



2014

ANNUAL REPORT





MISSION STATEMENT

“To be recognised as the pre-eminent governing body in Australian sport - providing world-class experiences across the spectrum of cycling enthusiasts from recreational riders right through to high performance athletes.”

THE ESSENCE OF CYCLING AUSTRALIA

“Inspiring more Australians to experience the joy of the ride.”

TABLE OF CONTENTS

SPONSORS AND PARTNERS 4 - 5

BOARD / EXECUTIVE TEAM 6

ASC MESSAGE 7

PRESIDENT’S MESSAGE 8 - 9

CEO MESSAGE 10 - 11

HIGH PERFORMANCE 12 - 13

PARA-CYCLING PROGRAM 14 - 15

EVENTS 16 - 17

PARTICIPATION 18 - 19

ADVOCACY: AMY GILLETT FOUNDATION 20 - 21

STATE ASSOCIATIONS 22 - 37

MEMBERSHIP 38 - 39

CORPORATE GOVERNANCE..... 40 - 41

ANTI-DOPING 42 - 47

FINANCIAL REPORT 49 - 64

RESULTS 65 - 113

TEAM LISTINGS 114 - 117

OFFICE BEARERS AND STAFF 118 -119

COMMISSIONS 120

HONOUR ROLL 121 - 122

AWARD WINNERS - JAYCO 2013 CYCLIST OF THE YEAR 123

PHOTOGRAPHY CREDIT
Kevin Anderson | Dave Birss | Casey Gibson | Andy Jones
John Veage | Mark Walker | Graham Watson





PROUDLY SUPPORTED BY

PRINCIPAL
SPONSOR



MAJOR
PARTNER



OFFICIAL
VEHICLE
PARTNER



OFFICIAL
BROADCAST
PARTNER



SPONSORS & OFFICIAL SUPPLIERS



SUPPORTING ORGANISATIONS & AFFILIATES



SPONSORS AND PARTNERS

AUSTRALIAN SPORTS COMMISSION
& AUSTRALIAN INSTITUTE OF SPORT

Principal Sponsor and Partner

JAYCO

Major sponsor of CA national teams & High Performance Unit, men's road continental team, professional track & women's road trade teams, and Cyclist of the Year Awards

SUBARU

Major sponsor partnering broadcast production, vehicle supplier to Cycling Australia & Cyclist of the Year Awards

SBS TELEVISION

Broadcast partner

AUSTRALIAN OLYMPIC COMMITTEE

Medal incentive funding - Athletes

AUSTRALIAN PARALYMPIC COMMITTEE

National program & competition funding

AUSTRALIAN COMMONWEALTH
GAMES ASSOCIATION

Elite and junior national program funding

AUSTRALIAN NATIONAL
PREVENTIVE HEALTH AGENCY

Major sponsor of Cycling Australia, promoting "Be the Influence"

BIKE TECHNOLOGY (BT)

Sponsor of bikes for the Australian track team

CITY OF BALLARAT

Host partner of the Cycling Australia National Road Championships

ENVIRO BIKE BOXES

Bike and equipment box sponsor

EVENTS TASMANIA

Support of the Tour of Tasmania

GREENEDGE

Support of Cycling Australia's High Performance Unit

ITALKTRAVEL

CA Awards Night sponsor and High Performance Unit support

KING & WOOD MALLESONS

Support of National Junior Track Series & CA Awards

LAKES OIL

Gippsland NRS Tour sponsor

MAPEI

CA High Performance Unit sponsor

MARS

Major sponsor of the CA Road National Championships

MORGAN BLUE

Official bike cleaning and lubrications products supplier to national and AIS cycling teams

NESTEC LTD

Sponsor of sports nutrition program

PREMAX

Sports cream sponsor

SCOTT BIKES

Supply of road bikes to the men's continental team, AIS women's road team, women's track endurance team and the track sprint team

SHEPPARD CYCLES (GIRO)

Helmet sponsor

SHIMANO

Supply of bike componentry to national programs

SINGAPORE AIRLINES

Supporting airline of CA High Performance Unit & national teams

SMS SANTINI

Supplier of clothing for Australian national teams, Jayco-AIS World Tour Academy and professional track trade team

SOUTH AUSTRALIA
GOVERNMENT

Supporter of the high performance program based in Adelaide, the Velodrome and range of national and international road, track, BMX and mountain bike cycling events

SPORT & RECREATION VICTORIA

Support of the Melbourne to Warrnambool Classic

TOOWOOMBA REGIONAL COUNCIL

Oceania Road Championships, Junior Road Championships

TOURISM EVENTS QUEENSLAND,
TOURISM TROPICAL NORTH
QUEENSLAND & CAIRNS REGIONAL
COUNCIL

Support of Cairns MTB World Cup

TRAININGPEAKS

Official training software

VITTORIA

Provision of tyres to national and AIS cycling teams

ZARRAFFA'S COFFEE

Oceania Road Championships

CYCLING AUSTRALIA

BOARD



MALCOLM SPEED
President / Chairperson



GERRY RYAN OAM
Appointed Director



DAVID ANSELL
Director



MATTHEW DEVER
Director



LINDA EVANS
Director



LEEANNE GRANTHAM
Director



ANTHONY GRIFFIN
Director



JUSTIN QUILL
Director

EXECUTIVE TEAM



MELINDA TARRANT
Chief Operating Officer



KEVIN TABOTTA
National Performance Director
High Performance Unit



PAUL BROSNAN
General Manager
High Performance Unit



STEVE PETERSON
General Manager
Events



AUSTRALIAN SPORTS COMMISSION MESSAGE FROM THE CHAIR

It has been another significant year for the Australian Sports Commission and the sports network as we continue to work together to pursue victory on the world stage and inspire all Australians to experience the joy of sport.

Australia's Winning Edge continues to evolve as we target sports with the potential to deliver international success, and invest more in our most promising athletes.

Despite a challenging economic environment, in 2013–14 the Australian Government invested almost \$120 million in our national sporting organisations. In high performance, Australia's Winning Edge continues to evolve as we target sports with the potential to deliver international success, and invest more in our most promising athletes.

Some highlights in 2013–14 have included:

- **Campaign Rio** — a partnership between the AIS, Australian Olympic Committee and Australian Paralympic Committee to prepare athletes for the Rio Olympic Games.
- **AIS Centre for Performance Coaching and Leadership** — the Centre continues to develop Australia's coaches and high performance leaders, with a Podium Coach program launched.
- **AIS Sports Draft** — a fast-tracked development program for talented athletes who are interested in transferring to Olympic or Commonwealth Games sports.

Our work with sports to reform governance structures and develop their strategic and commercial capabilities also continues. The ASC is determined to create better businesses and we are leading the way with a lean and agile operating model, a new AIS brand, and continued focus on philanthropy through the Australian Sports Foundation.

Grassroots participation remains a key priority, with the Australian Government's announcement of the Sporting Schools program a significant endorsement of community sport. The \$100 million program will commence in 2015 — reaching more than 850,000 children — and will enable sports to boost their participation numbers.

Australian sport is on a transformative journey. Few periods have been filled with so much activity or so much promise, and I appreciate your hard work and support over the past year. By joining us on this journey you continue to prove your capacity to succeed in this ever-changing sporting landscape.

JOHN WYLIE AM
Chair – Board of the Australian Sports Commission

PRESIDENT'S MESSAGE

Cycling in Australia has a great record of international success, coupled with an enormous fan and participation base. Combining this with our talented, hard working team and the support of our community, we are confident and excited about the future of Cycling Australia.

SPORTING ACHIEVEMENTS

2014 was an outstanding year for Australian riders on the world stage. We were the top ranked nation at the Glasgow Commonwealth Games as well as at the road, elite track, junior track and para-cycling track World Championships; and second in the tally at the BMX Worlds and fourth at the Para-cycling Road Worlds. Our performances demonstrate the depth and breadth of talent across our High Performance programs.

I take this opportunity to congratulate our nine Commonwealth Games Gold Medallists: Scott Sunderland, Matthew Glaetzer, Jack Bobridge, Alex Edmondson, Glenn O'Shea, Luke Davison, Stephanie Morton, Anna Meares and Annette Edmondson. 2014 saw Australians win 11 Elite World Championships, with two dual winners: Alex Edmondson Men's Individual Pursuit, Men's Team Pursuit (Glenn O'Shea, Alex Edmondson, Mitchell Mulhern and Luke Davison), Amy Cure Women's Points Race, Sam Willoughby BMX Elite Men, Michael Gallagher Men's C5 Individual Pursuit and Time Trial, Men's Tandem B Pursuit (Matthew Formston/Michael Curran), Alistair Donohoe C5 Road Race, Jayme Richardson Women's C1 Time Trial, Carol Cooke Women's T2 Road Race and Time Trial.

Special mention must go to Simon Gerrans, the first Australian to win the prestigious Liège-Bastogne-Liège, and second in the Road World Championships; Michael Matthews for stage wins and wearing of the leader's jerseys in both the Giro d'Italia and the Vuelta a Espana; Anna Meares for winning the 500m Time Trial at the Commonwealth Games for the third consecutive time; Macey Stewart winning U19 World Championships on both track and road and Carol Cooke (tricycle) who continued her unbroken run of victories since the London Paralympics winning both the Individual Time Trial and Road Race at the Para-cycling Road Worlds.

We were also proud to see Anna Meares honoured with her selection as Australian flag bearer at the Opening Ceremony at the Commonwealth Games.

CRITICAL SUPPORT

Our success is achieved with the huge support of federal and state governments, state event corporations and corporate partners. We recognise and thank the Australian Sports Commission, the Australian Paralympic Committee, the Australian Olympic Committee and the Australian Commonwealth Games Association for their support of cycling in 2014.

We were delighted to welcome the news of a two million dollar loan to the organisation that will be used to stabilise our financial position and protect our successful high performance program while we complete our governance reform.

Without this support, the future of Cycling Australia would have been uncertain. However, with this critical funding, we are able to ensure that our athletes are represented and cycling continues to be celebrated throughout Australia. We are hugely thankful for the support of the Australian Sports Commission, our Member States and Mountain Bike Australia, and look forward to providing updates on the success of our programs.

INTEGRATION

For a number of years Cycling Australia, Mountain Bike Australia and BMX Australia have been discussing the feasibility of integration into one organisation. However, when the CA board resigned in April this year the BMXA and MTBA representatives also resigned. As a result, and with the support of the ASC, we have put integration with BMXA and MTBA on hold for the next 12 months until we can stabilise Cycling Australia. BMXA have chosen to pursue their own objectives and have established a separate office and awards program for BMXA athletes. They are currently seeking approval from the ASC to take over the BMX High Performance program from Cycling Australia after the Rio Olympics in 2016.

A NEW DIRECTION

We recently welcomed the appointment of a new board. These appointments – made in September 2014 – provide our sport with the right mix of skills and expertise for us to reach our full potential. The Australian Sports Commission CEO, Simon Hollingsworth, confirmed his confidence in the appointment of this new board and we are pleased that he believes this will make Cycling Australia one of the nation's most dynamic sporting administrations.

We were also delighted to attract a new, high calibre CEO, Nick Green OAM, to work with the board to guide us in this new direction. Nick's initial focus will be on reviewing High Performance and the delivery of a number of important events in the expanded "Summer of Cycling". We also became a company limited by guarantee, and adopted a new constitution to support our new governance mandate.

While there is no doubt that it has been a challenging 12 months for Cycling Australia as an organisation, we are excited about our future. We have the foundations for growth and an organisational structure that will allow us to achieve our objectives.

I am pleased to pass the role of President to Malcolm Speed who will lead Cycling Australia into a new era of strong governance, economic stability and growth.

GERRY RYAN OAM

President

November 2013 - September 2014

CEO MESSAGE

Without question, cycling is one of Australia's most celebrated sports. Whether a recreational pastime, or a competitive career, it is a sport that attracts a broad fan base across our nation. And it's because of this passion that we are so proud to represent Cycling Australia.

Despite this collective enthusiasm, it has been a difficult year for Cycling Australia. We are well aware of the challenges that our organisation has faced, and many of these have been publicised throughout the media. Most challenging were the difficult decisions we had to make around staffing, due to our negative financial situation. While these are never pleasant times or easy decisions to make, the situation forced us to take a good look at our organisation, and to refocus our energy.

One of our most significant challenges in the past financial year has been the slow process of recapitalisation following the wind up of the failed commercial joint venture with Grass Roots and Michael Edgley (Meash Marketing).

Even with these challenging circumstances, our talented team have not been sitting still. Rather, they have taken the opportunity to forge ahead, creating a platform for growth for our future. As a result, we have seen some impressive projects and initiatives take place across the country over the past few months, with an immediate impact on the community. Our organisation is made up of talented, passionate people who have been working hard at ensuring we make a significant, positive impact in our sport. On behalf of the team, it is a pleasure to be able to share these achievements with our supporters.

INITIATIVES AND ACHIEVEMENTS

Highlights from the past financial year include:

- High Performance has delivered magnificently on the world stage this year, topping the medal tally at the Commonwealth Games and the Road World Championships in September in Ponferrada, Spain.

- In Recreation and Participation, we launched the She Rides program to support women wanting to improve their confidence in cycling and increase their participation levels.
- We launched the member loyalty program to deliver increased benefits to our members (at no additional cost) and provide an even greater reason for recreational cyclists to choose us over other recreational bicycle organisations.
- We secured the contract to deliver the new Cadel Evans Great Road Race on behalf of Victorian Major Events Corporation.
- Working with the new Executive Officer and Mountain Bike Australia (MTBA) Committee, we stabilised and strengthened the relationship with MTBA after challenging negotiations around the cancellation of the events agreement resulting from the dissolution of the joint venture.

LAYING FOUNDATIONS

As well as executing these initiatives, our team have been working hard to lay the foundations for projects launching later in the year.

A snapshot of the projects underway includes:

- Launch of a new program through the Australian Sports Foundation to allow fans and supporters of cycling to make a tax-deductible donation to High Performance or Mountain Bike.
- Development of a Kids Ride program that can be delivered as part of the Australian Sports Commission's new School Sport Program.

MEMBERSHIP

The membership over the past year remained stable overall, with a highlight being 6% growth in the recreational membership, which is now 28% of our total membership. Our Under 23 members also grew by 13% although members in the Elite category fell for the 3rd consecutive year. Around the country, ACT saw the greatest growth at 21%. These membership numbers are very pleasing in light of a 10% increase in fees this year, necessitated by increased insurance claims last year.

This year we upgraded our online membership process to enable new members to more easily find and compare clubs in their area through the Club Finder functionality on IMG. We also reduced the number of membership options displayed

to make it easier for members to select the membership category most suitable to them.

Our members have access to over 3000 state and club run events each year as well as access to coaching resources and training programs. We launched the She Rides program specifically designed for women and addressing the concerns they raised through the Women's Survey. Our female membership is 13% overall but 24% in the recreational membership and 37% of our volunteers, officials and coaches are also women. Our aim for the next membership period is to actively build and promote the new fan membership.

INSURANCE AND RISK

Insurance remains a significant cost component of membership and is one of the key reasons for membership. Whilst we encourage all members to consider their own needs in terms of income protection and health insurance in the event of an accident, we also recognise that most people do not have access to public liability insurance through their home insurance policy in the event they cause damage to another person or their property whilst on the bike. Ours is the only membership available for those who wish to race, as other bicycle group policies exclude racing.

Our claims in 2014 are tracking around the same level as last year for personal accident and travel insurance. To ensure we continue to purchase the most competitive insurance benefits at an affordable premium, we engaged The Lion Partnership to assist with a review of our current insurance arrangements. As a result of a thorough and broad tender process, we selected AON as our new brokers and they will assist us in marketing our insurance program for this year's renewal.

SPONSORSHIP AND PARTNERS

We are again very thankful for the generous support of our government and commercial sponsors. Gerry Ryan, the Jayco Corporation and Orica GreenEDGE remain long term and generous partners of cycling at all levels. Their investment into the sport will continue to bear fruit for many years.

We also thank Subaru who again have supported us financially and with vehicles at all major events and who supported our partnership with SBS to ensure cycling receives broadcast exposure to a wider audience.

Our government support extends from the federal level with the Australian Sports Commission to state and local governments and event corporations; in particular I would like to acknowledge the South Australian Government, Tourism & Events Queensland, Victorian Major Events Corporation and the City of Ballarat.

We are fortunate to have the support of a wide range of partners and extend our genuine appreciation for their generous and unfailing support.

ACKNOWLEDGEMENTS

I am honoured to present this annual report as Acting CEO for the past six months. I would like to firstly acknowledge the support of Gerry Ryan, Malcolm Speed and Lloyd Freeburn and thank them for their guidance during this transitional period. I also acknowledge the contribution of Adrian Anderson, Interim CEO from November 2013 to May 2014, and his assistance with the dissolution of the commercial joint venture and the subsequent downsizing of the commercial event portfolio.

I would also like to recognise the entire team at Cycling Australia, who have taken on additional responsibilities as we have restructured, reorganised and reduced the size of the organisation. In particular I would like to recognise Kevin Tabotta and Paul Brosnan, High Performance, who have ensured that the challenges did not impact too greatly on high performance staff and athletes, and that we have been able to continue to deliver world class results. I recognise Steve Peterson and Amy McCann who have stepped up as a result of reductions in the Events and Marketing teams, and continue to deliver high quality events and programs at a more sustainable cost. In Operations, Joanne Cameron has taken back direct management of the Membership team in addition to her Finance role. Gareth Watkins has taken on Participation in addition to managing AustCycle, Sean Muir has taken on Officiating responsibilities in addition to managing 12 national and Oceania championships and the NRS series, and Lyriane Beuzeville has taken on support of the Oceania Confederation as well as supporting the significant governance changes, at the same time relocating to Adelaide to take up a new role in High Performance.

I am proud of everything the team has achieved this year in difficult circumstances and am confident that Cycling Australia, led by our incoming CEO Nick Green, is well positioned for future growth.

Thank you for joining us on this journey of enjoying the ride.

MELINDA TARRANT

**Chief Operating Officer
Acting CEO May-October 2014**

HIGH PERFORMANCE



HIGH PERFORMANCE UNIT

Over the past 12 months, the Cycling Australia High Performance Unit (HPU) has:

- Extended the athlete financial support system
- Continued to pursue strategies for a performance-focused team culture
- Continued to pursue the enhancement of training environments for athletes
- Continued to deliver world-class sports science and technology services

Following the conclusion of the 2014 Glasgow Commonwealth Games, we commenced a comprehensive review of our direction, programs, athletes and staff to reset our ongoing strategy. Constantly striving to evolve the high performance system, we look forward to this strategy creating opportunities and success for Rio 2016 and beyond.

PERFORMANCE HIGHLIGHTS

We are strategically building toward Rio 2016, whilst ensuring success is maintained across all our programs. Cycling's success in 2013-14 is testament to this, with our cyclists excelling on the world stage.

Standout performances for 2014 include:

- 6 medals across U19 and Elite categories at the 2014 UCI Road World Championships in Spain in September. Australia finished with the most medals of any nation. The Orica-AIS Women also claimed Silver in the Team Time Trial.
- 8 medals at the 2014 UCI Para-Road Cycling World Championships in Greenville, USA in August.
- 5 Gold, 3 Silver and 5 Bronze at the 2014 UCI Junior Track World Championships in Korea in August. Australia finished as the number one nation.
- 7 Gold, 9 Silver and 8 Bronze at the 2014 Commonwealth Games in Glasgow, including 5 games records and being named the number one cycling nation.
- 2 Gold and 1 Silver at 2014 UCI BMX Elite World Championships in the Netherlands in July. In addition, 1 Bronze in the U19 Men's Time Trial. Australia also finished the number one nation. Caroline Buchanan claimed the overall 2014 UCI Elite Women's Supercross World Cup, while Anthony Dean was runner-up in the Elite Men's SX World Cup series.
- 5 Gold, 5 Silver and 7 Bronze medals at the 2014 UCI Para-cycling Track World Championships in Mexico in April. Australia finished third behind France and Germany respectively.
- 3 Gold, 2 Silver and 3 Bronze at the 2014 UCI Track World Championships in Colombia in February. Australia finished as the number one nation.

- The U23 World Tour Academy claimed 7 wins in international road events.
- The OGE-AIS Women's Professional Road Team ranked No. 4 in the world.

FACILITIES

Following consultation between the Office for Recreation and Sport (SA State Government) and with facilitation assistance from the AIS (and thanks to a significant capital works grant from the ASC in 2012), the refurbishment of the CA HPU in Adelaide is due to commence in November 2014. The priority is on athlete performance spaces, including a heavy weights gym, ergometer and treatment rooms.

The CA HPU continues to operate satellite HP centres for BMX in Queensland and in Europe. These are used for endurance international competitions and preparation. The AIS Pizzey Park facility on the Gold Coast is integral in supporting BMXA HP program athletes, and maximises access to the Chandler Supercross track in Brisbane. The AIS European Training Centre (ETC) in Varese, Italy is a multisport facility and operates as the hub for specialist athlete support. Recently, the CA HPU relocated all accommodation and office facilities to be closer to the ETC. This move has proven to be a terrific enhancement to both the athlete and staff environment. We have also seen enhanced performance preparation, injury management support and recovery.

INITIATIVES AND PLANS

Some key initiatives and plans for 2014 and beyond are:

- In November 2013, we conducted the CA National Coaches Congress at the AIS in Canberra, prior to the AIS World's Best Conference. Due to funding limitations, we are planning to hold the next National Coaches Congress around an event.
- Bi-monthly HP Track Program staff meetings; increasing accountability and refinement of operations.
- Enhanced and frequent (biannual conferences) NSO HP collaboration with the AOC, AIS and SIS/SAS for Rio 2016 planning.
- Implementation of compulsory head coach Program Performance Plans for all HP discipline programs.
- Increased direct athlete support financial packages. Combined with ASC funding for targeted, performance-based funding for podium athletes.
- Ongoing enhancement of the track, BMX, road and para-cycling daily training environments and performance hub – with increased support around sports science medicine, competition and equipment.
- Collaborating with the AIS for funding, and other key HP entities to pursue innovative projects for performance gains toward 2016.

- Prioritised enhancement of sports psychology service, with a focus on team culture and athlete welfare that is coach driven and athlete led.
- Enhanced performance nutrition services, to include a Supplements Policy and Ethics Committee.
- Excellent cooperation and co-investment with the AIS for the delivery of elite coaching professional development.
- Continued support and evolution of the National Junior Track Series and National Junior Programs; ensuring consistent identification and delivery of high calibre talent into our national programs.
- Adelaide International Track series conducted by CA HPU to maximise points collection for Australian athletes to qualify for World Cups.
- Implementation of an annual SIS/SAS cycling scholarship 'draft week', to see a collaborative approach to identifying and supporting our athlete talent pool.
- Consultation with Stadiums Queensland for HP input into the development of the new velodrome in Brisbane – due for completion in May 2016.
- Working closely with BMXA in their efforts to be acknowledged by the ASC as a standalone NSO; working together to oversee management of the HP program.

ACKNOWLEDGEMENTS & THANKS

To operate, we depend on the collective investment of the Australian Sports Commission, NIN (AIS & SIS/SAS), Australian Commonwealth Games Association and the Australian Paralympic Committee. We also have many loyal sponsors, partners and suppliers who support our programs. This includes, but is not limited to, Bike Technologies (BT), Santini, Shimano, Scott Bicycles, Orica-GreenEDGE, and of course Jayco. The generosity of the Ryan family is simply extraordinary and without this the ongoing optimisation of Australian cycling talent would be significantly compromised.

On behalf of the High Performance Unit, we would like to acknowledge our sincerest gratitude to our terrific staff, supporters and stakeholders, who share our desire for ongoing Australian sporting success, and our passion for this fantastic sport of cycling.

KEVIN TABOTTA
National Performance Director

PAUL BROSAN
General Manager High Performance

PARA-CYCLING PROGRAM

2014 was an exciting and strategic year for Para-cycling. We competed in the World Track and Road Championships as well as the Road World Cup with our clear objective: to secure qualifying points towards the 2016 Rio Paralympics.

With points available for the Top 10 placings, our strategy was to gain maximum points while also creating an international competition pathway for the development of our identified Para-cyclists.

It is a pleasure to be able to share some highlights from 2014 for Para-cycling:

TRACK WORLD CHAMPIONSHIPS

Australia achieved an outstanding result, finishing at the top of the medal tally at the Para-cycling World Track Championships, held in Mexico in April. We won a total of 17 medals – five Gold, five Silver and seven Bronze.

- The Gold medal performances included the Men's Endurance pairing of Matt Formston and Mick Curran, who exceeded all expectations by winning and establishing a new world record.
- Jayme Richardson was also eligible to medal, following the UCI rule changes, allowing Jayme to compete against formula-levelled World Record benchmarks.
- Sue Powell and Michael Gallagher continued to demonstrate their world-class performance and Rio potential, by winning and establishing new world records in their Individual Pursuits.
- Alex Green continues her progress, and although finishing second behind Sue Powell, demonstrated her overall development by only being out-qualified by Sue by less than half a second.
- David Nicholas did exceptionally well to finish third in the Individual Pursuit, particularly considering his interrupted preparation. David required major rhino surgery to address a sinus and breathing problem, which had him off the bike for three weeks, only six weeks out from competition.
- Alistair Donohoe came home with two Bronze medals and continued to demonstrate abilities that should see him as a World Class C5 for many years.

The standard of competition was very high. This wasn't just noted with the recorded times (which were obviously skewed because of the altitude and the competition environment), but mostly because of the closeness of times in many of the events.

COMMONWEALTH GAMES

For the first time, Para-cycling Tandem Time Trial and Sprint were showcased at the Commonwealth Games in Glasgow. It was important for us to support this event given the Gold Coast hosting of the 2018 Commonwealth Games.

The pairing of former Sprint cyclist Jason Niblett with Kieran Modra almost achieved the ultimate outcome – with the pair being beaten by only .14 seconds in the Time Trial. They also posted the fastest qualifying time in the flying 200, only to be beaten by London Paralympic champions Scotland at 2-1 in the best of three rides. While they did not achieve a Gold medal, the return of two Silver and three Bronze from four events certainly exceeded our anticipated medal tally.

ROAD WORLD CHAMPIONSHIPS

Australia concluded the 2014 UCI Para-cycling Road World Championships (held in South Carolina in August) with eight medals, including four world titles, and being named fourth overall in the Nations ranking.

- Carol Cooke (Trike 2) continued her unbroken run of victories since the London Paralympics, by winning both the Individual Time Trial and Road Race.
- Gold was secured by Jayme Richardson (C1) in the Individual Time Trial.
- Alistair Donohoe sprinted to victory in the Men's C5 Road Race, securing his maiden world championship in what was considered the most exciting finish of the championship.
- The Trikes proved our most successful discipline, with South Australia's Bianca Woolford winning Silver in both the ITT and Road Race Women's T1 events.
- Sue Powell rode very strongly, winning two medals; Bronze in the Time Trial, and was only narrowly beaten for Gold in the Road Race.

LOOKING AHEAD

To support the continued development of Elite Para-Handcyclists, a project has been undertaken to develop customised seating solutions. Available for two-hand cycling athletes, the solution can be used on athletes' existing bikes; providing customised and individualised seating solutions for athletes, leading to improvements in performance and the prevention of pressure injuries. Of course, all athletes have individual postures and body sizes. Consequently, standardised seating options only serve the partial needs of athletes, posing limitations on performance outcomes and risk of injury.

Building toward Rio 2016, we have commenced collaboration with the Australian Paralympic Committee and Monash University, working on aerodynamics projects. These projects will allow us to fully evaluate the various equipment, rider positions and aerodynamic drags on Tandem Individual Pursuit setups; ensuring maximum performance optimisation.

ACKNOWLEDGEMENTS

All athletes and staff are extremely appreciative of the Australian Paralympic Committee management and staff for their assistance and contributions across the various aspects of the Para-cycling High Performance Program.

Thanks to the various state associations, their commissaires and volunteers for conducting events for para-cyclists. Without your continued commitment, there would be little to no competition opportunities for para-cyclists. We must recognise and offer sincere thanks to all those who devote huge amounts of time and take leave away from their own professions to support the Para-cycling program.

A big team and personal thanks to Team Manager Murray Lydeamore, who works tirelessly to ensure the efficient and effective management of the overall team; especially with logistics, which are substantial when moving a big team of physically impaired athletes.

I would like to recognise the support of SIS/SAS and their coaches as the Para-cycling program strives to deliver on AIS/ASC Winning Edge targets. Thanks also to the Cycling Australia Board of Management, the High Performance Management team and all the staff who have assisted with the operations of the Para-cycling program.

PETER DAY

Para-Cycling Performance Director / Head Coach



EVENTS

The sporting calendar was full of quality events and series during 2014 including road, track and MTB, as well as mass participation activities. Along with championship events around the country, national standard racing was offered to riders through the National Junior Track Series, Subaru National Road Series and the National Para-cycling Series.

Standouts on the championship calendar were the growth and professionalism delivered at the Road Nationals in Ballarat, the development of cycling in the Toowoomba region – hosting both the Oceania Road and Junior Road Championships, the action packed Elite and U19 National Track Championships – including Anna Meares winning her 31st Australian title, and for the first time the Cyclo-cross Championships were held in Adelaide.

With the recent securing of a three-year arrangement to supply event management services to the Cadel Evans Great Ocean Road Race, we look forward to lending our expertise and contributing more broadly to the sport in the future.

In planning for future championships the process of allocating Cycling Australia championships for the 2015-18 period is nearing finalisation allowing organisers, riders and cycling spectators the chance to plan for the upcoming events well in advance.

ACKNOWLEDGEMENTS

We would like to thank all of our sponsors and partners for their continued support with our events program. We'd also like to recognise the enormous contribution from the vast group of volunteers who make our events possible. And a thank you to the team for their continued commitment to ensuring we deliver a world-class events program.

Thanks to all associated with the MTB World Cup, particularly Tourism Events Queensland, Tropical Tourism North Queensland and to the Cairns Regional Council. Thanks also to the Department of National Parks and James Cook University.

We would like to once again thank Ballarat Regional Tourism and the City of Ballarat for their ongoing support; together ensuring that 2014 was the best ever edition of the Road Nats. The support of Mars as naming rights partner was also vital in achieving a great outcome.

We would also like to acknowledge Caterpillar, Lakes Oil and Subaru as other major partners and contributors to the success of our events program, along with SBS for their commitment to the promotion of both elite and domestic cycling.

Finally, we would like to acknowledge the Amy Gillett Foundation for their continued work shaping the Gran Fondo. The partnership continues to allow CA the opportunity to

engage with an ever-increasing community of competitive recreational cyclists.

STEVE PETERSON
General Manager Events

SEAN MUIR
National Manager Sport



UCI MTB WORLD CUP CAIRNS, QUEENSLAND

We were proud to deliver a successful event in April 2014, the second on the World Cup calendar, with good feedback from the UCI, athletes, teams and broadcasters. The event is one of several international and elite domestic MTB events to be hosted in Queensland as part of a long-term agreement between CA and Tourism Events Queensland, culminating in the UCI MTB World Championships in Cairns in September 2017. The Australian Championship for XCM MTB was also held at Mt Joyce, as was an XCM round at Atherton – both attracting good numbers and positive comment.

The World Cup in 2014 relied on the implementation of significant capital works on the site at James Cook University Smithfield, which had not been used for international competition since 1996. This has involved significant building and upgrades, with the venue being prepared with an eye on 2017. The team will continue their presence in Cairns across the next three years as we build towards another UCI MTB World Cup in 2016, before the World Championships in 2017.

2014 MARS CYCLING AUSTRALIA ROAD NATIONAL CHAMPIONSHIPS

In January 2014, Ballarat once again played host to the Australian Championship for Road Cycling, affectionately known as 'Road Nats'. With crowds swelling by 28% on the previous year - due in part to the return of Cadel Evans - the event saw some exciting racing with 36,000 spectators across the week.

As an important part of the "summer of cycling", this event will continue to be a core focus and as with all our events, we look for opportunities to enhance and improve it each year. Next year this event will be raised to another level again with key changes to the schedule and courses resulting in an even better experience for riders, spectators and TV viewers alike.

2014 WIGGLE AMY'S GRAN FONDO

Now in its fourth year, the Amy's Gran Fondo in 2014 set a new record of 5,000 entries. Alongside some new concepts and a new marketing team, this year's event is considered the best edition so far. Also in its fourth year was the partnership between CA and the Amy Gillett Foundation with upwards of \$6m of economic impact is delivered into Lorne and the Surf Coast region.

Responsible for project managing the event as well as delivering all event, race and organisational aspects, CA also played a key role seeking to establish a new Subaru National Road Series event for women and held in conjunction with the Gran Fondo. Amy's Otway Classic proved to be a success as a first year event, taking advantage of supreme safety conditions. Amy's Wall another exciting addition to the weekend line-up, a hill sprint, engaging participants and spectators in a high-energy, fun and exciting competition for fastest time.

SUBARU NATIONAL ROAD SERIES (NRS)

Another year of growth for the Subaru National Road Series (NRS) was shown by the expansion of the calendar, an increase in the number of teams and riders taking part, and the development of the SBS coverage. Highlights from each event on the NRS calendar were shown on SBS, revealing the depth of talent and riders to watch in the future. The 2014 series was made up of 16 events – encompassing five states and one territory, 32 Men's and 12 Women's teams, and a total of over 2000 rider entries throughout the series.

Cycling Australia Events delivered the 2013 Caterpillar Tour of Tasmania, the 2013 Melbourne to Warrnambool Cycling Classic, the 2013 Shipwreck Coast Classic, the 2014 Lakes Oil Tour of Gippsland and the 2014 Amy's Otway Classic. There continues to be some key areas targeted for ongoing development across the NRS that we will work with organisers, teams and commissaires to implement.

PARTICIPATION

Cycling Australia remains committed to providing opportunities for all Australians to enjoy cycling. This is achieved through our community initiatives and programs, particularly focused on women and children.

Our commitment has led to three key strategic priorities for Participation:

1. The establishment of a national bike riding program, Kids Ride, for 5-12 year olds.
2. The expansion of the She Rides Program targeted at adult women.
3. The provision of accessible cycling programs to improve the inclusion of people of all abilities.

The development and implementation of these programs provides an opportunity to significantly increase the number of people entering cycling. Through positive program engagement, we look forward to ongoing club memberships and involvement. It is a pleasure to share highlights of our key achievements for the year.

WOMEN'S STAKEHOLDER FINDINGS

In line with Cycling Australia's efforts to improve women's cycling at all levels, we conducted a survey targeting members of CA and its affiliate organisations, as well as women who ride recreationally in the community. The survey was developed with the Women's Commission, and in conjunction with our partners Mountain Bike Australia (MTBA), AustCycle and the Amy Gillett Foundation. The findings were released in May and outline key challenges, opportunities, riding behaviours, satisfaction levels and insights in relation to women's participation in cycling.

SHE RIDES



Following the Women's Stakeholder findings, we developed the She Rides program. She Rides is an introductory riding program, focused on fitness, skill development and the creation of a social riding community for women. In the autumn and winter of 2014, we conducted seven pilot community programs in NSW and QLD. Targeting adult women, the programs offered opportunities in both road and mountain bike programs, in partnership with MTBA.

Since its launch in March, the program has received overwhelming support. We have seen over 2,800 social media followers, and the expansion to 30 locations across six states and territories, involving 443 women in the program's first year. Significantly, this represents 30% of Cycling Australia's recreational members for the year.

KIDS RIDE



Kids Ride is a new, nationally developed bike riding program targeting 5-12 year old children. Its goal is to enhance the lives of children by ensuring every child has the ability and opportunity to enjoy riding a bike safely. The program recognises that no matter how we ride, having fun, developing proficient bike handling skills, learning the importance of road rules and riding safely in all environments are lifelong skills that every Australian child should have, much in the same way that every child should be able to swim.

While substantial work was done developing the content and capabilities to deliver a national program, a request from the Australian Sports Commission in December 2013 saw the delay in key pieces of work involved in taking Kids Ride to market. The program rollout has now been rescheduled to mid-2015 and will coincide with the new Sporting Schools Initiative, which is set to replace the Active After-School Communities program. We are excited about the potential that Kids Ride presents as an important entry point for improving children's bike riding skills and attracting juniors and families to cycling.

ACCESSIBLE CYCLING

This year has been an important one for accessible cycling. To ensure all athletes with a disability are provided with a fair and equal environment for competition at all levels, CA formalised a Classification Policy. This incorporates physical, vision, and intellectual impairment, as well as cyclists who are deaf or hard of hearing. For the first time, the policy also introduces provisional classifications at club and state levels. This will take place over the next 12 months, and will ensure that all athletes – even those who do not participate at national

championships – can enjoy cycling in the appropriate sport class. We have also supported Cycling Victoria in the introduction of a pilot accessible cycling program. This program provides opportunities for all to take up cycling and develop regular riding behaviours. The program has highlighted how important the provision of opportunities can be, providing the pathway for a core group to take up club membership and racing. The pilot will see the introduction of more activation programs next year, which will increase the inclusion opportunities for people of all abilities.

AUSTCYCLE



Australia's interest in cycling continues to increase, as we see more people choosing two wheels as a means to gain fitness, achieve their health outcomes, and of course, get from A to B. AustCycle plays an important role in assisting these individuals, as well as schools, community groups and organisations. AustCycle focuses on improving their bike handling skills, knowledge of riding and levels of confidence, to ensure maximum enjoyment whether riding off road, on shared paths, or on the road.

Over the past 12 months, AustCycle's network of providers have delivered programs in over 30 locations across Australia; training thousands of adults and children. This includes learn-to-ride programs for beginners, right through to the advanced skills training required to traverse busy streets and traffic.

This year has also seen AustCycle work with the Roads and Maritime Service NSW to conduct Aboriginal Bicycle Safety Programs across NSW in 12 locations. Held in both metropolitan and regional locations, the programs have delivered awareness of bicycle safety through practical programs that provide participants with skills, knowledge and understanding of safer bike riding.

In closing, I would like to take this opportunity to acknowledge and thank all the administrators, providers, coaches and teachers who assist in providing opportunities for all to ride in the community.

I look forward to an exciting year as we expand She Rides and roll out Kids Ride.

GARETH WATKINS
General Manager Participation

ADVOCACY: AMY GILLETT FOUNDATION

The AGF's core work throughout the year drew heavily on the Foundation's policy blueprint, the Manifesto for Safer Bike Riding in Australia, (released in June 2013) which underpins its mission and vision for the next three years:

MISSION: SAFE BIKE RIDING IN AUSTRALIA

VISION: ZERO BIKE RIDER FATALITIES

RESEARCH

The Foundation continued to place a high level of importance on its research activity, utilising the resources of Dr Marilyn Johnson PhD and members of the Research and Policy Committee. In 2013-14:

- Five research publications were published and three public presentations were made.
- Two submissions were made to Federal and State governments in response to cycling plans and strategies.
- The AGF supported research studies including a review of Coronal data of bike rider fatality crashes, a naturalistic cycling study in the ACT, an analysis of VicRoads crash database records and the first Australian study into electric bikes.
- The AGF presented at more than 15 conferences, forums and panels relating to road safety and bicycle riding.
- The Foundation continued its membership of the peak Australasian organisation for road safety professionals, the Australasian College of Road Safety. Dr Johnson was elected to the National Executive.

POLICY & ADVOCACY

The AGF was again influential in the policy agenda for bike safety in 2013-2014. While the overall road toll is at its lowest point in decades, the same is tragically not true for bike riders. At the time of submission of this report (September 2014), 32 people had been killed while riding their bike – this follows a shocking 2013 which saw 50 bike riders lose their lives in Australia.

The Foundation's advocacy efforts across all states and territories have achieved results. In November 2013, the Queensland Parliamentary Inquiry into Cycling Issues delivered a comprehensive report with 68 recommendations.

Principally, the Inquiry recommended the implementation of minimum overtaking distance legislation, to which the Queensland Government responded by immediately announcing a two-year trial. The legislative trial is a direct

result of the AGF's 'a metre matters' campaign and advocacy and represents a ground breaking road safety intervention that will improve bicycle rider safety.

A national 'a metre matters' petition was launched at the 2014 Cycling Australia Road National Championships by Richie Porte and was supported by Cadel Evans and Anna Meares. Over 30,000 Australians endorsed the call for change on our roads through improved road rules and Andrew Nikolic MP tabled the petition in Federal Parliament on 29 May.

In February 2014, the then-Tasmanian Government announced the creation of a Cycling Safety Steering Committee, of which the AGF became a member. The CSSC provides expert cycling advice to the Tasmanian Road Safety Advisory Council.

The ACT Government's Vulnerable Road User Inquiry delivered a report to the ACT Government in June 2014, again recommending the implementation of minimum overtaking distance legislation. The Foundation played a key part in the recommendations, appearing as a witness at the Inquiry in December 2013, and providing ongoing expert advice.

COMMUNICATIONS

The AGF's Cycle Safe Communities platform strengthened considerably across the past 12 months, with over 30 communities signing up to create their own Cycle Safe Community. The online resource provided local communities with access to 'a metre matters' and 'It's a Two Way Street' campaign collateral to implement in their own region to raise vital bicycle rider safety awareness.

Launched in 2013 as part of the NSW Government's commitment to improving bike rider safety, the AGF's wide-reaching, highly visual 'It's a Two Way Street' campaign evolved significantly in the state.

Initially concentrating on the key themes 'stop on red' and 'a metre matters', the campaign was further developed through Phase 2 with the creation of eight Drive Rules and eight Ride Rules as well as an overarching message of mutual respect. Radio awareness messages aired across Sydney radio networks and the campaign featured on large outdoor billboards in several locations.



'A metre matters' is well and truly on the agenda across the nation, with great support from the Foundation's outdoor media partners, Ooh Media and JCDecaux, as well as radio through 2GB and Nova. Large format billboards featuring the Foundation's key safety message featured in the local communities of riders who participated in the 2013 Amy's Share the Road Tour – providing much needed awareness in local regions as a direct initiative of the riders' fundraising efforts.

Amy Gillett's mother, Mary Safe continued to educate school children across the nation on life skills and bicycle rider safety as part of the Remembering Amy for a Reason presentations. In its eighth year, the program expanded to include presentations to adult and professional groups.

AustCycle teamed up with the Jayco Herald Sun Tour in February 2014 to reach students in schools situated along the competition route. The program, jointly owned by Cycling Australia and the Amy Gillett Foundation, is Australia's only national accredited bicycling education and safety training program and has registered providers and teachers in all states and territories, with state government programs supporting AustCycle in WA and NSW.

OUR RELATIONSHIP WITH CYCLING AUSTRALIA

The Amy Gillett Foundation and Cycling Australia (CA) enjoy a deep affiliation. In fact, the AGF was formed with the substantial assistance of CA after the tragic passing of Amy Gillett who was a member of the CA National Women's Road.

We are joint owners of AustCycle, and partner to deliver the annual Amy Gillett Cycling Scholarship. CA is the AGF's event delivery partner and commercial partner for the Amy's Gran Fondo. The role of the AGF in striving for a safer environment for all bike riders was recognised in CA's membership model with the inclusion of an optional donation to the AGF when members join or renew their CA membership. Cycling Australia recognises the AGF as its formal community partner.

Changes to CA's legal status and constitution gave rise to the re-constitution of its Board of Directors. AGF Board Member Anthony Griffin was elected to the CA Board on 15 September 2014.

Our affiliation continues to deepen, demonstrating the benefits of galvanised cycling bodies, and in support of improving bike rider safety as a key enabler to increasing participation of people riding bikes from community to elite level.

The AGF wishes to thank the Cycling Australia Board of Directors, management and staff, their affiliations and partners for their continued support of the work of the AGF throughout the year.

TRACEY GAUDRY Chief Executive Officer



Amy Gillett FOUNDATION
Safe together

AMY GILLETT FOUNDATION BOARD:

Mark Textor – Chairman

Matt Dimattina – Director

Charlie Farren – Director

Anthony Griffin – Director

Rod Katz – Director

Duncan Murray – Director

Matthew Pringle – Director

Jane Seaborn – Director

Tracey Gaudry – Executive Director

STATE ASSOCIATIONS



Cycling ACT is pleased to announce our membership has broken through the 900 mark for the first time, a small increase on the 2013 level. Female membership remains just above 20%.

The ACT Sports and Recreation Services provided funding to Cycling ACT, Pedal Power ACT, MTBA local club CORC, and ACT BMX to progress strategic integration and potential sharing of common services. These cycling groups are promoting an integrated festival of cycling with on and off road events for competition and participation.

Cycling ACT held a successful U19 National Road Championships in July 2014, and continued the Junior and Women's Tour in May, as well as the National Capital Tour NRS event in September. In addition to the regular club races, the Canberra Cycling Club continued the annual Tour de Femme in November. Following the closure of the Narrabundah Velodrome for works in April 2013, we were pleased to open the Velodrome for use again in February 2014 and have seen an increase in the use of the track through our normally quiet winter period.

2014 started with Gracie Elvin successfully defending the national women's road title, and continued through to the recent stage win by Michael (Bling) Matthews and leader's jersey for three days in the Vuelta a Espana. Bling's success followed on from the Giro d'Italia where he took a stage win and wore the maglia rosa for six days. Michael Rogers also saw two stage wins at the Giro d'Italia and a stage in the Tour de France.

Other ACT cyclists continue to perform well on the international stage including Matthew Hayman, Rory Sutherland, Chloe Hosking, Adam Phelan, Jesse MacLean, Nathan Haas, Rebecca Wiasak and Nathan Hart. Hart had a break out year on the track, with successes in the Track World Cup and a Bronze Commonwealth Games medal in the team sprint. Para-cyclists Sue Powell, Paul Kennedy / Tom Clarke (pilot) and Brandie O'Conner / Breanna Hargrave (pilot SA) have also achieved international podium successes in World Cups, World Championships and Commonwealth Games.

All these successes would not have been possible without a great supporting network of coaches, club officials, ACTAS and volunteers. This year Cycling ACT also welcomed new ACTAS coach Ben Cook, replacing Glenn Doney who took up a head coach position at VIS.

Traffic marshalling has been a significant issue with our clubs and the ACT Government; there is a requirement for professional traffic marshals to control traffic on ACT roads, resulting in significant cost increases to all road events. We have recently struck an agreement with the ACT Government to accept trained volunteers, and the ACT Government has commenced a volunteers training program.

Looking to the year ahead we plan to continue building a strategy to integrate with other cycling disciplines in the ACT; work towards the inclusion of lighting and additional in-field facilities on the Narrabundah Velodrome; grow the National Capital Tour NRS event; as well as focus on growth objectives for track cycling and junior participation.

ADRIAN MARSHALL
President

BOARD AND COMMITTEE MEMBERS:

Adrian Marshall - President
Jim Veal - Vice President
Marcel Lovelock - Secretary
Laura Darlington - Treasurer
Shayne Borger
Darren Clarke
Cheryl Hulskamp
David Kallir-Preece
Bill Walker



Cycling New South Wales

has been primarily focused on securing solid foundations for the organisation through strong regulatory compliance and the introduction of robust processes and practices that are capable of sustaining the development of cycling in NSW.

We have identified business risks and are ensuring value is returned to the affiliated clubs and their riders. In conjunction with the CEO, the Board conducted a full review of our policies and procedures, organisational structure and financial underpinnings, aimed at ensuring all aspects of cycling in NSW were compliant with regulatory requirements. This has enabled the Board members to gain a better understanding of the financial and operational levers that the Executive can control, and has helped in the development of strategies to grow cycling in NSW and the Federation's role in that development.

CNSW is developing a strong and ambitious strategic plan for the future with four key pillars that form much of the Federation's developmental work:

1. Governance
2. Internal Capability
3. Government Relations
4. Club/Sport Development

CNSW continued to grow in both the number of Clubs affiliated (63) and the riders registered with these clubs. The membership numbers reduced slightly to a little over 8,000, largely due to a change in policy around memberships offered as part of our largest Cyclo-sportif event the Blayney to Bathurst. Performance of CNSW athletes continues to excel at both national and World Championships in all categories. Notwithstanding the efforts of these world class riders, the efforts of those NSW riders of the future was also demonstrated through CNSW again winning the Norm Gailey Trophy for Champion State in 2013.

Competitive cycling in NSW continues to grow and develop. In 2013 there were a total of 114 Category 1, 2 and 3 sanctioned events; 52 track, 51 road and 12 criterium. The numbers of Category 4 and 5 activities has also increased. The extension of the summer series criterium racing to include additional evenings by racing under lights at the Eastern Creek International Raceway was a new initiative that was well supported. The number of riders participating in open track

events has continued to decline; however the participation of national and world champions ensures high quality events continue.

The growth of criterium racing during the summer months in the metropolitan area is significant and every night during the week a rider can find racing, whether on the track or at criterium events. The sanctioned road racing events during the winter months continue to maintain participation numbers and the variety of events throughout both country and metropolitan areas of the state provide a balanced weekend of competitive racing through either handicap or scratch road events.

The single National Road Series tour event in NSW did not take place as an alternate sponsor was not secured following withdrawal of sponsorship funds. Similarly, the Goulburn one-day classic was not held on the basis of safety concerns relating to the course route. We are working with the NSW Police, Roads and Maritime Services and State Government Ministers to assess re-establishment of this event. Pleasingly however, the Grafton-Inverell NRS one-day classic was held and honoured its founder Jack Griffin who passed away earlier in 2013. The success of this event has laid a platform for a revitalised sponsorship program for the 2014 event.

2014 saw a review and redrafting of the Terms of Reference for a number of CNSW Commissions. In particular, the Women Commission was reviewed and a new structure established with specific actions. A significant emphasis has been placed upon the engagement of women in cycling and also the conduct of suitable events for both the enthusiast, recreational and racing women.

A new Competition Commission has been established to oversee the programming of annual event calendars, the type and style of events to be conducted, and the management of events that constitute the annual awards for NSW individual cyclists, teams and clubs. The Technical Commission remains focused on race officials and race regulations as required in NSW.

Following an internal review of skills and capabilities of existing CNSW Directors, the focus on growing female participation, and the development at club level, the vacant Appointed Director role was advertised. A large number of expressions of interest for the role were received and Ms Jacquie Bogue was selected and appointed by the Board in January 2014. The organisational structure and functions of the CNSW Office have been reviewed and we have recruited an Office Administrator and a Club and Development Co-ordinator to work directly with the clubs to increase participation and membership, as well as recruitment of volunteers and officials with an added focus on our junior and women's development strategies.

ANTHONY GREEN
Chairman



BOARD MEMBERS:

Anthony Green, Chairman / Elected Director / Chair of Competition Commission and Head of Selectors

Peter Beaumont, Elected Director / Finance Director

Rexine Jones, Elected Director / Finance & Audit

Jeff Maloney, Elected Director / Chair of Technical Commission

Mike O'Reilly, Elected Director / Race Director for State Masters Special Events

Jacquie Bogue, Appointed Director / Chair of Women Commission

Nathan Rees, Appointed Director / Strategy Advisor and Government Liaison



Membership in the **Northern Territory** remained consistent with around 170 members. A significant number of non-CA recreational riders - over 350 - took part in the 2014 Santos Gran Fondo run by the Darwin Cycling Club in August 2014.

This demonstrates that the area for growth in the Northern Territory is the recreational area, with the potential to convert riders to club members. The Alice Springs Cycling Club experienced a resurgence in rider numbers over recent months, holding regular club rides both on the track and roads. Both the NT Clubs have a passionate group of Committee Members who are working hard to reinvigorate the sport in their respective areas.

The sport has some solid support from the NT Government and there are lots of exciting initiatives currently being worked through that should see an increase in participation and membership over the next 12 months. Through the NT Government's Peak Sporting Body Grant, we have supported a number of initiatives to help develop the sport:

- A Junior Development Camp was held in Alice Springs in November 2013 with attendance from Darwin and Alice Springs providing professional development opportunities for both juniors and coaches. Much appreciation to Cam McFarlane from Brunswick Cycling Club who assisted with the camp.
- Cycling NT provided financial support to a Triathlon NT Development Camp held in June 2014 for our Alice Springs and Darwin cyclists, where a range of cycling and personal development skills were presented.
- Riders were supported to attend a number of events:
 - Eve Marker – NJTS Event in Tasmania in December 2013
 - Eve Marker – National Junior Track Championships in February 2014
 - Franck Alcidi – Australia National Masters Track Championships in March 2014
 - Chris Loynes – UWCT Perth Qualification Event in April 2014
 - Ryan Coppola – UWCT Perth Qualification Event in April 2014
 - Ryan Coppola – Representing Australia at the Amateur World Cycling Championships in Slovenia in August 2014

Coaches and officials have also been supported to attend various conferences, commissaries courses, and national level events to be Event Commissaries and other professional development opportunities.


Darwin Cycling Club took ownership of two gas start gates, which had been commissioned by Cycling NT. This will give the juniors in particular some great experience in using this equipment before they attend events interstate.

The NT Government has recently embarked on a project with all the cycling codes to assist in the formation of a cycling alliance. This looks to have great benefits for the sport as a whole and will hopefully bring about the change and support necessary to increase participation and education in the sport to the level it deserves.

Cycling NT has secured the services of Paul Mead, a Darwin-based sports consultant to support the development of the sport's strategic and operational direction, and assist with governance change, and we have a small but dedicated management committee. With the changes occurring to the cycling alliance, both at the national level - and within the NT - we look forward to the opportunities that lie ahead in the coming year.

Thanks must go to the NT Government and the Department of Sport, Recreation and Racing who have provided not only financial support, but also advice and time to develop initiatives. Our thanks to the Cycling Australia team; and most importantly, a huge thank you to the club volunteers who coach juniors, fix bikes, plan and conduct events, clean club houses, find sponsors, participate on committees and do all the other jobs to keep the sport going.

MANDY HARGREAVES
President



BOARD MEMBERS:

Mandy Hargreaves - President
Suzie Marker - Secretary
Stuart McDonell - Treasurer

VICE PRESIDENTS:

Tim Ellison (resigned early 2014)
Trevor Owen - Technical
Andrew Koop - Public Officer



The last twelve months for **Cycling Queensland** have proved to be very busy for all athletes, officials and volunteers across a full program of events and development initiatives.

Currently the association has 32 clubs affiliated across the state and an increase of 6% is shown in the total membership numbers of over 3,900. The metropolitan area with 13 clubs had the largest increase with two of the clubs registering over 400 members each.

New Directors have recently been appointed to Cycling Queensland (CQ) and we look forward to reviewing the overarching strategic plan with Cycling Australia, the ASC and the Queensland Government Department of Sport.

Various streams of income support Cycling Queensland, with the majority of funds coming from the Queensland Government Department of Sport, membership and event entry fees. We also receive significant financial support by the Queensland Government through the Queensland Academy of Sport, and Cycling Australia for the CQ/CA/QAS High Performance Program.

Cycling Queensland appreciates the sponsorship received in cash or kind from our sponsors: Brisbane Camperland, Brisbane Subaru, Triple Play Cycle Wear, Veloshotz Sports Photography, South Burnett Regional Council, Stanwell Mines Maxworthy Fabrications and Lend Lease Corporation. Other organisations that support us include: Outrigger Hotels and Resorts and Fitness First. Despite the continuing growth in popularity of the sport, the procurement of sponsorships remains challenging. Through the sponsorship provided to CA, Cycling Queensland is also provided with a vehicle for use by the Association and this is of enormous benefit.

Queenslanders continue to leave their mark on the national and international stages; worthy of special mentions are:

- Para-cycling Track World Championships - Bronze - David Nicholas (C3) IP
- Para-cycling World Cup – Segovia - Silver - David Nicholas (C3) Road TT
- Commonwealth Games - Bronze - Katrin Garfoot ITT - Elite Women
- Oceania Championships - Gold - Shara Gillow ITT - Elite Women
- Junior Track World's – Korea – Gold - Daniel Fitter (as part of the Teams Pursuit) and Bronze – Individual Pursuit

For the next period, the Board of Cycling Queensland will focus on our strategic plan and the supporting organisation, concentrating on servicing the membership with sport development plans, provision of events, and work with government agencies to provide safer environments for the sport at a lower cost to the organising bodies.

CQ will work towards bringing together all disciplines of the sport of cycling so that a shared voice is recognised by the government and potential sponsors.

All clubs must be congratulated on the programs they have in place to attract members but more importantly for the work of the many volunteer club officials and the services they provide. I would like to thank the member clubs and their officials, coaches, commissaires and all volunteers for the very significant role they have played in the administration and development of the sport throughout the year. A special thank you to our CEO Geoff Rynne, and his hard working staff as well as the 2013/14 members of the CQ Board of Management.

MIKE VICTOR OAM
President

BOARD MEMBERS AND DIRECTORS:

Mike Victor OAM - President

Greg Bateson

David Cook

Sara Carrigan OAM

Rob Craig

Russell Hinwood

Brad Nightingale

Wendy Sanders

David Green

Professor Mark Ross

Sloan Wilkins

Geoff Rynne – CEO / Secretary



The past year has provided us with an opportunity to take stock in order to build a new, sustainable direction for our sport in **South Australia**.

This year saw the passing of CSA Life Member Helen Baird, and through the reflection of her considerable contribution to the association we have been able to clearly see where we need to bolster our organisation.

A strong focus for CSA has been looking at the governance of our association, consulting with clubs, members and stakeholders in the drafting and completion of a new strategic plan, and the revision of our commissions and their structure. In a desire for greater communication the Affiliated Club Consultative Committee (ACCC) was established to provide a formal platform for club representatives to meet with the CSA EO and President to ensure information sharing directly with the clubs. Key achievements include consultation on the strategic plan, the implementation of a new finance strategy and the formation of a multiple club Cyclo Sportif calendar for silver members.

The Board has formalised their roles as Board Members and completed board training supported by the Office of Recreation and Sport. In addition, some individuals have undertaken governance training via ORS and the Institute of Company Directors. There is a strong desire to clearly identify the required skill sets and to ensure that these skills are represented on our Board.

A complete evaluation of the junior program and consultation with the South Australian Sports Institute (SASI) has resulted in a new integrated format and training program. The development of this provides opportunity for non-SASI supported riders to access feedback and evaluation from the best of our SA Coaches, and for those coaches to actively provide mentoring and feedback to developing coaches. Partnered with this has been the opportunity for greater access by our masters' athletes to also access a greater level of training.

The continued development of CSA Para-cycling program under the guidance of Kimberley Conte, and ably assisted by her dedicated volunteers, has not only seen results on a national and international stage but at a closer level has seen the integration of her athletes at club events. With many of CSA's clubs now programming events for tandem, hand cycles and trikes into their races, these CSA athletes are being given a greater opportunity to develop their skills.

This year saw a new look to the Santos Women's Cup, with feedback on previous years coming from Elite Women

riders concerning the structure of the event and the limited nature of the courses. We revised the program to run over three consecutive days and included a road race utilising infrastructure for the TDU, which has seen a dramatic increase in entries and the inclusion of the Orica-AIS Women's Team.

Our review of our operations, including governance, finance and staffing has also included a redesign of our major events such as the recreational cyclo sportif series and the upcoming 2014/2015 Bowden Elite Teams Series. All events must now look at being run in such a way as to address the aims of the strategic plan and to be financially sustainable.

A major agreement with ORS has resulted in CSA managing the Super Drome. Following an initial trial period this contract has been renewed for a further 12 months.

2014 again saw considerable success with Alex Manly, Alex Edmonson, Alex Porter, Danielle McKinnirey, Glenn O'Shea, Luke Davison and Miles Scotson becoming World Champions and many other SA riders winning medals at World Championships and Commonwealth Games.

CSA has continued to benefit greatly from the support of Santos and Renewal SA (Bowden Redevelopment) as well as many other sponsors who have supported cycling in SA. The programs, services and grant funding of the Office for Recreation and Sport continue to support the development of CSA and our clubs.

In the year ahead CSA will focus on the implementation of our strategic plan including:

- Implementing a new junior development program with closer links between schools and clubs.
- Greater recognition and support of our existing volunteers.
- Benchmarking with like organisations, and the review of our race calendar.
- Developing a closer relationship with other cycling bodies, particularly in SA.
- Greater emphasis on the marketing and promoting of our sport in SA.

None of this work would have been possible without the support of the Board, the drive and dedication of CSA EO Chris Paul and his team of Jenny Macpherson, Cameron Wadrop Kimberley Conte, Brett Atkin and Kerran Oates; and our dedicated officials and volunteers throughout the association.

LYNETTE COLLINS President

BOARD MEMBERS AND EXECUTIVE:

Lynette Collins - President / Club Development
Kim Thomas - Sport Development
David Gomer - Competition & Events
Tony McLoughlin - Marketing & Communications
Stacey Quinn - Treasurer / Finance
Harry Burke - Governance
Chris Paul - Executive Officer



Cycling Tasmania's membership base is in excess of 630, slightly down on last year, but considering the state's population we remain pleased with our membership.

We experienced a healthy road season along with another successful track season. We again hosted a round of the National Road Series Caterpillar Tour of Tasmania, this year under the management of Cycling Australia's major events based in Melbourne. It was the first time the tour had been conducted over eight days and despite some adverse weather at mountain top heights, the tour proved once again that we have the courses and terrain for some of the best road racing in Australia.

Highlights included Amy Cure winning Gold in the World Track Championships in the Points Race and Lauren Perry winning Gold in the Individual Pursuit at Junior Worlds. Three of our juniors were selected in the Australian team for Junior Track Worlds with Macey Stewart winning Gold in the Omnium, and a team Gold shared with Lauren Perry in the Women's Team Pursuit. Macey Stewart won the National JW19 Road race and will be back up for the World Junior Road to be held in Spain six weeks after representing Australia in Korea in Junior Track; a very busy schedule for a very promising athlete.

Our international performances continue to rate highly with Richie Porte winning Australian Cycling Award for Road Cyclist of the Year at last December's annual awards.

For the eighth time a round of the Junior 19 road selection races was hosted by Mersey Valley Devonport Cycling Club (MVDCC). A very successful track series took place over Christmas and New Year, with over 100 entries; and included a three event criterium series to attract a greater number of roadies to the track events.

In partnership with Tasmania Police and affiliate clubs, we introduced a stricter protocol for road races, applied on all opens and club road fixtures without rolling road closures. We've seen great benefits and the policy has the full support of the Board and cycling officials. We maintained our major sponsorship with St Luke's Health, as well as a link with the MTB fraternity.

Cycling Tasmania continues to achieve KPI targets in our strategic plan as we work closely with Sport and Recreation designated officials. We have maintained a regional based Board with members elected from each geographical region. We have also seconded members with particular skills in areas we have identified as important for our future.

On behalf of the Board and all our affiliated clubs I pass on our thanks to the many volunteers, our panel of commissaires, coaches and parents of junior athletes who play a pivotal role in supporting our sport and making our events across the state possible; and we offer a special thank you to Collin Burns and Robyn Bailey.

NOEL PEARCE
President



CYCLING TASMANIA

BOARD MEMBERS AND EXECUTIVE:

Noel Pearce - President

Sam Pratt - Vice President and Legal Advisor

Andrew Youl - Vice President and Director of Finance

Andy Wells - Board Member

Phil Leslie - Board Member

Georgia Brown - Seconded Board Member

Jody Bush - Seconded Board Member

Michael Bailey - Seconded Board Member

Collin Burns - Executive Officer



Cycling Victoria continues to see an increasing participation, and our growth has been strongest from new women in the sport.

We had a strong presence on the international stage this year where Simon Gerrans won Leige-Bastion-Leige, Carol Cooke and Alistair Donohue both took home gold medals from the UCI Para-cycling Road World Championships, and Courtney Field secured a Junior Track World Championship.

Our efforts with the Victorian Schools Cycling Championship have seen us complete an ongoing agreement with Bendigo Council to have an integrated championships program with all disciplines, over one weekend.

Cycling Victoria launched a number of new sport management tools including online event management and race organiser guides for both road and track. With the support of Sport and Recreation Victoria we have also completed a state facilities strategy to lead the development of new cycling facilities.

In partnership with Sport and Recreation Victoria and Cycling Australia we have embarked on a volunteer support project to provide greater management and training of volunteers through online learning. Additionally, we will soon launch the 'Leading Rider' program promoting good bunch riding behaviour. We are also pleased to have announced a number of new sponsorships including the TAC, Specialised, Independent Raking Inspections and Health.com.au. We are also excited to be returning the 118th running of the Austral Wheelrace to Hisense Arena.

Cycling Victoria would like to thank the tireless volunteers and clubs whose ongoing support drives the sport. We also thank our key partners Cycling Australia, BMX Victoria, the Victorian Institute of Sport, VicHealth and Sport & Recreation Victoria for their continued support.

GLEN PEARSALL
President

BOARD MEMBERS AND EXECUTIVE:

Glen Pearsall – President

Laurie Noonan – Senior Vice President

David Code – Finance Director

Monique Hanley

David Tennat

Heather Park

Matt Fletcher

David Grant

Lisa Byrne

Harry Hart

Jenny Beier

Doug Armstrong

Kipp Kaufmann - General Manager



The past year for Cycling **Western Australia** has been a challenging one. Due to financial difficulties Cycling WA ceased trading and voluntarily wound-up in October last year. While this was a setback for the sport, the integrated structure we've been working to create in WA through WestCycle meant we were well equipped to handle the change.

Last July, the board of Cycling WA entered into discussions with WestCycle and the Department of Sport & Recreation culminating in WestCycle and Cycling WA entering into an agreement that allows WestCycle to take responsibility for the delivery of services and support to CA members and clubs. A new governing body for road and track cycling in WA was created: Western Australian CycleSport Inc (CycleSport WA). Under this model CycleSport WA operates at a board level only and is responsible for setting the strategic objectives and priorities for road and track cycling in WA. WestCycle employs the staff, handles the finances and provides the services required to carry out these objectives.

This model is successful as it allows the board of CycleSport WA to focus its attention on what is needed to grow the sport whilst enabling WestCycle to create a shared services environment that services multiple cycling organisations.

Pleasingly, our financial future is secure with the Department of Sport & Recreation announcing a record level of investment for cycling over the next three years. This provides a positive outlook as we continue to integrate the management and delivery structure of cycling in WA.

Our clubs have hosted a large calendar of events with 16 crits, 26 track events and 20 road races at a state level for all comers, in addition to the many more club events. Numbers of entrants have surpassed last season, with a number of events exceeding 200 riders. The Woodside Tour de Perth was the first event of the NRS and attracted elite riders from all over Australia offering our local riders a taste of elite-level competition.

The 3-ride permit system is bringing new riders to the racing scene. Our grading system has levelled and is now robust enough for bigger handicap events like the Goldfields Cyclclassic, Australia's richest handicap cycle race.

WA cyclists have continued to perform well on the international stage with riders such as Luke Durbridge, Cameron Meyer, Scott Sunderland and Melissa Hoskins continuing to do WA proud. Robert Power is a star on the rise winning the Under 23 Road Race at the Oceania Championships in February as an 18 year old, followed by a series of victories in Europe. Robert also recently made history by becoming the first Australian to ever make the overall podium at the Tour of l'Avenir in France.

WAIS continues to deliver a strong cycling program with a number of athletes winning gold at the Junior Track National Championships and the U15/U17 Road National Championships. This success is fuelled by the dedication of Clay Worthington at WAIS who also helped WA's Sam Welsford achieve another junior world title. Underpinning the WAIS program we have a dedicated group of club coaches developing our junior athletes. However in the wake of Cycling WA's financial difficulties, we have not had a state level junior development program in place for the past year.

Our Be Active Bike Skills program exceeds expectations as we develop the skills, safety and confidence of bike riders young and old. This program has reached over 1500 children and nearly 100 adults as we seek to extend our footprint into schools. We also began development on a strategic cycling facilities plan for WA, which will ultimately guide the types of road, track and BMX facilities we need to meet the current and future demands.

The key priorities for CycleSport WA for the year ahead are to increase the number of races on our calendar, and improve the standard of competition. Gaining better access to facilities and finalising our strategic cycling facilities plan will also be a priority, as will the re-establishment of a junior development program to underpin the WAIS program.

Thank you to all our clubs, coaches, officials and volunteers that continue to drive the development of the sport at a grassroots level in WA. Your patience and support during the last 12 months of change is greatly appreciated. I'd also like to acknowledge the strong support offered to cycling by the WA government through the Department of Sport & Recreation. Lastly, a special thanks goes out to Daniel o'Donoghue, Peter Mah, Shaun Hodges and Chris Howard in particular for your work in getting CycleSport WA established.

CLINT SHAW
Chief Executive Officer



BOARD MEMBERS AND EXECUTIVE:

Daniel o'Donoghue - Chairman

Peter Mah

Shaun Hodges

Chris Howard









John Kelly

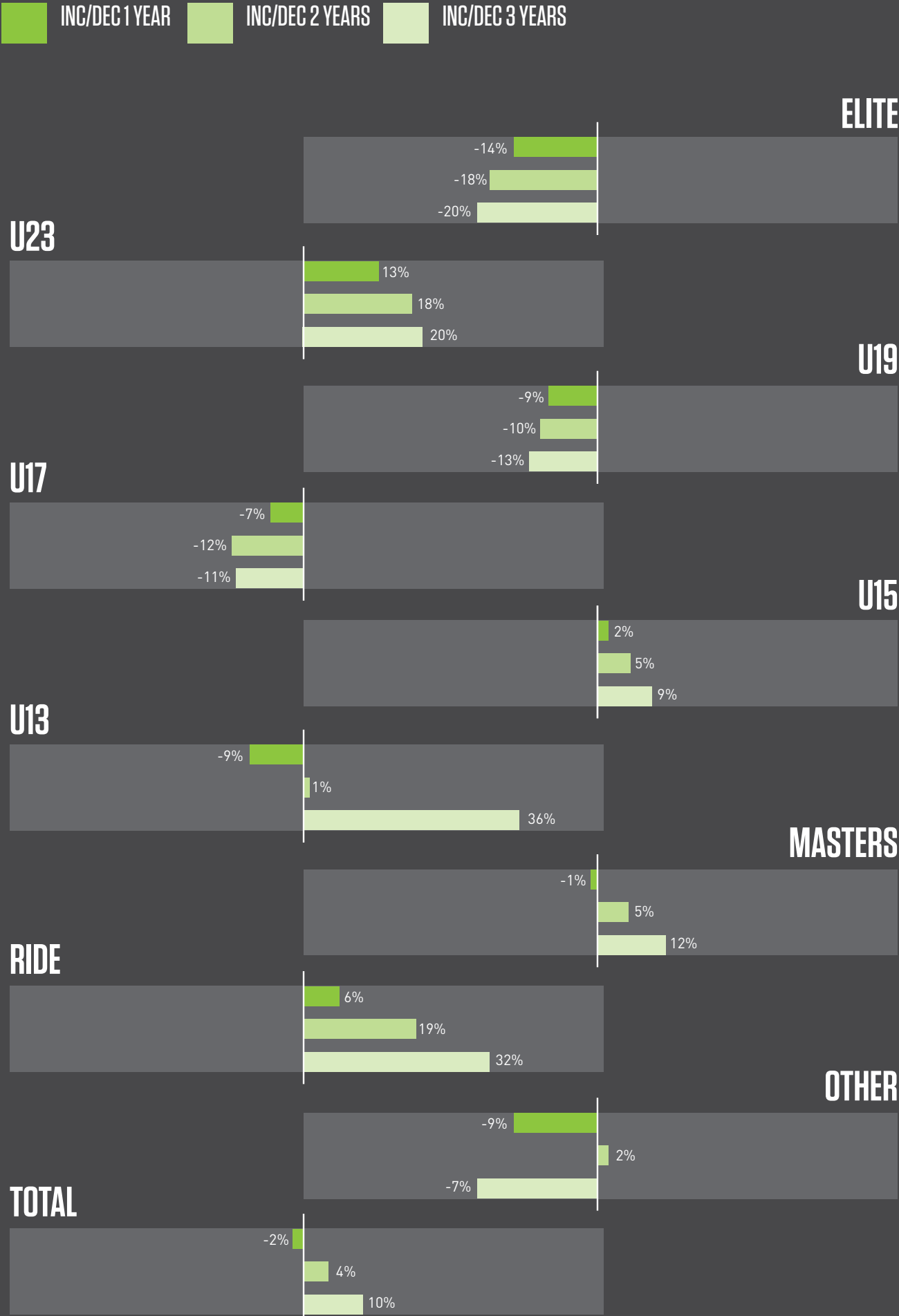
Amanda Nabi

Clint Shaw - Chief Executive Officer

MEMBERSHIP

STATE BREAKDOWN										
MEMBER TYPE	ACT	NSW	NT	QLD	SA	TAS	VIC	WA	Affiliates	Total
ELITE	231	700	4	549	171	54	832	195	55	2791
U23	38	188	2	111	68	20	203	54	26	710
U19	22	128	2	83	52	24	159	47	20	537
U17	21	148	6	119	64	29	170	62	7	626
U15	26	172	14	114	35	27	182	50	4	624
U13	31	332	8	187	34	30	242	78	3	945
MASTERS	396	3859	41	1903	438	324	2419	558	90	10028
RIDE	158	2209	85	699	534	107	1236	576	1209	6813
OTHER	46	268	9	186	130	44	279	95	138	1195
TOTAL	969	8004	171	3951	1526	659	5722	1715	1552	24269

GENDER RATIO		
RACE	 87%	 13%
RECREATION	 76%	 24%
COACHES/OFFICIALS	 63%	 37%
TOTAL	 83%	 17%



* OTHER INCLUDES PARAS, NON-RIDING, 3 MONTH, AUSTCYCLE COACHES AND LIFE MEMBERS

CORPORATE GOVERNANCE

DIRECTOR	TERM STARTED	TERM ENDED	BOARD MEETINGS NOV 13 - OCT 14
Robert Bates	09-Apr-05	30-Apr-14	3/3
Charlie Farren	18-Jun-05	30-Apr-14	2/3
Barry Knight	23-Feb-08	30-Apr-14	2/3
Justin McMullen	20-Feb-10	30-Apr-14	2/3
Craig Peacock	19-Feb-11	30-Apr-14	3/3
Jon Leighton	11-Apr-13	30-Apr-14	3/3
Lisa Jacobs	11-Apr-13	30-Apr-14	3/3
Eleri Morgan-Thomas	01-May-13	30-Apr-14	2/3
Lloyd Freeburn	09-Nov-13	15-Sep-14	3/4
Gerry Ryan OAM	09-Nov-13		6/6
Malcolm Speed	30-Apr-14		3/3
David Ansell	15-Sep-14		2/2
Matthew Dever	15-Sep-14		2/2
Linda Evans	15-Sep-14		2/2
Leeanne Grantham	15-Sep-14		2/2
Anthony Griffin	15-Sep-14		2/2
Justin Quill	15-Sep-14		1/2

Cycling Australia is committed to implementing the Australian Sports Commission’s mandatory governance principles. This year we have implemented a number of changes to enhance our level of compliance. These include:

COMPANY LIMITED BY GUARANTEE

Cycling Australia converted to the new structure on 30 July 2014.

CONSTITUTION

Cycling Australia adopted a new constitution on 30 April 2014 that incorporated many of the ASC mandatory requirements including:

- A staggered rotation system for Board members with a maximum term in office
- Chair elected by Board
- CEO not to be appointed to Board after leaving role for three years

BOARD COMPOSITION

A Nominations Committee was responsible for recruiting a new Board with the appropriate mix of skills to meet the strategic goals.

BOARD OPERATION

Since the new Board was put in place on 15 September 2014, several of the ASC mandatory requirements have been enacted including:

- A Nominations Committee has been selected and draft Terms of Reference are being reviewed
- An Audit & Risk Committee has been selected and draft Terms of Reference are being reviewed
- Conflict of Interests Register updated and enforced
- Seven meetings held in last 12 months

TRANSPARENCY, REPORTING AND INTEGRITY

Cycling Australia has cooperated fully and in a timely manner with all ASC information requests including financial and high performance reporting requirements, and we have adopted leading edge anti-doping and integrity measures.

Areas requiring continued focus in 2015:

GENDER BALANCE ON BOARDS - TARGET 40%



An extensive recruitment process was undertaken to ensure the Board is comprised of the right mix of skills, and as a result is made up of eight highly-talented individuals. All Board members were accepted on their merit and not based on gender.

STRATEGIC ALIGNMENT WITH STATE MEMBER ORGANISATIONS

The new Constitution requires alignment between the strategic plans of CA and the member state organisations. The new Board of Cycling Australia is currently reviewing the strategic plan in consultation with member states.

ANTI-DOPING

Cycling Australia’s anti-doping focus in 2013-14 remains on implementing and maintaining the recommendations from the Wood Review. Many of Justice Wood’s recommendations centre around ongoing processes that are constantly reviewed and updated.

CA staff and athletes have continued to complete the No Doping Declaration, and take the ASADA online eLearning Level 1 & 2 courses. This year, we have been able to increase the reach. Now it is not only mandatory for the High Performance Unit (HPU) staff and athletes, but also for staff and teams wanting to compete in events like the National Road Series. As can be seen in the statistics below, there has been a significant increase in the number of people educating themselves.

This year, a Supplements Committee was established to implement policies and guidelines around supplements to protect athletes, specifically in the HPU. This new policy has been endorsed by the Ethics & Integrity Panel and the CA Board, and can be found on the Anti-Doping page of the CA website.

The Supplements Committee work closely with national teams, the HPU and State Institute staff and athletes, and it is compulsory for these groups to seek approval from the committee to use any supplement. In doing so, the committee communicates, researches and documents the process they follow when asked to approve a supplement.

We are also developing an Illicit Drugs in Sport Policy (IDiS). The policy is in draft but is due to be implemented from 1 January 2015, after endorsement by the Ethics & Integrity panel and the CA Board.

MTBA has also welcomed CA’s support around anti-doping including processes, education and documentation. MTBA is working with the Anti-Doping Manager to develop and implement these processes and education strategies.

Overall, the Wood Review provided us with solid guidelines to work to, and we are committed to implementing and maintaining those recommendations now and in the years to come.

TESTING

We continue to cooperate and consult with the Australian Sports Ant-Doping Agency (ASADA), the World Anti-Doping Authority (WADA), the Cycling Anti-Doping Foundation (CADF) and the UCI in the fight against doping in cycling.

In the past year we have not had any anti-doping violations (ADRV’s) for Cycling Australia members. In October 2013, a cyclist of Australian nationality returned an adverse analytical finding from a sample. He was provisionally suspended, but maintained his innocence. He was cleared to compete by the UCI four months later, as the UCI found that there was a significant probability that the presence of clenbuterol may have resulted from the consumption of contaminated meat from China. It is important to note that he is not a member of CA and therefore we had no authority over his case, which was handled by the National Federation, his country of residence and the UCI.

As per the table below, ASADA continues its high testing regime both in and out of competition.

ASADA TESTING STATISTICS 2013-14

IN COMPETITION - TOTAL 125




OUT-OF COMPETITION - TOTAL 268

EDUCATION

CA is committed to the continuing education of its members in the area of anti-doping. Since ASADA implemented its eLearning website, it has helped to expand our education plans to our entire membership base, instead of just focusing on high performance. We are now able to educate our membership whether they are based domestically or internationally.

There has been a significant increase in people using the ASADA eLearning platform in the 2013-14 financial year compared with 2012-13; 990 people who registered identified themselves with cycling, which is a 250% increase from the previous year.

FURTHER STATISTICS:



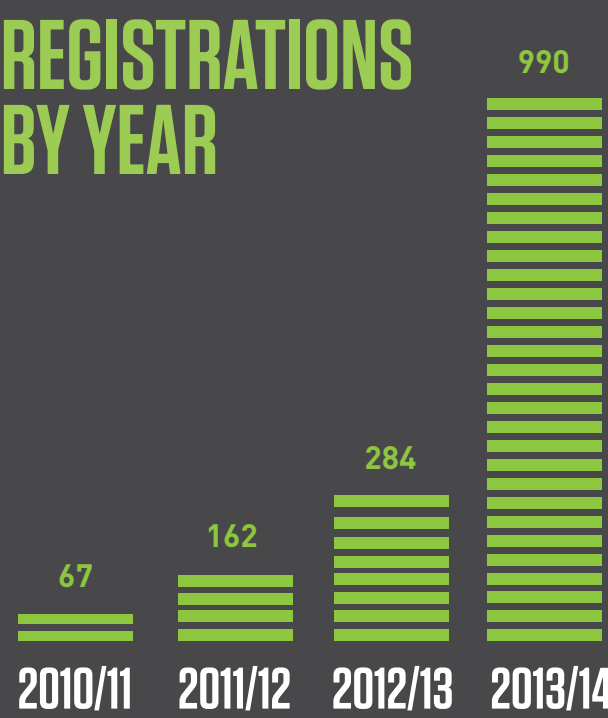
ANTI-DOPING

Cycling Australia’s zero tolerance towards doping and our commitment to member education remains a high priority. Unfortunately, there will always be people who want to push the boundaries and take shortcuts. With ongoing education in anti-doping and ethical decision making, as well as frequent testing at CA sanctioned events (from juniors through to masters), we will deter those who decide to cheat, and we will win the fight against doping in our sport.

SONYA SIMPSON
Anti-Doping Manager

ASADA ELEARNING STATISTICS 2013-14

LEVEL 1 CERTIFICATE	784	FACILITATOR COURSES	6
LEVEL 2 CERTIFICATE	226	FACE-TO-FACE WORKSHOP	136
LEARNING UPDATES	1996	TOTAL	3148



LEVEL 1 COURSE FEEDBACK QUESTION



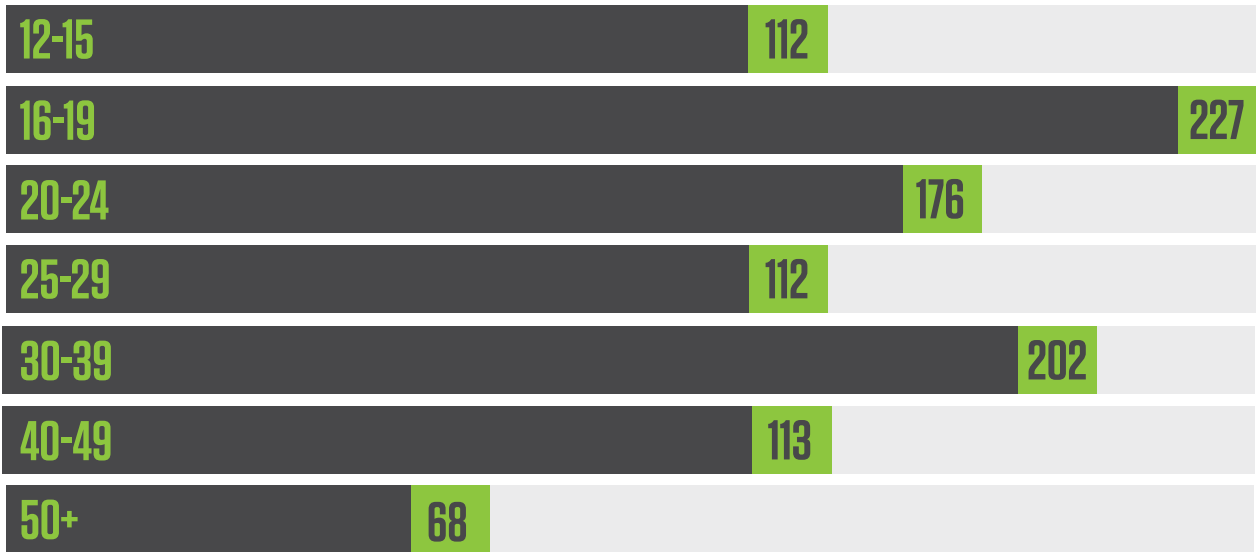
% = PERCENTAGE OF SATISFACTION

ANTI-DOPING

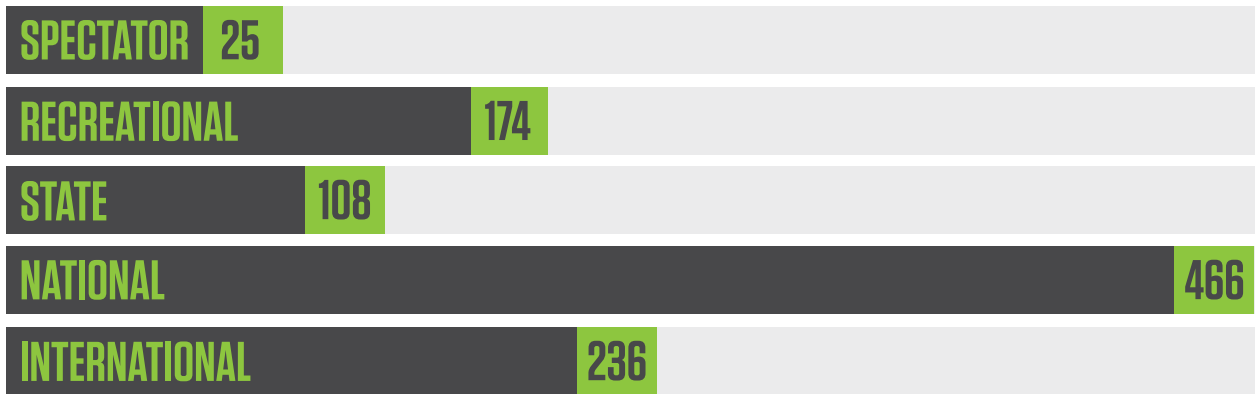
DEMOGRAPHIC INFORMATION - TOTAL 1010

FOR LEVEL 1 AND 2 COURSE COMPLETIONS

AGE GROUP - PARTICIPANTS



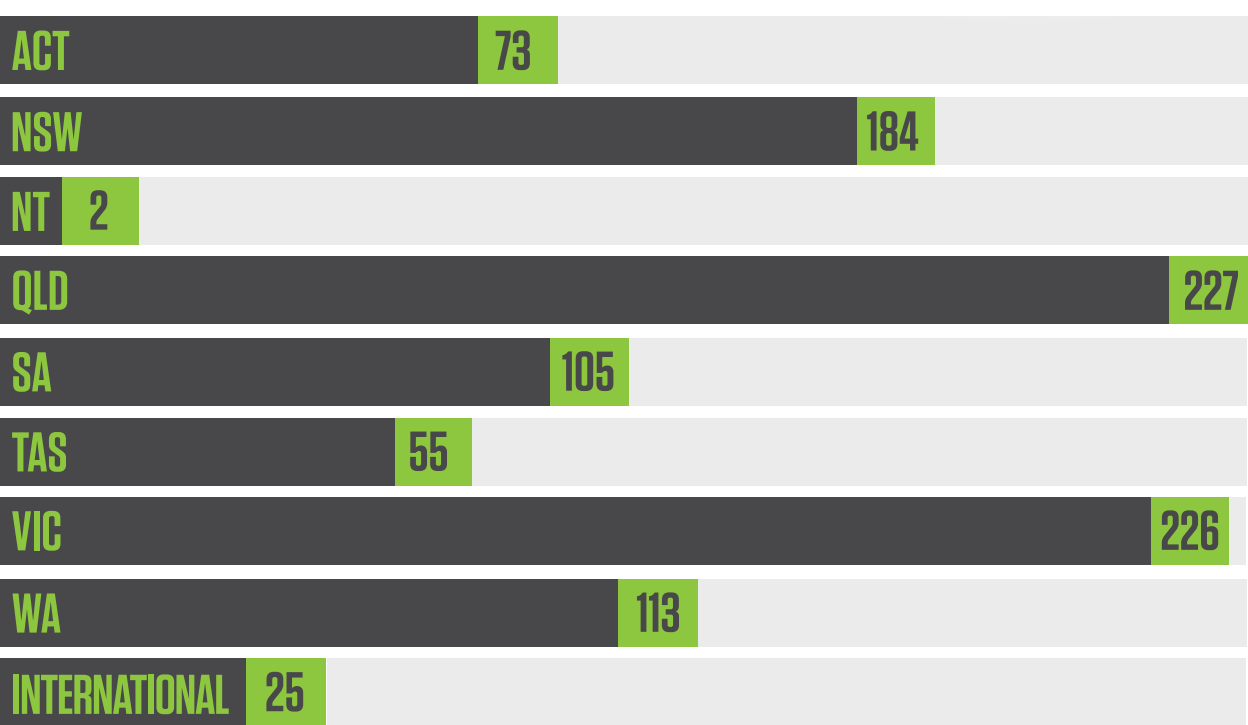
LEVEL OF COMPETITION - PARTICIPANTS




GENDER - PARTICIPANTS



STATE - PARTICIPANTS



REGISTRATION TYPE - PARTICIPANTS





2014 FINANCIAL REPORT

FOR THE YEAR ENDED
30 JUNE 2014

COMMITTEES' REPORT	50
FINANCIAL REPORT	
Statement of comprehensive income	51
Statement of financial position	52
Notes to financial statements	53 - 61
STATEMENT BY MEMBERS OF THE COMMITTEE	62
INDEPENDENT AUDITOR'S REPORT	63 - 64

COMMITTEES' REPORT

The directors present their report together with the financial report of Australian Cycling Federation Inc. for the year ended 30 June 2014 and auditor's report thereon.

DIRECTORS

The names of the directors in office at any time during or since the end of the year are:

Klaus Mueller	(Resigned 30 September 2013)
Geoff Rynne	(Resigned 1 November 2013)
Mark Fulcher	(Resigned 9 November 2013)
Robert Bates	(Resigned 30 April 2014)
Charlie Farren	(Resigned 30 April 2014)
Lisa Jacobs	(Resigned 30 April 2014)
Barry Knight	(Resigned 30 April 2014)
Jon Leighton	(Resigned 30 April 2014)
Justin McMullen	(Resigned 30 April 2014)
Eleri Morgan Thomas	(Resigned 30 April 2014)
Craig Peacock	(Resigned 30 April 2014)

CARETAKER BOARD

Gerry Ryan	(Appointed 9 November 2013)
Malcolm Speed	(Appointed 30 April 2014)
Lloyd Freeburn	(Appointed 9 November 2013)

The directors have been in office since the start of the year to the date of this report unless otherwise stated.

RESULTS

The loss of the association for the year amounted to \$1,851,945.

REVIEW OF OPERATIONS

The association continued to engage in its principal activity, the results of which are disclosed in the attached financial statements.

SIGNIFICANT CHANGES IN STATE OF AFFAIRS

Significant changes in the state of affairs of the association during the financial year, were as follows:

The Cycling Australia and Grass Roots Joint Venture, which the Australian Cycling Federation Inc. had a 50% interest in was dissolved in January 2014. The association at such time took control of all operations of the former joint venture.

PRINCIPAL ACTIVITIES

The principal activity of the association during the year was the promotion and administration of the sport of cycling in Australia.

Signed on behalf of the members of the committee.



Acting President



Acting Vice President

Dated this 12 Day of November 2014

STATEMENT OF COMPREHENSIVE INCOME

FOR THE YEAR ENDED 30 JUNE 2014

	NOTE	2014 \$	2013 \$
Revenue	2	18,401,359	14,663,255
Less: expenses			
Bad and doubtful debts	3	(1,225,645)	(249,627)
Contractors		(380,799)	-
Depreciation and amortisation expense	3	(161,723)	(57,628)
Employee benefits expense		(6,292,210)	(5,251,189)
Event and partnership costs		(2,488,912)	-
Executive		(3,513)	(118,265)
Finance costs	3	(22,074)	(23,000)
High Performance Program		(6,617,585)	(5,380,071)
Impairment losses	3	(187,200)	(480,325)
Information Technology/Services		(165,583)	(119,651)
Insurance		(1,067,269)	(1,454,312)
Marketing & Communications		(273,704)	(404,949)
Membership		(233,134)	(216,192)
Occupancy expense		(249,459)	(216,975)
Office & General Administration		(339,415)	(316,133)
Sport Competition		(208,509)	(182,091)
Sport Development		(262,431)	(419,490)
Other expenses		(74,139)	(346,044)
		(20,253,304)	(15,235,942)
Deficit		(1,851,945)	(572,687)
Other comprehensive income for the year		-	-
Total comprehensive income		(1,851,945)	(572,687)

STATEMENT OF FINANCIAL POSITION

FOR THE YEAR ENDED 30 JUNE 2014

	NOTE	2014	2013
		\$	\$
Current assets			
Cash and cash equivalents	4	923,098	1,191,269
Receivables	5	1,035,641	1,059,893
Inventories	6	13,067	12,742
Other assets	10	307,255	101,422
Total current assets		2,279,061	2,365,326
Non current assets			
Receivables	5	15,000	72,569
Investments	7	31,500	32,000
Intangible assets	9	313,457	42,310
Property, plant and equipment	8	196,358	237,194
Other assets	10	82,000	82,000
Total non current assets		638,315	466,073
Total assets		2,917,376	2,831,399
Current liabilities			
Payables	11	2,947,043	445,570
Borrowings	12	327,993	-
Provisions	13	618,166	517,170
Other liabilities	14	798,446	988,747
Total current liabilities		4,691,648	1,951,487
Non current liabilities			
Provisions	13	17,519	25,758
Other liabilities	14	-	794,000
Total non current liabilities		17,519	819,758
Total liabilities		4,709,167	2,771,245
Net assets		(1,791,791)	60,154
Members funds			
Accumulated surplus/ (deficit)	15	(1,791,791)	60,154
Total members funds		(1,791,791)	60,154

NOTES TO FINANCIAL STATEMENTS

FOR THE YEAR ENDED 30 JUNE 2014

NOTE 1: STATEMENT OF SIGNIFICANT ACCOUNTING POLICIES

This financial report is a special purpose financial report prepared in order to satisfy the financial report preparation requirements of the Associations Incorporation Act 1991 (ACT). The committee has determined that the association is not a reporting entity. Australian Cycling Federation Inc. is a not for profit entity for the purpose of preparing the financial statements.

The financial report was approved by the committee as at the date of the committees' report.

The following specific accounting policies, which are consistent with the previous period unless otherwise stated, have been adopted in the preparation of this report:

(a) Basis of preparation of the financial report

HISTORICAL COST CONVENTION

The financial report has been prepared under the historical cost convention, as modified by revaluations to fair value for certain classes of assets as described in the accounting policies.

(b) Going concern

The financial report has been prepared on a going concern basis, which contemplates the continuity of normal business activity and the realisation of assets and the settlement of liabilities in the normal course of business. The association incurred a net loss of \$1,851,945 for the year ended 30 June 2014. As at 30 June 2014 the association had cash assets of \$923,098, bank overdraft of \$327,993, current assets of \$2,279,061 and current liabilities of \$4,691,648. The financial report has been prepared on a going concern basis which the Directors consider to be appropriate based upon the forecast for the year ending 30 June 2015. The forecast is based on secured funding, including a capital injection of \$2,000,000 provided by external parties after 30 June 2014. The injection is by means of long term loans with terms varying from 5 to 7 years. The forecast also relies on the association reducing its cost base. Therefore no adjustments have been made in respect of the recoverability and classification of recorded assets or the carrying amount and classification of liabilities that may be necessary if the association does not continue as a going concern.

(c) Revenue

Revenue from sale of goods is recognised when the significant risks and rewards of ownership of the goods have passed to the buyer and the costs incurred or to be incurred in respect of the transaction can be measured reliably. Risks

and rewards of ownership are considered passed to the buyer at the time of delivery of the goods to the customer.

Revenue from the rendering of services is recognised upon the delivery of the service to the customers.

Interest revenue is recognised when it becomes receivable on a proportional basis taking in to account the interest rates applicable to the financial assets.

Sponsorship and levies, events and corporate partnerships are recognised upon the invoice being issued.

Membership, insurance and licensing fees, service fees, donations, and other revenue are recognised when payment is received.

All revenue is stated net of the amount of goods and services tax (GST).

(d) Contributions - Government Grants and Donations

A non reciprocal contribution or grant is recognised when the entity obtains control of the contribution or grant and it is probable that the economic benefits will flow to the entity, and the amount of the contribution or grant can be measured reliably.

If conditions attached to the contribution or grant that must be satisfied before the entity is eligible to receive the contribution, recognition of contribution or income is deferred until those conditions are met.

A non reciprocal donation is recognised when the right to receive a donation has been established.

When the entity receives grants but is obliged to give directly approximately equal value to the contributor, recognition of grant income will be deferred until the delivery of service.

(e) Income tax

No provision for income tax has been raised as the association is exempt from income tax.

(f) Cash and cash equivalents

Cash and cash equivalents include cash on hand and at banks, short term deposits with an original maturity of three months or less held at call with financial institutions, and bank overdrafts. Bank overdrafts are shown within borrowings in current liabilities on the statement of financial position.

(g) Inventories

Inventories held for sale are measured at the lower of cost and net realisable value.

NOTES TO FINANCIAL STATEMENTS

FOR THE YEAR ENDED 30 JUNE 2014

NOTE 1: STATEMENT OF SIGNIFICANT ACCOUNTING POLICIES

(h) Financial instruments

CLASSIFICATION

The association classifies its financial assets into the following categories: financial assets at fair value through profit and loss, loans and receivables, held to maturity investments, and available for sale financial assets. The classification depends on the purpose for which the instruments were acquired. Management determines the classification of its financial instruments at initial recognition.

HELD TO MATURITY INVESTMENTS

Fixed term investments intended to be held to maturity are classified as held to maturity investments. They are measured at amortised cost using the effective interest rate method.

LOANS AND RECEIVABLES

Loans and receivables are measured at fair value at inception and subsequently at amortised cost using the effective interest rate method.

DONATED FINANCIAL ASSETS

Financial assets donated to the association are recognised at fair value at the date the association obtains the control of the assets.

FINANCIAL LIABILITIES

Financial liabilities include trade payables, other creditors and loans from third parties including inter entity balances and loans from or other amounts due to related entities.

Non derivative financial liabilities are recognised at amortised cost, comprising original debt less principal payments and amortisation.

Financial liabilities are classified as current liabilities unless the entity has an unconditional right to defer settlement of the liability for at least twelve months after the reporting period.

(i) Property, plant and equipment

Each class of plant and equipment is carried at cost or fair value less, where applicable, any accumulated depreciation and any accumulated impairment losses.

PLANT AND EQUIPMENT

Plant and equipment is measured on the cost basis.

DEPRECIATION

The depreciable amount of all fixed assets is depreciated over their estimated useful lives commencing from the time the asset is held ready for use.

Class of fixed asset basis	Depreciation rates	Depreciation
Plant, equipment and motor vehicles at cost	10-33%	Straight line

(j) Intangibles

EVENT RIGHTS

Event rights are initially recognised at cost and then amortised on a straight line basis over their useful life. The balances are reviewed annually and any balance representing future benefits the realisation of which is considered to be no longer probable are written off. Event rights are amortised over their estimated useful life of 4 years.

WEBSITE COSTS

Website costs are recognised at cost. They are amortised over their estimated useful lives of 4 years. Website costs are carried at cost less accumulated amortisation and any impairment losses.

(k) Impairment of non financial assets

Assets with an indefinite useful life are not amortised but are tested annually for impairment in accordance with AASB 136. Assets subject to annual depreciation or amortisation are reviewed for impairment whenever events or circumstances arise that indicates that the carrying amount of the asset may be impaired.

An impairment loss is recognised where the carrying amount of the asset exceeds its recoverable amount. The recoverable amount of an asset is defined as the higher of its fair value less costs to sell and value in use.

The recoverable amount is assessed on the basis of the expected net cash flows which will be received from the assets employment and subsequent disposal. The expected net cash flows have been discounted to present values in determining recoverable amounts.

(l) Provisions

Provisions are recognised when the association has a legal or constructive obligation, as a result of past events, for which it is probable that an out flow of economic benefits will result and that outflow can be reliably measured.

(m) Leases

Leases are classified at their inception as either operating or finance leases based on the economic substance of the agreement so as to reflect the risks and benefits incidental to ownership.

Lease payments for operating leases, where substantially all the risks and benefits remain with the lessor, are recognised as an expense on a straight line basis over the term of the lease.

Lease incentives received under operating leases are recognised as a liability and amortised on a straight line basis over the life of the lease term.

(n) Employee benefits

(i) Short term employee benefit obligations

Liabilities arising in respect of wages and salaries, annual leave and any other employee benefits expected to be settled within twelve months of the reporting date are measured at their nominal amounts based on remuneration rates which are expected to be paid when the liability is settled. The expected cost of short term employee benefits in the form of compensated absences such as annual leave is recognised in the provision for employee benefits. All other short term employee benefit obligations are presented as payables.

(ii) Long term employee benefit obligations

Liabilities arising in respect of long service leave and annual leave which is not expected to be settled within twelve months of the reporting date are measured at the present value of the estimated future cash outflow to be made in respect of services provided by employees up to the reporting date.

Employee benefit obligations are presented as current liabilities if the entity does not have an unconditional right to defer settlement for at least twelve months after the reporting date, regardless of when the actual settlement is expected to occur.

(o) Goods and services tax (GST)

Revenues, expenses and assets are recognised net of the amount of GST, except where the amount of GST incurred is not recoverable from the Tax Office. In these circumstances the GST is recognised as part of the cost of acquisition of the asset or as part of an item of the expense. Receivables and payables in the statement of financial position are shown inclusive of GST.

(p) Comparatives

Where necessary, comparative information has been reclassified and repositioned for consistency with current year disclosures.

NOTES TO FINANCIAL STATEMENTS

FOR THE YEAR ENDED 30 JUNE 2014

NOTE 2: REVENUE AND OTHER INCOME

	2014	2013
	\$	\$
Operating revenue		
Membership	1,990,486	1,866,147
Insurance & Licensing fees	568,406	532,089
Service fees	204,000	292,258
Sponsorship & Donations	-	16,000
Australian Sports Commission Grants - General	620,195	350,000
Australian Sports Commission Grant - Women in Sport	-	254,768
Australian Sports Commission Grant - Participation	330,194	460,000
Australian Sports Commission Grant - Business Development Program	-	150,000
Road & Track Calendar Fees	52,078	43,920
National Junior Track Series	67,086	145,502
Events	2,486,989	6,473
Corporate partnerships	496,953	-
Bank Interest	30,108	40,015
Miscellaneous	333,024	295,591
	7,179,519	4,452,763
High Performance Programs		
Carry forward	1,074,000	-
Australian Sports Commission - High Performance Program Grant	6,172,449	5,443,000
Australian Sports Commission - BMX Program Grant	458,500	458,500
Australian Institute of Sport Programs	771,241	832,020
Australian Olympic Committee International Competition Grant	-	76,302
Australian Commonwealth Games Association Grant	382,000	234,000
Australian Paralympic Committee Grant	1,120,000	1,040,000
Sponsorship	1,005,000	1,666,632
High Performance Program Levies	226,258	429,489
National Talent Identification Program	-	5,475
Bank Interest	12,392	25,074
	11,221,840	10,210,492
Total revenue	18,401,359	14,663,255

NOTE 3: OPERATING SURPLUS / (DEFICIT)

	2014	2013
	\$	\$
Deficit has been determined after:		
Finance costs		
- insurance premium funding	22,074	23,000
Depreciation		
- plant and equipment	113,071	57,628
Amortisation of non current assets		
- website	13,552	-
- event rights	35,100	-
	48,652	-
Bad debts		
- trade debtors	123,045	39,627
- other related entities	1,102,600	-
- doubtful debts	-	210,000
	1,225,645	249,627
Impairment losses		
- Impairment of joint venture investment	-	247,500
- Impairment of event rights	187,200	-
- Impairment of loan receivables	-	232,825
	187,200	480,325

NOTE 4: CASH AND CASH EQUIVALENTS

Cash on hand	415	415
Cash at bank	922,683	1,131,805
Cash on deposit	-	59,049
	923,098	1,191,269

NOTES TO FINANCIAL STATEMENTS

FOR THE YEAR ENDED 30 JUNE 2014

NOTE 5: RECEIVABLES

	2014	2013
	\$	\$
CURRENT		
Trade debtors	1,055,641	1,319,893
Impairment loss	(20,000)	(260,000)
	1,035,641	1,059,893
	1,035,641	1,059,893
NON CURRENT		
Amounts receivable from:		
- other related body corporates	60,000	305,394
Impairment loss	(45,000)	(232,825)
	15,000	72,569

NOTE 6: INVENTORIES

CURRENT		
At cost		
Finished goods	13,067	12,742
	13,067	12,742

NOTE 7: INVESTMENTS

NON CURRENT		
Term deposits	31,500	32,000
Joint Venture	-	247,500
Provision for impairment	-	(247,500)
Total investments	31,500	32,000

NOTE 8: PROPERTY, PLANT AND EQUIPMENT

Plant and equipment		
Plant and equipment at cost	1,102,180	1,003,116
Accumulated depreciation	(963,683)	(765,922)
	138,497	237,194
Work in progress - velodrome refit	57,861	-
Total property, plant and equipment	196,358	237,194

NOTE 9: INTANGIBLE ASSETS

	2014	2013
	\$	\$
Website at cost	81,308	-
Accumulated amortisation and impairment	(13,551)	-
	67,757	-
Work in progress - website	-	42,310
	-	42,310
Event rights at cost	468,000	-
Accumulated amortisation and impairment	(222,300)	-
	245,700	-
Total intangible assets	313,457	42,310

NOTE 10: OTHER ASSETS

CURRENT		
Prepayments	307,255	101,422
	307,255	101,422
NON CURRENT		
Term deposit guarantee	82,000	82,000
	82,000	82,000

A term deposit of \$82,000 is held as a bank guarantee in relation to the office lease agreement for Suite A, Level 2, 280 Coward Street, Mascot.

NOTE 11: PAYABLES

CURRENT		
<i>Unsecured liabilities</i>		
Trade creditors	1,792,022	224,217
Amounts payable to:		
- director related parties	100,000	-
- other related body corporates	81,167	38,643
GST credits	340,348	151,976
PAYG withholding payable	445,269	7,917
Superannuation payable	100,345	1,167
Accrued expenses	87,892	21,650
	2,947,043	445,570

NOTES TO FINANCIAL STATEMENTS

FOR THE YEAR ENDED 30 JUNE 2014

NOTE 12: BORROWINGS

	2014	2013
	\$	\$
CURRENT		
<i>Secured liabilities</i>		
Bank overdraft	327,993	-
	327,993	-

NOTE 13: PROVISIONS

CURRENT		
Employee benefits	(a) 618,166	517,170
	618,166	517,170
NON CURRENT		
Employee benefits	(a) 17,519	25,758
	17,519	25,758
(a) Aggregate employee benefits liability	635,685	542,928

NOTE 14: OTHER LIABILITIES

CURRENT		
Unexpended grants	359,806	538,747
Aggregate deductible	88,000	450,000
Accrued income	350,640	-
	798,446	988,747
NON CURRENT		
Unexpended grants	-	794,000
	-	794,000

NOTE 15: ACCUMULATED SURPLUS/ (DEFICIT)

Accumulated surplus at beginning of year	60,154	632,841
Net deficit	(1,851,945)	(572,687)
	(1,791,791)	60,154

NOTE 16: CAPITAL AND LEASING COMMITMENTS

	2014	2013
	\$	\$
(a) Operating lease commitments		
Non cancellable operating leases contracted for but not capitalised in the financial statements:		
Payable		
- not later than one year	142,547	141,388
- later than one year and not later than five years	568,932	581,223
- later than five years	-	140,341
	711,479	862,952

Operating leases are for rental of offices, a motor vehicle and a camera with lease periods ranging from 1 to 10 years. The property lease is a non cancellable lease which commenced on 1 June 2009, with a ten year term, with rent payable monthly in advance. Contingent rental provisions within the lease agreement require that the minimum lease payments shall be increased by 3% per annum. Rentals for the motor vehicle and camera are reviewed each year in accordance with the relevant lease arrangements. Balances exclude GST.

(b) Capital expenditure commitments contracted for:

- website	-	31,360
- infrastructure project	915,956	971,972
Payable		
- not later than one year	915,956	1,003,332
	915,956	1,003,332

The Association has a commitment in accordance with the funding agreement with the Australian Sports Commission, dated 29 July 2011 and variation agreement dated 29 June 2012, to expend \$1,000,000 in the construction of AIS/CA High Performance Cycling Office Accommodation at the Adelaide Superdrome. As at 30 June 2014, \$84,044 in costs had been incurred in relation to the project, but construction had not commenced pending further funding to be obtained.

NOTE 17: EVENTS SUBSEQUENT TO REPORTING DATE

From 1 July 2014 the Association entered into loan agreements with the Australian Sports Commission and several state based cycling entities which have provided \$2 million in additional funding to the association.

On 30 July 2014, Australian Cycling Federation Inc. changed its structure from an incorporated Association to a registered Australian Public Company, Limited By Guarantee. At this time the entity changed its name to Cycling Australia Limited.

NOTE 18: ASSOCIATION DETAILS

The principal place of business of the association is: Level 2, 280 Coward St MASCOT NSW 2020

STATEMENT BY MEMBERS OF THE COMMITTEE

The committee has determined that the Association is not a reporting entity and that this special purpose financial report should be prepared in accordance with the accounting policies outlined in Note 1 to the financial statements.

In the opinion of the committee the financial report as set out on pages 51-61:

- 1. Presents fairly the financial position of Australian Cycling Federation Inc. as at 30 June 2014 and performance for the year ended on that date.
- 2. At the date of this statement, there are reasonable grounds to believe that Australian Cycling Federation Inc. will be able to pay its debts as and when they become due and payable.

This declaration is made in accordance with a resolution of the committee and is signed for and on behalf of the committee by:



Acting President



Acting Vice President

Dated this 12 Day of November 2014

INDEPENDENT AUDITOR'S REPORT TO THE MEMBERS OF AUSTRALIAN CYCLING FEDERATION INC.

We have audited the accompanying financial report, being a special purpose financial report, of Australian Cycling Federation Inc. (the Association), which comprises the statement of financial position as at 30 June 2014 and the statement of comprehensive income for the year then ended, notes comprising a summary of significant accounting policies and other explanatory information, and the governing committee's declaration.

RESPONSIBILITY OF THOSE CHARGED WITH GOVERNANCE

The governing committee is responsible for the preparation and fair presentation of the financial report and has determined that the basis of preparation described in Note 1 to the financial report is appropriate to meet the requirements of the Associations Incorporation Act 1991 (ACT) and financial reporting needs of the members.

The governing committee's responsibility also includes such internal control as the governing committee determine is necessary to enable the preparation and fair presentation of a financial report that is free from material misstatement, whether due to fraud or error.

AUDITOR'S RESPONSIBILITY

Our responsibility is to express an opinion on the financial report based on our audit. We conducted our audit in accordance with Australian Auditing Standards. Those standards require that we comply with relevant ethical requirements relating to audit engagements and plan and perform the audit to obtain reasonable assurance about whether the financial report is free from material misstatement.

An audit involves performing procedures to obtain audit evidence about the amounts and disclosures in the financial report. The procedures selected depend on the auditor's judgement, including the assessment of the risks of

material misstatement of the financial report, whether due to fraud or error. In making those risk assessments, the auditor considers internal control relevant to the Association's preparation and fair presentation of the financial report in order to design audit procedures that are appropriate in the circumstances, but not for the purpose of expressing an opinion on the effectiveness of the Association's internal control. An audit also includes evaluating the appropriateness of accounting policies used and the reasonableness of accounting estimates made by those charged with governance, as well as evaluating the overall presentation of the financial report

We believe that the audit evidence we have obtained is sufficient and appropriate to provide a basis for our audit opinion.

INDEPENDENCE

In conducting our audit, we have complied with APES 110 Code of Ethics for Professional Accountants.

OPINION

In our opinion, the financial report of Australian Cycling Federation Inc. as at 30 June 2014 is in accordance with the Associations Incorporation Act 1991 (ACT), including:

- (i) so as to give a true and fair view of matters required by section 72 (2) to be dealt with in the financial statements; and
- (ii) in accordance with the provisions of this Act; and
- (iii) in accordance with proper accounting standards.

INDEPENDENT AUDITOR'S REPORT TO THE MEMBERS OF AUSTRALIAN CYCLING FEDERATION INC.

BASIS OF ACCOUNTING

Without modifying our opinion, we draw attention to Note 1 in the financial report, which describes the basis of accounting. The financial report has been prepared to assist Australian Cycling Federation Inc. to meet the requirements of the Associations Incorporation Act 1991 (ACT) and the financial reporting needs of the members as determined by the governing committee. As a result, the financial report may not be suitable for another purpose.

EMPHASIS OF MATTER

In forming our opinion, which is not qualified, we have considered the adequacy of the disclosures made in note 1(b) to the financial report concerning the association's ability to continue as a going concern. The association incurred a net loss of \$1,851,945 before tax during the year ended 30 June 2014 and, at that date the association's current liabilities exceeded its current assets by \$2,412,587. These conditions, along with the other matters explained in note 1(b) to the financial report, indicate the existence

of a material uncertainty which may cast doubt about the association's ability to continue as a going concern. The financial statements do not include the adjustments to the carrying value of assets and liabilities that would result if the association was unable to continue as a going concern.



Mark Godlewski

Partner

Registered Company Auditor No. 172348

Date 13 November 2014



PITCHER PARTNERS

SYDNEY

2014 WORLD RESULTS



2014 WORLD RESULTS

COMMONWEALTH GAMES GLASGOW, SCOTLAND - 23 JULY - 3 AUGUST 2014

MEN'S ROAD RACE

1.Geraint Thomas	WAL	4:13:05
2.Jack Bauer	NZL	
3.Scott Thwaites	ENG	
5.Mark Renshaw	AUS	
12.Caleb Ewan	AUS	
DNF.Simon Clarke	AUS	
DNF.Nathan Haas	AUS	
DNF.Michael Hepburn	AUS	
DNF.Rohan Dennis	AUS	

MEN'S ROAD TIME TRIAL

1.Alex Dowsett	GBR	47:41.78
2.Rohan Dennis	AUS	47:51.08
3.Geraint Thomas	WAL	47:55.82
6.Michael Hepburn	AUS	49:10.83
9.Luke Durbridge	AUS	49:57.73

MEN'S SPRINT

1.Sam Webster	NZL	
2.Jason Kenny	ENG	
3.Edward Dawkins	NZL	
4.Peter Lewis	AUS	
5.Matthew Glaetzer	AUS	

MEN'S TIME TRIAL

1.Scott Sunderland	AUS	1:00.675
2.Simon Van Velthooven	NZL	1:01.060
3.Matthew Archibald	NZL	1:01.162

MEN'S KEIRIN

1.Matthew Glaetzer	AUS	10.465
2.Sam Webster	NZL	
3.Mohd Azizulhasni Awang	MAS	
4.Shane Perkins	AUS	
5.Peter Lewis	AUS	

MEN'S INDIVIDUAL PURSUIT

1.Jack Bobridge	AUS	4:19.650
2.Alex Edmondson	AUS	4:24.620
3.Marc Ryan	NZL	4:23.559
6.Miles Scotson	AUS	4:24.819

MEN'S POINTS RACE

1.Thomas Scully	NZL	98 pts
2.Peter Kennaugh	IOM	84 pts
3.Aaron Gate	NZL	82 pts
6.Jack Bobridge	AUS	42 pts
7.Glenn O'Shea	AUS	30pts
DNF.Miles Scotson	AUS	

MEN'S SCRATCH RACE

1.Shane Archbold	NZL	22:43
2.Glenn O'Shea	AUS	
3.Remi Pelletier	CAN	
16.Luke Davison	AUS	
17.Alex Edmondson	AUS	

MEN'S TEAM SPRINT

1.New Zealand	43.181
2.England	43.705
3.Australia	43.709
(Matthew Glaetzer, Nathan Hart, Shane Perkins)	

MEN'S TEAM PURSUIT

1.Australia	3:54.851
(Jack Bobridge, Glenn O'Shea, Alex Edmondson, Luke Davison)	
2.England	4:00.136
3.New Zealand	
[overlapped Canada]	

MEN'S B2 TANDEM SPRINT

1.Scotland	
2.Australia	
(Kieran Modra/Jason Niblett)	
3.Australia	
(Paul Kennedy/Thomas Clarke)	

MEN'S B2 TANDEM TIME TRIAL

1.Scotland	1:02.096
2.Australia	1:02.244
(Kieran Modra/Jason Niblett)	
3.Wales	1:04.095
4.Australia	1:05.261
(Paul Kennedy/Thomas Clarke)	

WOMEN'S ROAD RACE

1.Lizzie Armitstead	ENG	2:38:43
2.Emma Pooley	ENG	
3.Ashleigh Pasio	RSA	
4.Tiffany Cromwell	AUS	
6.Gracie Elvin	AUS	
10.Melissa Hoskins	AUS	
17.Shara Gillow	AUS	
26.Chloe Hosking	AUS	
DNF.Katrin Garfoot	AUS	

WOMEN'S ROAD TIME TRIAL

1.Linda Villumsen	NZL	42:25.46
2.Emma Pooley	ENG	42:31.49
3.Katrin Garfoot	AUS	43:13.91
6.Shara Gillow	AUS	43:33.70

WOMEN'S SPRINT

1.Stephanie Morton	AUS	
2.Anna Meares	AUS	
3.Jess Varnish	ENG	

WOMEN'S TIME TRIAL

1.Anna Meares	AUS	33.435 GR
2.Stephanie Morton	AUS	34.079
3.Jess Varnish	ENG	34.267

WOMEN'S INDIVIDUAL PURSUIT

1.Joanna Rowsell	ENG	3:31.615
2.Annette Edmondson	AUS	3:35.450
3.Amy Cure	AUS	3:35.384

WOMEN'S SCRATCH RACE

1.Annette Edmondson	AUS	12:53
2.Amy Cure	AUS	
3.Elinor Barker	WAL	
15.Melissa Hoskins	AUS	

WOMEN'S POINTS RACE

1.Laura Trott	ENG	37 pts
2.Elinor Barker	WAL	37 pts
3.Katie Archibald	SCO	33 pts
4.Amy Cure	AUS	32 pts
9.Annette Edmondson	AUS	10 pts
11.Melissa Hoskins	AUS	4 pts

WOMEN'S B2 TANDEM SPRINT

1.England	
2.Scotland	
3.Australia	
(Brandie O'Connor/Breanna Hargreave)	
4.Australia	
(Felicity Johnson/Holly Takos)	

WOMEN'S B2 TANDEM TIME TRIAL

1.England	1:08.187
2.Scotland	1:09.771
3.Australia	1:10.543
(Brandie O'Connor/Breanna Hargrave)	
4.Australia	1:11.826
(Felicity Johnson/Holly Takos)	

2014 WORLD RESULTS

ROAD WORLD CHAMPIONSHIPS PONFERRADA, SPAIN - 21 - 28 SEP 2014

MEN'S TIME TRIAL

1.Bradley Wiggins	GBR	56:25.52
2.Tony Martin	GER	56:51.75
3.Tom Dumoulin	NED	57:06.16
5.Rohan Dennis	AUS	57:23.26

MEN'S U23 TIME TRIAL

1.Campbell Flakemore	AUS	43:49.94
2.Ryan Mullen	IRL	43:50.42
3.Stefan Kueng	SUI	43:59.16

JUNIOR MEN TIME TRIAL

1.Lennard Kamna	GER	36:13.49
2.Adrien Costa	USA	36:58.15
3.Michael Storer	AUS	37:11.60

MEN'S TEAM TIME TRIAL

1.BMC racing Team	USA	1:03:29.85
2.Orica Greenedge	AUS	1:04:01.69
3.Omega Pharma - Quick -Step Cycling Team	BEL	1:04:05.07

MEN'S ROAD RACE

1.Michal Kwiatkowski	POL	6:29:07
2.Simon Gerrans	AUS	
3.Alejandro Valverde Belmonte	ESP	
14.Michael Matthews	AUS	
55.Simon Clarke	AUS	
81.Adam Hansen	AUS	
DNF.Mathew Hayman	AUS	
DNF.Cadel Evans	AUS	
DNF.Rory Sutherland	AUS	
DNF.Heinrich Haussler	AUS	
DNF.Rohan Dennis	AUS	

MEN U23 ROAD RACE

1.Sven Erik Bystrom	NOR	4:32:39
2.Caleb Ewan	AUS	
3.Kristoffer Skjerping	NOR	
35.Robert Power	AUS	
67.Jack Haig	AUS	
78.Samuel Spokes	AUS	
DNF.Campbell Flakemore	AUS	
DNF.Alex Clements	AUS	

JUNIOR MEN'S ROAD RACE

1.Jonas Bokeloh	GER	3:07:00
2.Alexandr Kulikovskiy	RUS	
3.Peter Lenderink	NED	
24.Jai Hindley	AUS	
27.Michael Storer	AUS	
34.James Thompson	AUS	
DNF.Lucas Hamilton	AUS	

WOMEN'S TIME TRIAL

1.Lisa Brennauer	GER	38:48.16
2.Anna Solovey	UKR	39:06.84
3.Evelyn Stevens	USA	39:09.41
11.Katrin Garfoot	AUS	40:11.52

JUNIOR WOMEN'S TIME TRIAL

1.Macey Stewart	AUS	20:08.39
2.Pernille Mathiesen	DEN	20:19.18
3.Anna-Leeza Hull	AUS	20:21.70
4.Alexandra Manly	AUS	20:22.20

WOMEN'S TEAM TIME TRIAL

1.Team Specialized- Lululemon	GER	43:33.35
2.Orica-AIS	AUS	44:50.91
3.Astana Bepink Womens Team	ITA	45:52.99

WOMEN'S ROAD RACE

1.Pauline Ferrand Prevot	FRA	3:29:21
2.Lisa Brennauer	GER	
3.Emma Johansson	SWE	
5.Tiffany Cromwell	AUS	
24.Rachel Neylan	AUS	
48.Katrin Garfoot	AUS	
57.Carlee Taylor	AUS	
DNF.Loren Rowney	AUS	
DNF.Lizzie Williams	AUS	

JUNIOR WOMEN'S ROAD RACE

1.Amalie Dideriksen	DEN	2:02:59
2.Sofia Bertizzolo	ITA	
3.Agnieszka Skalniak	POL	
11.Alexandra Manly	AUS	
35.Macey Stewart	AUS	
52.Anna-Leeza Hull	AUS	

TRACK WORLD CHAMPIONSHIPS CALI, COLOMBIA - 26 FEBRUARY - 2 MARCH 2014

MEN'S SPRINT

1.Francois Pervis	FRA	
2.Stefan Botticher	GER	
3.Denis Dmitriev	RUS	
4.Matthew Glaetzer	AUS	
9.Shane Perkins	AUS	
16.Daniel Ellis	AUS	

MEN'S TIME TRIAL

1.Francois Pervis	FRA	59.385
2.Joachim Eilers	GER	59.984
3.Simon Van Velthooven	NZL	1:00.518

MEN'S KEIRIN

1.Francois Pervis	FRA	
2.Fabian Hernando Puerta Zapata	COL	
3.Matthijs Buchli	NED	
8.Shane Perkins	AUS	
10.Matthew Glaetzer	AUS	

MEN'S INDIVIDUAL PURSUIT

1.Alexander Edmonson	AUS	4:22.582
2.Stefan Kueng	SUI	4:22.995
3.Marc Ryan	NZL	4:22.895

MEN'S SCRATCH RACE

1.Ivan Kovalev	RUS	16:37.139
2.Martyn Irvine	IRL	
3.King Lok Cheung	HKG	
8.Glenn O'Shea	AUS	

MEN'S POINTS RACE

1.Edwin Alcibides Avila Vanegas	GBR	70 pts
2.Thomas Scully	NZL	66 pts
3.Eloy Teruel Rovira	ESP	58 pts
10.Glenn O'Shea	AUS	24 pts

MEN'S OMNIUM

1.Thmoas Boudat	FRA	24 pts
2.Tim Veldt	NED	28 pts
3.Viktor Manakov	RUS	32 pts
13.Luke Davison	AUS	71 pts

MEN'S MADISON

1.Spain	18 pts
2.Czech Republic	12 pts
3.Switzerland	7 pts
14.Australia - [Glenn O'Shea, Alexander Edmondson]	4 pts

MEN'S TEAM SPRINT

1.New Zealand	42.840
2.Germany	42.885
3.France	43.285
6.Australia [Daniel Ellis Shane Perkins, Matthew Glaetzer]	43.658

MEN'S TEAMS PURSUIT

1.Australia [Luke Davison, Glenn O'Shea,Alexander Edmonson, Mitchell Mulhern]	3:57.907
2.Denmark	3:59.623
3.New Zealand	3:58.989

WOMEN'S SPRINT

1.Kristina Vogel	GER	
2.Tianshi Zhong	CHN	
3.Lin Junhong	CHN	
6.Stephanie Morton	AUS	
7.Anna Meares	AUS	

WOMEN'S TIME TRIAL

1.Miriam Welte	GER	33.451
2.Anna Meares	AUS	33.548
3.Anastasia Voynova	RUS	33.789

WOMEN'S KEIRIN

1.Kristina Vogel	GER	
2.Anna Meares	AUS	
3.Rebecca James	GBR	
9.Stephanie Morton	AUS	

WOMEN'S INDIVIDUAL PURSUIT

1.Joanna Rowsell	GBR	3:30.318
2.Sarah Hammer	USA	3:31.535
3.Amy Cure	AUS	3:36.174

WOMEN'S SCRATCH RACE

1.Kelly Druyts	BEL	12:59.821
2.Katarzyna Pawlowska	POL	
3.Evgeniya Romanyuta	RUS	
19.Ashlee Ankudinoff	AUS	

WOMEN'S POINTS RACE

1.Amy Cure	AUS	38 pts
2.Stephanie Pohl	GER	35 pts
3.Jasmin Glasser	CAN	32 pts

WOMEN'S OMNIUM

1.Sarah Hammer	USA	14 pts
2.Laura Trott	GBR	20 pts
3.Annette Edmondson	AUS	24 pts

WOMEN'S TEAM SPRINT

1.Germany	32.440
2.China	33.239
3.Great Britain	33.032

WOMEN'S TEAM PURSUIT

1.Great Britain	4:23.407
2.Canada	4:24.696
3.Australia [Annette Edmondson, Amy Cure, Melissa Hoskins, Isabella King]	

2014 WORLD RESULTS

BMX WORLD CHAMPIONSHIPS ROTTERDAM, THE NETHERLANDS - 23 - 27 JULY 2014

ELITE MEN TIME TRIAL

1.Sam Willoughby	AUS	24.757
2.Corben Sharrah	USA	24.819
3.Joris Daudet	FRA	24.924
10.Bodi Turner	AUS	25.473
21.Joshua Callan	AUS	25.664
33.Anthony Dean	AUS	25.826
45.Corey Frieswyk	AUS	26.006
54.Matthew Juster	AUS	26.168
57.Dirk Winter	AUS	26.295
64.Blake Moore	AUS	26.549
69.Alexander Cameron	AUS	26.707

ELITE WOMEN TIME TRIAL

1.Laura Smulders	NED	27.449
2.Caroline Buchanan	AUS	27.471
3.Mariana Pajon	COL	27.553
16.Lauren Reynolds	AUS	29.362
24.Melinda McLeod	AUS	29.122
26.Rachel Jones	AUS	29.259

JUNIOR MEN TIME TRIAL

1.Niek Kimmann	NED	25.356
2.Collin Hudson	USA	25.434
3.Brandon Te Hiko	AUS	25.531
9.Kai Sakakibara	AUS	26.179
12.Max Cairns	AUS	26.310
15.Tristyn Kronk	AUS	26.456
33.Adam de Nys	AUS	27.016
67.Shane Rosa	AUS	29.692

JUNIOR WOMEN TIME TRIAL

1.Sandie Thibaut	FRA	28.274
2.Domenica Michelle Azuero Gonzalez	ECU	28.795
3.Shealen Reno	USA	29.183
9.Rachelle Smith	AUS	30.166
12.Jade Parker	AUS	30.461
16.Harriet Burbidge-Smith	AUS	30.600
21.Ashleigh Gunn	AUS	30.998

ELITE MEN

1.Sam Willoughby	AUS	25.393
2.Tory Nyhaug	CAN	
3.Tre Whyte	GBR	
8.Anthony Dean	AUS	
26.Blake Moore	AUS	
31.Joshua Callan	AUS	
41.Corey Frieswyk	AUS	
43.Matthew Juster	AUS	
46.Dirk Winter	AUS	
48.Bodi Turner	AUS	
78.Alexander Cameron	AUS	

ELITE WOMEN

1.Mariana Pajon	COL	26.983
2.Alise Post	USA	
3.Laura Smulders	NED	
9.Caroline Buchanan	AUS	
12.Lauren Reynolds	AUS	
23.Melinda McLeod	AUS	
27.Rachel Jones	AUS	

JUNIOR MEN

1.Niek Kimmann	NED	25.091
2.Sea Gaian	USA	
3.Romain Racine	FRA	
14.Tristyn Kronk	AUS	
20.Max Cairns	AUS	
24.Adam De Nys	AUS	
30.Kai Sakakibara	AUS	
63.Brandon Te Hiko	AUS	
65.Shane Rosa	AUS	

JUNIOR WOMEN

1.Domenica Michelle Azuero Gonzalez	ECU	28.130
2.Shealen Reno	USA	
3.Tatiana Kapitanova	RUS	
5.Rachelle Smith	AUS	
13.Harriet Burbidge-Smith	AUS	
17.Ashleigh Gunn	AUS	
22.Jade Parker	AUS	

MOUNTAIN BIKE WORLD CHAMPIONSHIPS HAFJELL/LILLEHAMMER, NORWAY - 2 - 7 SEPTEMBER 2014

ELITE MEN CROSS COUNTRY

1.Julien Absalon	FRA	1:27:06
2.Nino Schurter	SUI	+01:51
3.Marco Aurelio Fontana	ITA	+03:28
95.Paul van der Ploeg	AUS	-4 laps
DNF.Daniel McConnell	AUS	

U23 MEN CROSS COUNTRY

1.Michiel van der Heijden	NED	1:18:40
2.Jordan Sarrou	FRA	+00:49
3.Howard Grotts	USA	+01:12
18.Cameron Ivory	AUS	+05:17
40.Scott Bowden	AUS	+09:34
49.Chris Hamilton	AUS	+11:00
68.Ben Forbes	AUS	-1 lap

JUNIOR MEN CROSS COUNTRY

1.Simon Andreassen	DEN	1:08:49
2.Egan Bernal	COL	+00:37
3.Luca Schwarzbauer	GER	+00:38
38.Mitchell Greenway	AUS	+08:45
63.Reece Tucknott	AUS	-1 lap
73.Luke Brame	AUS	-1 lap
77.Felix Smalley	AUS	-1 lap
DNF.Michael Potter	AUS	

ELITE WOMEN CROSS COUNTRY

1.Catharine Pendrel	CAN	1:31:30
2.Irina Kalentieva	RUS	+00:21
3.Lea Davison	USA	+00:43
15.Rebecca Henderson	AUS	+05:46
61.Peta Mullens	AUS	-2 laps

U23 WOMEN CROSS COUNTRY

1.Jolanda Neff	SUI	1:17:49
2.Margot Moschetti	FRA	+01:47
3.Linda Indergand	SUI	+01:53
27.Emily Parkes	AUS	+12:08
41.Holly Harris	AUS	-2 laps

JUNIOR WOMEN CROSS COUNTRY

1.Nicole Koller	SUI	1:06:16
2.Malene Degn	DEN	+01:06
3.Sina Frei	SUI	+01:27
23.Megan Williams	AUS	-1 lap
DNF.Ellie Wale	AUS	

CROSS COUNTRY TEAM RELAY

1.France	52:02
2.Switzerland	+00:45
3.Czech Republic	+00:55
6.Australia	+01:36

ELITE MEN DOWNHILL

1.Gee Atherton	GBR	3:23.769
2.Josh Bryceland	GBR	3:24.176
3.Troy Brosnan	AUS	3:24.335
10.Jack Moir	AUS	3:27.600
18.Bryn Atkinson	AUS	3:29.973
26.Samuel Hill	AUS	3:32.956

JUNIOR MEN DOWNHILL

1.Loris Vergier	FRA	3:29.090
2.Laurie Greenland	GBR	3:34.080
3.Jacob Dickson	IRL	3:36.384
4.Max Warshawsky	AUS	3:37.721
7.Aiden Varley	AUS	3:41.341
17.Andrew Crimmins	AUS	3:45.475
19.Benjamin Dengate	AUS	3:47.795
21.Jackson Davis	AUS	3:49.750
41.Ben Hill	AUS	3:58.954

ELITE WOMEN DOWNHILL

1.Manon Carpenter	GBR	3:49.407
2.Rachel Atherton	GBR	3:49.495
3.Tahnee Seagrave	GBR	3:52.870
4.Tracey Hannah	AUS	3:55.862

JUNIOR WOMEN DOWNHILL

1.Tegan Molloy	AUS	4:16.816
2.Viktoria Gimenez	FRA	4:23.041
3.Marine Cabirou	FRA	4:45.130

ELIMINATOR MEN

1.Fabrice Mels	BEL
2.Emil Lindgren	SWE
3.Kevin Miquel	FRA
26.Paul van der Ploeg	AUS

ELIMINATOR WOMEN

1.Kathrin Stirnemann	SUI
2.Linda Indergand	SUI
3.Ingrid Boe Jacobsen	NOR
17.Emily Parkes	AUS
18.Holly Harris	AUS
19.Peta Mullens	AUS
24.Ellie Wale	AUS

MEN 26” TRIALS

1.Gilles Coustellier	FRA
2.Aurelien Fontenoy	FRA
3.Kenny Belaye	BEL
21.Nathan Mummery	AUS
30.Lachlan Sens	AUS

JUNIOR MEN 26” TRIALS

1.Jack Carthy	GBR
2.Sergi Llongueras	ESP
3.Dominik Oswald	GER

MEN 20” TRIALS

1.Benito Ros	ESP
2.Abel Mustieles	ESP
3.Raphael Pils	GER
27.Nathan Mummery	AUS
30.Lachlan Sens	AUS

JUNIOR MEN 20” TRIALS

1.Dominik Oswald	GER
2.Oriol Roca	ESP
3.Alex Rudeau	FRA

WOMEN TRIALS

1.Tatiana Janickova	SVK
2.Nina Reichenbach	GER
3.Gemma Abant	ESP
4.Janine Jungfels	AUS

TRIALS TEAM

1.Germany	850 points
2.France	830 points
3.Spain	820 points

2014

WORLD RESULTS

4X MOUNTAIN BIKE WORLD CHAMPIONSHIPS

LEOGANG, AUSTRIA - 13 - 14 JUNE 2014

4X MEN

1.Tomas Slavik	CZE
2.Michael Mechura	CZE
3.Simon Waldburger	SUI
13.Blake Nielsen	AUS
37.Mitchell Scarr	AUS
45.Daniel Campbell	AUS

4X WOMEN

1.Katy Curk	GBR
2.Anneke Beerten	NED
3.Steffi Marth	GER

MOUNTAIN BIKE MARATHON WORLD CHAMPIONSHIPS

PIETERMARITZBURG, SOUTH AFRICA - 29 JUNE 2014

MEN

1.Jaroslav Kulhavy	CZE	4:15:57
2.Alban Lakata	AUT	4:19:15
3.Christoph Sauser	SUI	4:20:11
42.Andrew Blair	AUS	4:54:18
58.Morgan Pilley	AUS	5:15:22

WOMEN

1.Annika Langvad	DEN	3:50:44
2.Sabine Spitz	GBR	3:56:11
3.Tereza Hurikova	CZE	3:59:41

JUNIOR TRACK WORLD CHAMPIONSHIPS

GWANGMYEONG, REPUBLIC OF KOREA - 8 - 12 AUGUST 2014

MEN’S SPRINT

1.Jeone Park	KOR
2.Sebastien Vigier	FRA
3.Braeden Dean	AUS
16.Jay Castles	AUS

MEN’S TIME TRIAL

1.Jirí Janosek	CZE	1:02.558
2.Alexey Nosov	RUS	1:04.005
3.Muhammad Firdaus Modh Zonis	MAS	1:04.161
5.Braeden Dean	AUS	1:04.446
28.James Robinson	AUS	1:08.040

MEN’S KEIRIN

1.Sergej Gorlov	RUS
2.Benjamin Gil	FRA
3.Patryk Rajkowski	POL
7.Braeden Dean	AUS
11.Jay Castles	AUS

MEN’S INDIVIDUAL PURSUIT

1.Ivo Emanuel Alves	POR	3:18.905
2.Regan Gough	NZL	3:22.227
3.Daniel Fitter	AUS	3:22.126
4.Callum Scotson	AUS	3:22.506

MEN’S SCRATCH RACE

1.Sergey Rostovtsev	RUS	11:45.532
2.Mathias Albrechtsen	DEN	
3.Rui Oliveira	POR	
12.Alexander Porter	AUS	

MEN’S POINTS RACE

1.Regan Gough	NZL	42 pts
2.Nikolay Ilichev	RUS	38 pts
3.Edgar Stepanyan	ARM	32 pts
20.Alexander Porter	AUS	0 pts

MEN’S OMNIUM

1.Casper Pedersen	NED	200 pts
2.Sam Welsford	AUS	181 pts
3.Ji-Hun Kim	KOR	175 pts

MEN’S MADISON

1.New Zealand	12 pts
2.Germany	11 pts
3.Portugal	9 pts
4.Australia [Callum Scotson, Sam Welsford]	5 pts

MEN’S TEAM SPRINT

1.Russia	1:00.338
2.Korea	1:00.961
3.Poland	1:01.562

MEN’S TEAM PURSUIT

1.Australia [Alexander Porter, Sam Welsford, Callum Scotson, Daniel Fitter]	4:06.970
2.Colombia	4:10.827
3.New Zealand	4:11.561

WOMEN’S SPRINT

1.Courtney Field	AUS
2.Tatiana Kiseleva	RUS
3.Nicky Degrendele	BEL
11.Sheridan Spark	AUS

WOMEN’S TIME TRIAL

1.Tatiana Kiseleva	RUS	35.470
2.Courtney Field	AUS	35.569
3.Emma Hinze	GER	35.662
10.Sheridan Spark	AUS	36.811

WOMEN’S KEIRIN

1.Nicky Degrendele	BEL
2.Courtney Field	AUS
3.Doreen Heinze	GER
9.Sheridan Spark	AUS

WOMEN’S INDIVIDUAL PURSUIT

1.Alexandra Manly	AUS	2:24.624
2.Lisa Klein	GER	2:27.877
3.Lauren Perry	AUS	2:28.543
7.Danielle McKinnirey	AUS	2:31.209

WOMEN’S SCRATCH RACE

1.Amalie Dideriksen	DEN
2.Soline Lamboley	FRA
3.Josie Talbot	AUS

WOMEN’S POINTS RACE

1.Camila Valbuena	COL	49 pts
2.Yumi Kajihara	JPN	41 pts
3.Josie Talbot	AUS	22 pts

WOMEN’S OMNIUM

1.Macey Stewart	AUS	205 pts
2.Martina Alzini	ITA	205 pts
3.Soline Lamboley	FRA	181 pts

WOMEN’S TEAM SPRINT

1.Germany	45.468
2.Russia	35.656
3.Korea	36.153

WOMEN’S TEAM PURSUIT

1.Australia [Macey Stewart, Alexandra Manly, Danielle McKinnirey, Lauren Perry]	4:37.891
2.Italy	4:40.506
3.New Zealand	4:45.157

2014

WORLD RESULTS

PARA-CYCLING TRACK WORLD CHAMPIONSHIPS

AGUASCALIENTES, MEXICO - 10 - 13 APRIL 2014

MEN'S C5 PURSUIT

1.Michael Gallagher	AUS	4:24.057
2.Yehor Dementyev	UKR	
3.Jon-Allan Butterworth	GBR	4:34.603

MEN'S C4 PURSUIT

1.Jozef Metekla	SVK	4:33.322
2.Jiri Jezek	CZE	4:34.322
3.Carol-Eduard Novak	ROU	4:41.318

MEN'S C3 PURSUIT

1.Alexey Obydenov	RUS	3:29.259
2.Joseph Berenyi	USA	3:29.305
3.David Nicholas	AUS	3:29.599

MEN'S C2 PURSUIT

1.Gui Hua Liang	CHN	3:40.367
2.Colin Lynch	IRL	3:43.423
3.Arsian Gilmutdinov	RUS	3:46.222

MEN'S C1 PURSUIT

1.Rodrigo Fernando Lopez	ARG	3:59.768
2.Juan Jose Mendez	ESP	4:01.593
3.Jaye Milley	CAN	4:00:276

MEN'S C5 TIME TRIAL

1.Alfonso Cabello	ESP	1:01.683
2.Jon-Allan Butterworth	GBR	1:02.986
3.Alistar Donohoe	AUS	1:03.788

MEN'S C4 TIME TRIAL

1.Jody Cundy	GBR	1:01.466
2.Jozef Metekla	SVK	1:05.244
3.Guoping Wei	CHN	1:05.781

MEN'S C3 TIME TRIAL

1.Alexey Obydenov	RUS	1:06.131
2.Sergey Batukov	RUS	1:07.873
3.Diedrick Schelfhout	BEL	1:08.080
6.David Nicholas	AUS	1:08.949

MEN'S C2 TIME TRIAL

1.Hao Xie	CHN	1:13.235
2.Gui Hua Liang	CHN	1:13.684
3.Ivo Koblasa	CZE	1:16.210

MEN'S C1 TIME TRIAL

1.Rodrigo Fernando Lopez	ARG	1:15.407
2.Arnaud Nijhuis	NED	1:15.778
3.Jaye Milley	CAN	1:20.132

MEN'S TANDEM B SPRINT

1.Great Britain	
2.Australia	[Kieran Modra/Jason Niblett]
3.Spain	
4.Australia	[Paul Kennedy/Thomas Clarke]

MEN'S TANDEM B TIME TRIAL

1.Great Britain	59.460
2.Australia	1:00.481
[Kieran Modra/Jason Niblett]	
3.Australia	1:02.640
[Paul Kennedy/Thomas Clarke]	

MEN'S TANDEM B PURSUIT

1.Australia	4:13.105
[Matthew Formston/	
Michael Curran]	
2.Spain	4:18.127
3.USA	4:17.373

MEN'S C1-5 SCRATCH RACE

1.Soelito Gohr	BRA
2.Jozef Metekla	SVK
3.Alistair Donohoe	AUS

WOMEN'S C5 PURSUIT

1.Sarah Storey	GBR	
2.Anna Harkowska	POL	lapped
3.Greta Neimanas	USA	

WOMEN'S C4 PURSUIT

1.Susan Powell	AUS	3:56.135
2.Alexandra Green	AUS	4:00.063
3.Jianping Ruan	CHN	4:02.120

WOMEN'S C3 PURSUIT

1.Jamie Whitmore	USA	4:07.487
Cardenas		
2.Denise Schindler	GER	4:14.262
3.Simone Kennedy	AUS	4:23.959

WOMEN'S C2 PURSUIT

1.Alyda Norbruis	NED	4:07.454
2.Sini Zeng	CHN	4:09.896
3.Allison Jones	USA	4:13.688

WOMEN'S C1 PURSUIT

1.Jayme Richardson	AUS	4:43.152
--------------------	-----	----------

WOMEN'S C5 TIME TRIAL

1.Jufang Zhou	CHN	36.379
2.Jennifer Schuble	USA	37.039
3.Sarah Storey	GBR	37.154

WOMEN'S C4 TIME TRIAL

1.Jianping Ruan	CHN	37.879
2.Katherine Horan	NZL	39.062
3.Susan Powell	AUS	39.335
4.Alexandra Green	AUS	41.777

WOMEN'S C3 TIME TRIAL

1.Jamie Whitmore	USA	42.955
Cardenas		
2.Denise Schindler	GER	43.400
3.Simone Kennedy	AUS	43.816

WOMEN'S C2 TIME TRIAL

1.Alyda Norbruis	NED	40.002
2.Allison Jones	USA	44.438
3.Sini Zeng	CHN	44.529

WOMEN'S C1 TIME TRIAL

1.Jayme Richardson	AUS	45.458
--------------------	-----	--------

WOMEN'S TANDEM B SPRINT

1.Great Britain	
2.Australia	[Brandie O'Connor/Breanna Hargrave]
3.New Zealand	
5.Australia	[Felicity Johnson/Holly Takos]

WOMEN'S TANDEM B TIME TRIAL

1.Great Britain	1:05.912
2.Australia	1:07.520
[Brandie O'Connor/	
Breanna Hargrave]	
3.New Zealand	1:08.002
7.Australia	1:09.501
[Felicity Johnson/Holly Takos]	

WOMEN'S TANDEM B PURSUIT

1.New Zealand	3:23.328
2.New Zealand	3:29.951
3.Japan	3:30.998

WOMEN'S C1-5 SCRATCH RACE

1.Sarah Storey	GBR
2.Mariela Analía Delgado	ARG
3.Jennifer Schuble	USA
4.Susan Powell	AUS

MIXED TEAM SPRINT

1.Spain	49.268
2.China	50.630
3.Russia	49.870
9.Australia	53.711
[Susan Powell, David Nicholas,	
Michael Gallagher]	

2014 WORLD RESULTS

PARA-CYCLING ROAD WORLD CHAMPIONSHIPS GREENVILLE, USA 29 AUGUST - 1 SEPTEMBER 2014

MEN’S C5 TIME TRIAL

1.Yehor Dementyev	UKR	32:36.81
2.Wolfgang Eibeck	AUT	32:43.29
3.Daniel Abraham Gebru	NED	33:26.11
6.Alistair Donohoe	AUS	33:57.73
7.Michael Gallagher	AUS	33:59.95

MEN’S C4 TIME TRIAL

1.Jiri Bouska	CZE	33:24.33
2.Jozef Metelka	SVK	33:30.28
3.Sergey Pudov	RUS	33:48.93

MEN’S C3 TIME TRIAL

1.Eoghan Clifford	IRL	22:44.61
2.Sergey Ustinov	RUS	23:19.49
3.Fabio Anobile	ITA	23:31.70
6.David Nicholas	AUS	23:52.82

MEN’S C2 TIME TRIAL

1.Aaron Keith	USA	24:19.37
2.Arslan Gilmutdinov	RUS	24:45.92
3.Guihua Liang	CHN	24:54.81

MEN’S C1 TIME TRIAL

1.Michael Teuber	GER	24:42.78
2.Giancarlo Masini	ITA	25:56.73
3.Zhangyu Li	CHN	25:58.57

MEN’S C5 ROAD RACE

1.Alistair Donohoe	AUS	1:54:24
2.Lauro Cesar Chaman	BRA	
3.Jose Frank Rodriguez	DOM	
15.Michael Gallagher	AUS	

MEN’S C4 ROAD RACE

1.Michele Pittacolo	ITA	1:54:24
2.Sergey Pudov	RUS	
3.Jiri Bouska	CZE	

MEN’S C3 ROAD RACE

1.Eoghan Clifford	IRL	1:47:46
2.Steffen Warias	GER	
3.Fabio Anobile	ITA	
4.David Nicholas	AUS	

MEN’S C2 ROAD RACE

1.Alvaro Galvis Becerra	COL	1:32:13
2.Ivo Koblasa	CZE	
3.Victor Hugo Garrido	VEN	
Marquez		

MEN’S C1 ROAD RACE

1.Pierre Senska	GER	1:32:14
2.Michael Teuber	GER	
3.Arnaud Nijhuis	NED	

B MEN’S TANDEM TIME TRIAL

1.Italy	31:26.98
2.Netherlands	31:40.77
3.Poland	31:49.52
8.Australia	32:48.65
(Matt Formston/Michael Curran)	

B MEN’S TANDEM ROAD RACE

1.Spain	2:23:07
2.France	
3.Netherlands	
10.Australia	
(Matt Fromston/Michael Curran)	

MEN’S H5 TIME TRIAL

1.Alessandro Zanardi	ITA	25:21.98
2.Ernst Van Dyk	RSA	25:52.95
3.Tim De Vries	NED	25:57.26
5.Stuart Tripp	AUS	26:51.19

MEN’S H4 TIME TRIAL

1.Rafal Wilk	POL	25:16.47
2.Joel Jeannot	FRA	25:40.85
3.Thomas Fruehwirth	AUT	25:52.95
7.Nigel Barley	AUS	26:30.04

MEN’S H3 TIME TRIAL

1.Heinz Frei	SUI	25:54.70
2.Vittorio Podesta	ITA	26:00.84
3.William Lachenauer	USA	26:19.14

MEN’S H2 TIME TRIAL

1.William Groulx	USA	29:28.31
2.Luca Mazzone	ITA	29:54.51
3.Mark Rohan	IRL	31:16.53

MEN’S H1 TIME TRIAL

1.Timothy Williams	NZL	22:34.74
2.Nicolas Pieter Du Preez	RSA	22:55.83
3.Teppo Polvi	FIN	23:39.98

MEN’S H5 ROAD RACE

1.Ernst Van Dyk	RSA	1:43:03
2.Alessandro Zanardi	ITA	
3.Tim De Vries	NED	
6.Stuart Tripp	AUS	

MEN’S H4 ROAD RACE

1.Joel Jeannot	FRA	1:38:08
2.Vico Merklein	GER	
3.Arkadiusz Skrzypinski	POL	
7.Nigel Barley	AUS	

MEN’S H3 ROAD RACE

1.Vittorio Podesta	ITA	1:38:33
2.Heinz Frei	SUI	
3.Walter Ablinger	AUT	

MEN’S H2 ROAD RACE

1.Luca Mazzone	ITA	1:34:03
2.William Groulx	USA	
3.Tobias Fankhauser	SUI	
DNF.Craig Parsons	AUS	

MEN’S H1 ROAD RACE

1.Nicolas Pieter Du Preez	RSA	1:22:33
2.Teppo Polvi	FIN	
3.Timothy Williams	NZL	

MEN’S T2 TIME TRIAL

1.Hans-Peter Durst	GER	28:31.15
2.Ryan Boyle	USA	29:59.37
3.David Stone	GBR	30:33.03

MEN’S T1 TIME TRIAL

1.Quentin Aubague	FRA	18:25.66
2.Jiri Hindr	CZE	18:53.79
3.Sergey Semochkin	RUS	19:27.67

MEN’S T2 ROAD RACE

1.Hans-Peter Durst	GER	56:49
2.David Stone	GBR	
3.Giorgio Farroni	ITA	

MEN’S T1 ROAD RACE

1.Quentin Aubague	FRA	47:13
2.Jiri Hindr	CZE	
3.Sergey Semochkin	RUS	

WOMEN’S C5 TIME TRIAL

1.Sarah Storey	GBR	23:41.91
2.Anna Harkowska	POL	24:31.11
3.Samantha Heinrich	USA	25:06.33

WOMEN’S C4 TIME TRIAL

1.Megan Fisher	USA	26:00.51
2.Shawn Morelli	USA	26:20.41
3.Susan Powell	AUS	26:53.32
4.Alexandra Green	AUS	27:01.98

WOMEN’S C3 TIME TRIAL

1.Jamie Whitmore	USA	26:28.92
Cardenas		

WOMEN’S C2 TIME TRIAL

1.Allison Jones	USA	27:53.74
2.Raquel Acinas Poncelas	ESP	29:01.89
3.Sini Zeng	CHN	29:17.91

WOMEN’S C1 ROAD RACE

1.Jieli Li	CHN	1:14:59
2.Jayme Richardson	AUS	

WOMEN’S C1 TIME TRIAL

1.Jayme Richardson	AUS	39:22.55
2.Jieli Li	CHN	43:43.70

WOMEN’S C5 ROAD RACE

1.Sarah Storey	GBR	1:32:12
2.Anna Harkowska	POL	
3.Mariela Analia Delgado	ARG	

WOMEN’S C4 ROAD RACE

1.Shawn Morelli	USA	1:32:52
2.Susan Powell	AUS	
3.Jianping Ruan	CHN	
5.Alexandra Green	AUS	

WOMEN’S C3 ROAD RACE

1.Jamie Whitmore	USA	1:35:54
Cardenas		
2.Denise Schindler	GER	

WOMEN’S C2 ROAD RACE

1.Allison Jones	USA	1:36:20
2.Raquel Acinas Poncelas	ESP	
3.Alyda Norbruis	NED	

B WOMEN’S TANDEM TIME TRIAL

1.Japan	34:46.04
2.New Zealand	35:37.18
3.Great Britain	36:11.22

B WOMEN’S TANDEM ROAD RACE

1.Great Britain	2:08:28
2.Ireland	
3.Spain	

WOMEN’S H5 TIME TRIAL

1.Andrea Eskau	GER	29:19.70
2.Laura De Vaan	NED	29:34.48
3.Dorothee Vieth	GER	30:15.36

WOMEN’S H4 TIME TRIAL

1.Doyeon Lee	KOR	30:51.50
2.Svetlana Moshkovich	RUS	31:10.44
3.Christiane Reppe	GER	31:30.18

WOMEN’S H3 TIME TRIAL

1.Alicia Brelsford Dana	USA	31:56.04
2.Karen Darke	GBR	32:12.95
3.Renata Kaluza	POL	33:27.14

WOMEN’S H2 TIME TRIAL

1.Justine Asher	RSA	48:49.85
-----------------	-----	----------

WOMEN’S H5 ROAD RACE

1.Andrea Eskau	GER	1:39:54
2.Laura De Vaan	NED	
3.Dorothee Vieth	GER	

WOMEN’S H4 ROAD RACE

1.Christiane Reppe	GER	1:37:47
2.Svetlana Moshkovich	RUS	
3.Doyeon Lee	KOR	

WOMEN’S H3 ROAD RACE

1.Renata Kaluza	POL	1:37:53
2.Alicia Brelsford Dana	USA	
3.Karen Darke	GBR	

WOMEN’S H2 ROAD RACE

1.Justine Asher	RSA	1:20:06
-----------------	-----	---------

MIXED H1-4 TEAM RELAY

1.Italy	34:13
2.USA	34:52
3.Switzerland	36:01

WOMEN’S T1 TIME TRIAL

1.Shelley Gautier	CAN	21:10.68
2.Bianca Woolford	AUS	23:20.44
3.Svetlana Perova	RUS	25:42.01

WOMEN’S T2 TIME TRIAL

1.Carol Cooke	AUS	31:23.46
2.Marie-Eve Croteau	CAN	33:35.97
3.Jill Walsh	USA 3	5:41.29

WOMEN’S T1 ROAD RACE

1.Shelley Gautier	CAN	56:34
2.Bianca Woolford	AUS	
3.Yulia Sibagatova	RUS	

WOMEN’S T2 ROAD RACE

1.Carol Cooke	AUS	1:02:43
2.Jill Walsh	USA	
3.Jana Majunke	GER	

2014 WORLD RESULTS

MASTERS TRACK WORLD CHAMPIONSHIPS MANCHESTER, GBR - 4 - 11 OCTOBER 2014

MEN'S TIME TRIAL – 35-39

1.Dario Zampieri	ITA	1:06.888
2.Estevam Ciampone Mancini	BRA	1:06.893
3.Ben Elliott	GBR	1:07.307

MEN'S TIME TRIAL – 40-44

1.Ainars Kiksis	LAT	48.442
2.Joseph Santaniello	NOR	49.850
3.Daniel Rickard	AUS	50.259
4.Gavin White	AUS	51.289
5.Matthew Glanville	AUS	52.714
13.Michael Smith	AUS	52.731
16.Kev Babakian	AUS	53.053

MEN'S TIME TRIAL – 45-49

1.Neil Potter	GBR	49.508
2.Phil Houlton	GBR	50.204
3.James Lawrence	USA	51.348

MEN'S TIME TRIAL – 50-54

1.Adrian Dent	GBR	34.577
2.Grenvile Scullard	RSA	34.643
3.Thomas Donohue	USA	35.197

MEN'S TIME TRIAL – 55-59

1.Gary Mandy	AUS	34.335
2.Carlos Zicavo	ARG	35.074
3.Richard Voss	USA	35.260
10.Michael Eastwood	AUS	36.460

MEN'S TIME TRIAL – 60-64

1.David Willmott	AUS	35.777
2.Marc Dangleterre	FRA	37.300
3.Jean Louis Duble	FRA	37.436
4.John Zivanovic	AUS	37.570
14.Malcolm Clasohm	AUS	39.660

MEN'S TIME TRIAL – 65-69

1.Gerard Loius Robert	FRA	36.956
2.Stanley Gregg	USA	38.238
3.Reid Schwartz	USA	38.315

MEN'S TIME TRIAL – 70-74

1.Geoffrey Cooke	GBR	37.860
2.David Rowe	GBR	40.041
3.Earl Henry	TRI	40.239

MEN'S TIME TRIAL – 75+

1.James Kloss	USA	39.284
2.Roland Crayford	GBR	40.899
3.Alan Rowe	GBR	41.820
11.Rod Wagner	AUS	46.272
14.Brian Kennedy	AUS	50.692

MEN'S SPRINT – 35-39

1.Dario Zampieri	ITA	
2.Adam Welch	GBR	
3.Estevam Mancini	BRA	

MEN'S SPRINT – 40-44

1.Jose Escuredo	ESP	
2.Ainars Kiksis	LAT	
3.Michael Smith	AUS	
5.Gavin White	AUS	
7.Daniel Rickard	AUS	

MEN'S SPRINT – 45-49

1.Philip Houlton	GBR	
2.Brian Abers	USA	
3.Neil Potter	GBR	

MEN'S SPRINT – 50-54

1.Matthew Diefenbach	USA	
2.Ferruccio Veschetti	ITA	
3.Wil Zegers	USA	
4.Geoff Stoker	AUS	

MEN'S SPRINT – 55-59

1.Gary Mandy	AUS	
2.Kurt Sato	USA	
3.Aron Seiken	USA	

MEN'S SPRINT – 60-64

1.David Willmott	AUS	
2.John Zivanovic	AUS	
3.Jean Louis Duble	FRA	

MEN'S SPRINT – 65-69

1.Gerard Louis Robert	FRA	
2.Colin Claxton	NZL	
3.Stanley Gregg	USA	

MEN'S SPRINT – 70-74

1.Geoffrey Cooke	GBR	
2.Earl Henry	TRI	
3.David Rowe	GBR	

MEN'S SPRINT – 75+

1.James Kloss	USA	
2.Roland Crayford	GBR	
3.Jim Turner	USA	

MEN'S INDIV PURSUIT – 35-39

1.Henrik Scharling	DEN	3:30.556
2.Andy Stuart	GBR	3:30.807
3.Axel Boland	NED	3:31.853

MEN'S INDIV PURSUIT – 40-44

1.Lee Suthard	GBR	3:32.491
2.Lars Nybo Nielsen	DEN	3:35.308
3.Bruno Redondo	FRA	3:35.158

MEN'S INDIV PURSUIT – 45-49

1.Elliot Davis	GBR	3:28.965
2.Daniel Casper	USA	3:35.217
3.Andrew Patten	AUS	3:35.381

MEN'S INDIV PURSUIT – 50-54

1.Peter Ettles	GBR	2:22.563
2.Roberto Dardi	ITA	2:23.931
3.Mark Wiffen	GBR	2:20.704

MEN'S INDIV PURSUIT – 55-59

1.Larry Nolan	USA	2:19.821
2.Stephane Le Beau	CAN	2:23.740
3.James Host	USA	2:25.790
4.Lewis Marshall	AUS	2:28.774

MEN'S INDIV PURSUIT – 60-64

1.Ian Humphreys	GBR	2:28.670
1.Steve Davies	GBR	2:35.161
3.Michael Birditt	USA	2:31.840

MEN'S INDIV PURSUIT – 65-69

Gerard Louis Robert	FRA	2:28.336
2.Colin Claxton	NZL	2:33.284
3.Steffen Munch Hansen	DEN	

MEN'S INDIV PURSUIT – 70-74

1.Geoff Wiles	GBR	2:39.305
2.John Larsen	DEN	2:48.592
3.Peter Jenn	GBR	2:50.807

MEN'S INDIV PURSUIT – 75+

1.Alan Rowe	GBR	2:47.584
2.James Kloss	USA	2:47.723
3.Gordon Johnston	GBR	2:54.897

MEN'S SCRATCH RACE – 35-39

1.Jeromy Cottell	USA	12:17
2.Rolando H Ahumada	ARG	
3.Martin Lonie	GBR	
8.Alex Arancibia	AUS	

MEN'S SCRATCH RACE – 40-44

1.John McClelland	GBR	12:27
2.Bruno Redondo	FRA	
3.Jason White	GBR	
6.Matthew Glanville	AUS	
11.Jayson Austin	AUS	

MEN'S SCRATCH RACE – 45-49

1.David Brinton	USA	12:41
2.German Cassani	ARG	
3.Paul Whatmough	GBR	

MEN'S SCRATCH RACE – 50-54

1.Andreas Hartkopp	DEN	9:23
2.Michel Blasczyk	GER	
3.Miguel Droguett	CHI	
13.Geoff Stoker	AUS	
18.Geoffrey Baxter	AUS	

MEN'S SCRATCH RACE – 55-59

1.Larry Nolan	USA	
2.Stephane Le Beau	CAN	
3.Vladimir Zyryanov	RUS	
6.Lewis Marshall	AUS	
20.Michael Eastwood	AUS	

MEN'S SCRATCH RACE – 60-64

1.Michael Birditt	USA	
2.Ian Humphreys	GBR	
3.Jean Louis Duble	FRA	
4.Malcolm Clasohm	AUS	

MEN'S SCRATCH RACE – 65-69

1.Gerard Louis Robert	FRA	9:02
2.Patrick Whelan	USA	
3.Enrique Moyano	ARG	

MEN'S SCRATCH RACE – 70-74

1.Geoffrey Cooke	GBR	7:07
2.Michael Williams	USA	
3.Geoff Wiles	GBR	

MEN'S SCRATCH RACE – 75+

1.James Kloss	USA	7:30
2.Brian Dacey	GBR	
3.Rod Wagner	AUS	
DNF.Brian Kennedy	AUS	

MEN'S POINTS RACE – 35-39

1.James Notley	GBR	25 pts
2.Martin Lonie	GBR	21 pts
3.Julien Muselet	FRA	21 pts
12.Alex Arancibia	AUS	18 pts

MEN'S POINTS RACE – 40-44

1.Diego Rozie	ARG	35 pts
2.Bruno Redondo	FRA	34 pts
3.Jayson Austin	AUS	32 pts
7.Matthew Glanville	AUS	6 pts
19.Richard McArdle	AUS	-20 pts

MEN'S POINTS RACE – 45-49

1.Elliot Davis	GBR	16 pts
2.Kurt Begemann	USA	15 pts
3.Thomas Kapuste	GER	12 pts

MEN'S POINTS RACE – 50-54

1.Michel Blasczyk	GER	15 pts
2.Andreas Hartkopp	DEN	10 pts
3.Miguel Droguett	CHI	8 pts
4.Geoffrey Baxter	AUS	3 pts

2014 WORLD RESULTS

MASTERS TRACK WORLD CHAMPIONSHIPS MANCHESTER, GBR - 4 - 11 OCTOBER 2014

MEN'S POINTS RACE – 55-59

1.Larry Nolan	USA	20 pts
2.Mark Sommers	USA	17 pts
3.Vladimir Zyryanov	RUS	14 pts
DNF.Lewis Marshall	AUS	

MEN'S POINTS RACE – 60-64

1.Michael Birditt	USA	23 pts
2.Jean Louis Duble	FRA	14 pts
3.Vincent Smith	GBR	14 pts
4.Malcolm Clasohm	AUS	3 pts

MEN'S POINTS RACE – 65-69

1.Gerard Louis Robert	FRA	20 pts
2.Colin Claxton	NZL	7 pts
3.Michel Briat	FRA	6 pts

MEN'S POINTS RACE – 70-74

1.Geoff Wiles	GBR	18 pts
2.Michael Williams	USA	11 pts
3.Guido Lupo	ITA	9 pts

MEN'S POINTS RACE – 75+

1.James Kloss	USA	15 pts
2.Rod Wagner	AUS	9 pts
3.Derrick Woodings	GBR	7 pts
DNF.Brian Kennedy	AUS	

WOMEN'S TIME TRIAL – 35-39

1.Madeline Moore	GBR	37.013
2.Carolien van Herrikhuyzen	NED	37.810
3.Rebecca Wheadon	AUS	38.780

WOMEN'S TIME TRIAL – 40-44

1.Alison Chisholm	GBR	37.048
2.Jessica Laws	AUS	37.445
3.Janelle Smith	AUS	38.020
7.Kellie Hards	AUS	41.305

WOMEN'S TIME TRIAL – 45-49

1.Gea Johnson	USA	36.116
2.Janet Birkmyre	GBR	37.502
3.Julie Cooper	GBR	37.744
7.Sharee Faulkner	AUS	42.802

WOMEN'S TIME TRIAL – 50-54

1.Janni Bormann	DEN	37.946
2.Julie Barnett	AUS	39.256
3.Emi Wachi	JPN	39.702
7.Deborah Coulls	AUS	42.678

WOMEN'S TIME TRIAL – 55-59

1.Elizabeth Heller	USA	41.858
2.Petra Kluender	GER	42.199
3.Brenda Tate	GBR	43.826

WOMEN'S TIME TRIAL – 60+

1.Gwynneth Rixon	GBR	43.766
2.Arja Scarsbrook	FIN	43.868
3.Jenni Nicholson	GBR	45.839

WOMEN'S SPRINT – 35-39

1.Madeline Moore	GBR	
2.Carolien van Herrikhuyzen	NED	
3.Linsey Hamilton	USA	
4.Rebecca Wheadon	AUS	

WOMEN'S SPRINT – 40-44

1.Dana Walton	USA	
2.Jessica Laws	AUS	
3.Janelle Smith	AUS	

WOMEN'S SPRINT – 45-49

1.Gea Johnson	USA	
2.Julie Cooper	GBR	
3.Debbie Capewell	GBR	

WOMEN'S SPRINT – 50+

1.Janni Bormann	DEN	
2.Julie Barnett	AUS	
3.Annabell Holland	USA	
4.Deborah Coulls	AUS	

WOMEN'S INDIV PURSUIT – 35-39

1.Madeline Moore	GBR	2:32.866
2.Niki Kovacs	GBR	2:33.748
3.Susie Mitchell	IRL	2:36.108

WOMEN'S INDIV PURSUIT – 40-44

1.Erin Criglington	NZL	2:34.917
2.Peggy Series	FRA	2:47.764
3.Kellie Hards	AUS	2:52.301

WOMEN'S INDIV PURSUIT – 45-49

1.Janet Birkmyre	GBR	2:35.303
2.Sharee Faulkner	AUS	2:48.800
3.Edvige Pettinato	ITA	3:04.530

WOMEN'S INDIV PURSUIT – 50-54

1.Oracle Hendron	IRL	2:41.458
2.Deborah Coulls	AUS	2:44.465
3.Alejandra Roca Satorres	ESP	2:43.806

WOMEN'S INDIV PURSUIT – 55-59

1.Elizabeth Heller	USA	2:44.881
2.Petra Kluender	GER	2:53.900
3.Christine Higgs	GBR	Caught opponent

WOMEN'S INDIV PURSUIT – 60+

1.Arja Scarsbrook	FIN	2:55.374
2.Jenni Nicholson	GBR	3:01.659
3.Gwynneth Rixon	GBR	Caught opponent

WOMEN'S SCRATCH RACE – 35-39

1.Carolien van Herrikhuyzen	NED	6:57
2.Christelle Ribault	FRA	
3.Linsey Hamilton	USA	

WOMEN'S SCRATCH RACE – 40-44

1.Dana Walton	USA	6:54
2.Janelle Smith	AUS	
3.Peggy Series	FRA	
5.Kellie Hards	AUS	

WOMEN'S SCRATCH RACE – 45-49

1.Janet Birkmyre	GBR	6:54
2.Julie Cooper	GBR	
3.Francine Haas	USA	

WOMEN'S SCRATCH RACE – 50-54

1.Janni Bormann	DEN	7:00
2.Oracle Hendron	IRL	
3.Myrtle Hagedorn	RSA	
5.Deborah Coulls	AUS	
8.Julie Barnett	AUS	

WOMEN'S SCRATCH RACE 55+

1.Elizabeth Heller	USA	7:00
2.Petra Kluender	GER	
3.Christine Higgs	GBR	

WOMEN'S POINTS RACE – 35-39

1.Niki Kovacs	GBR	20 pts
2.Christelle Ribault	FRA	14 pts
3.Madeline Moore	GBR	13 pts

WOMEN'S POINTS RACE – 40-44

1.Erin Criglington	NZL	4 pts
2.Adriana Perino	ARG	4 pts
3.Kellie Hards	AUS	0 pts

WOMEN'S POINTS RACE – 45-49

1.Janet Birkmyre	GBR	16 pts
2.Francine Haas	USA	3 pts
3.Jayne Paine	GBR	0 pts
4.Sharee Faulkner	AUS	0 pts

WOMEN'S POINTS RACE – 50-54

1.Deborah Coulls	AUS	7 pts
2.Oracle Hendron	IRL	6 pts
3.Myrtle Hagedorn	RSA	2 pts
DNF.Julie Barnett		

WOMEN'S POINTS RACE – 55+

1.Elizabeth Heller	USA	6 pts
2.Petra Kluender	GER	3 pts
3.Christine Higgs	GBR	0 pts

MEN'S TEAM PURSUIT – 35-44

1.Great Britain, Bush Healthcare	3:18.338
2.Australia, Bicisport Australia [Jayson Austin, Matthew Glanville, Alex Arancibia, Richard McArdle]	3:24.460
3.France, Paris France	3:20.535

MEN'S TEAM PURSUIT – 45-54

1.United States of America, Project 320	3:23.949
2.Great Britain, Secret Training CC	3:26.919
3.Great Britain, Wales	3:10.067

MEN'S TEAM PURSUIT – 55-64

1.Great Britain, Better Together	3:35.255
2.Australia, Queensland [Michael Eastwood, John Zivanovic Anthony Mills, Lewis Marshall]	3:36.924
3.United States of America, USA	55 3:36.597

MEN'S TEAM PURSUIT – 65+

1.Denmark, Danish Masters	3:52.305
2.United States of America Next Level	4:03.609
3.Great Britain, Shut Up Legs	4:16.822

MEN'S TEAM SPRINT – 35-44

1.Australia, Babici Squadra Veloce Pista (Gavin White, Daniel Rickard, Michael Smith)	49.423
2.Italy, Team Brevario	49.713
3.Great Britain, Brooks 2 B	50.472

MEN'S TEAM SPRINT – 45-54

1.Great Britain, Brooks Cycles & the Interloper	49.218
2.United States of America, USA 1	50.411
3.France, France II	51.823

MEN'S TEAM SPRINT – 55-64

1.United States of America, SVW Express	50.068
2.Great Britain, GB "A"	51.291
3.Australia, Ancient Antipodeans	51.217

MEN'S TEAM SPRINT – 65+

1.Great Britain, Murphys Law	2:29.361
2.Great Britain, Green Eggs & Ham	2:36.063
3.United States of America, USA	2:36.751

WOMEN'S TEAM PURSUIT

1.Great Britain, Murphys Law	2:29.361
2.Great Britain, Green Eggs & Ham	2:36.063
3.United States of America, USA	2:36.751

WOMEN'S TEAM SPRINT

1.Great Britain, Chasing Rainbows	36.541
2.Great Britain, Sister Act	36.716
3.New Zealand/Netherlands, Team 1920	37.477
4.Australia, Australia [Rebecca Wheadon, Julie Barnett]	38.214

2014 WORLD RESULTS

WORLD CYCLING TOUR FINAL LJUBLJANA, SLOVENIA - 27 - 31 AUGUST 2014

MEN'S TIME TRIAL - 30-34

1.Martin Toft Madsen	DEN	22:32.4
2.Tim Rapczynski	GER	23:05.9
3.Matej Lovše	SLO	23:12.4
55.Andrew Pickering	AUS	28:30.4

MEN'S TIME TRIAL - 35-39

1.Morten Risbjerg Hansen	DEN	23:32.1
2.Andrej Guček	SLO	23:44.3
3.Andreas Ortner	GER	23:49.7
11.Nathan Lude	AUS	25:02.0

MEN'S TIME TRIAL - 40-44

1.Gregor Tekavec	SLO	22:56.6
2.Igor Kopše	SLO	22:58.1
3.Grasman Remco	NED	22:58.4

MEN'S TIME TRIAL - 45-49

1.Stefano Nicoletti	ITA	23:12.0
2.Bauer Alexander	GER	23:27.1
3.Richard Feldman	USA	23:35.4
5.Andrew Patten	AUS	23:51.8
27.Craig Hobart	AUS	25:49.5
34.Jon Leighton	AUS	26:45.5
42.Troy Baldwinson	AUS	29:23.1

MEN'S TIME TRIAL - 50-54

1.Robert Garwood	USA	23:40.4
2.Roberto Rosati	ITA	23:46.7
3.Luciano Pasquini	ITA	24:06.7
31.Craig Smith-Gander	AUS	26:53.5
39.Gregor McNab	AUS	28:33.4
41.Terry Hollibone	AUS	28:38.9
43.Tomislav Tokich	AUS	29:01.6
44.David Rooke	AUS	29:43.7
45.Tim Lack	AUS	29:57.1
46.Stuart Grant	AUS	30:38.9

MEN'S TIME TRIAL - 55-59

1.Michael Pfeil	GER	24:40.5
2.Dzmitry Buben	BLR	24:40.6
3.L Gary Painter	USA	24:55.2
18.Peter Ritchie	AUS	26:57.3

MEN'S TIME TRIAL - 60-64

1.Bert Bakker	NED	24:58.1
2.Alois Vigl	ITA	25:00.7
3.Gary Boylan	AUS	25:23.3

MEN'S TIME TRIAL - 65-69

1.Jan Karlsson	SWE	25:25.6
2.Grabichler Alfred	GER	25:26.0
3.Gerhard Hrinkow	AUT	26:17.0
5.John Horsburgh	AUS	26:48.6
18.Geoffrey Cass	AUS	30:24.6

MEN'S TIME TRIAL - 70+

1.Trumheller Peter	GER	26:48.0
2.Ksawery Leszczyński	POL	27:46.1
3.William McConnell	AUS	28:24.6

MEN'S ROAD RACE - 30-34

1.Giuseppe Di Salvo	ITA	3:41:52.4
2.Jamie Herremans	BEL	
3.Martin Kelderman	NED	
57.Ryan Coppola	AUS	
124.Andrew Pickering	AUS	

MEN'S ROAD RACE - 35-39

1.Alfonso Derrico	ITA	3:46:14.2
2.Houben Kristof	BEL	
3.Nuno Jorge Murra Inacio	POR	
60.Stephen McNeilly	AUS	
67.Anthony Graf	AUS	
83.Nathan Lude	AUS	

MEN'S ROAD RACE - 40-44

1.Igor Kopše	SLO	3:39:32.4
2.Borja Jelic	SLO	
3.Dušan Hajdinjak	SLO	
42.Timothy Dalgliesh	AUS	
94.Darren Reeks	AUS	
112.Stephen Wai-yip Chan	AUS	
114.David Richmond	AUS	
129.Ethan Elsen	AUS	

MEN'S ROAD RACE - 45-49

1.Bruce Bird	CAN	3:43:52.9
2.Marko Baloh	SLO	
3.Angelo Menghini	ITA	
43.Jon Leighton	AUS	
71.Hubert Van Dalen	AUS	
76.Garth Cooper	AUS	
84.Andrew Patten	AUS	
99.John Roberts	AUS	
104.Paul Geldard	AUS	
111.Goran Nikolic	AUS	
113.Andrew Balmain	AUS	
116.Jack Carecos	AUS	
138.Troy Baldwinson	AUS	
139.Cyril Dixon	AUS	
141.Paul Shenton	AUS	

MEN'S ROAD RACE - 50-54

1.Jean Luc Chavanon	FRA	3:55:28.9
2.Stephen Fairless	AUS	
3.Primož Cerin	SLO	
29.Raymond Jarratt	AUS	
61.Craig Smith-Gander	AUS	
64.Marcus Balscheit	AUS	
77.Thomas Penny	AUS	
92.David Rooke	AUS	
95.Ian Mackey	AUS	
102.Bruce Snell	AUS	
111.Damien Clancy	AUS	
115.Robert Daniell	AUS	
116.Tomislav Tokich	AUS	
119.Frank Zgoznik	AUS	
125.Tim Lack	AUS	
127.Terry Hollibone	AUS	
128.Stuart Grant	AUS	

MEN'S ROAD RACE - 55-59

1.Robert Andre Massot	FRA	4:05:32.4
2.Vladimir Kuznetsov	RUS	
3.Jean-Claude Bougouin	FRA	
19.Trevor Hyde	AUS	
24.Norbert Gerold	AUS	
26.Peter Ritchie	AUS	
33.Bruce Goddard	AUS	
34.Walter Crowley	AUS	
39.Patrick Custance	AUS	
53.Stephen Stanley	AUS	
54.Kevin Goodman	AUS	
57.James Taylor	AUS	
68.Bryan Taylor	AUS	
75.David Triston-Rattay	AUS	
79.Gavan Prendergast	AUS	

MEN'S ROAD RACE - 60-64

1.Ulrich Rottler	GER	2:31:48.0
2.Gijs Nederlof	NED	
3.Arne Raaen	NOR	
30.Gary Boylan	AUS	
31.Ian Lovell	AUS	
42.Roger Heyes	AUS	

MEN'S ROAD RACE - 65-69

1.Jan Karlsson	SWE	2:31:49.8
2.Gerhard Hrinkow	AUT	
3.Francesco Bolpagni	ITA	
11.John Horsburgh	AUS	
26.Bruce Sarah	AUS	

MEN'S ROAD RACE - 70+

1.Nicolo Mu	ITA	2:37:08.9
2.Peter Kondrup	DEN	
3.Peter Trumheller	GER	
5.William McConnell	AUS	
6.Richard Barville	AUS	

WOMEN'S TIME TRIAL - 30-34

1.Danijela Svetik	SLO	26:35.8
2.Britt Lauenborg	DEN	27:11.7
3.Agnieszka Sikora	POL	27:16.9
13.Evelyn Wong	AUS	32:30.1
14.Samantha Smith	AUS	34:00.2

WOMEN'S TIME TRIAL - 35-39

1.Juanita Venter	RSA	26:53.2
2.Cathrine Grage	DEN	26:53.9
3.Zeina Loutfi	CAN	27:30.4
4.Laurelea Moss	AUS	27:31.5

WOMEN'S TIME TRIAL - 40-44

1.Molly Van Houweling	USA	25:31.7
2.Larissa Drysdale	NED	26:59.3
3.Elisa Rigon	ITA	29:34.3

WOMEN'S TIME TRIAL - 45-49

1.Trine Hansen	NOR	26:54.4
2.Jane Kilmartin	IRL	27:14.4
3.Kristin Falck	NOR	27:53.6

WOMEN'S TIME TRIAL - 50-54

1.Anny Hauglid	NOR	27:11.0
2.Karen Hviid Christensen	DEN	28:16.0
3.Mette Andersen	DEN	29:11.7
4.Cynthia Matson	AUS	30:05.6
8.Liz Nathan	AUS	30:53.1

WOMEN'S TIME TRIAL - 55-59

1.Camille Deluca-Flaherty	USA	27:19.1
2.Patrizia Cabella	ITA	29:02.6
3.Lilian Pfluke	USA	29:22.4

WOMEN'S TIME TRIAL - 60-64

1.Marti Valks	NED	27:52.2
2.Sharon Prutton	NZL	29:23.1
3.Vida Uršic	SLO	30:21.8
4.Desrae Cameron	AUS	30:38.5

WOMEN'S TIME TRIAL - 65+

1.Irmgard Reinisch	AUT	32:24.6
2.Sidsel Grondalen	NOR	34:05.9

WOMEN'S ROAD RACE - 30-34

1.Laura Šimenc	SLO	4:25:12.1
2.Manuela Sonzogni	AUS	
3.Valentina Mabritto	ITA	
17.Samantha Smith	AUS	
18.Evelyn Wong	AUS	

WOMEN'S ROAD RACE - 35-39

1.Ajda Opeka	SLO	4:25:09.3
2.Laurelea Moss	AUS	
3.Maja Watt Adamsen	DEN	

WOMEN'S ROAD RACE - 40-44

1.Molly Van Houweling	USA	4:25:12.4
2.Florizoone Veronique	BEL	
3.Vanessa Drigo	SUI	

WOMEN'S ROAD RACE - 45-49

1.Kristin Falck	NOR	4:25:10.0
2.Maria Cristina Prati	ITA	
3.Antonella Incristi	ITA	

WOMEN'S ROAD RACE - 50-54

1.Daniela Passalacqua	ITA	2:44:54.7
2.Claudia Carceroni	FRA	
3.Mette Andersen	DEN	
5.Cynthia Matson	AUS	

WOMEN'S ROAD RACE - 55-59

1.Lynne Anderson	USA	2:58:00.9
2.Patrizia Cabella	ITA	
3.Lilian Pfluke	USA	

WOMEN'S ROAD RACE - 60-64

1.Suberg Gerti	GER	2:58:58.8
2.Sharon Prutton	NZL	
3.Gisele Thureau	FRA	
26.Desrae Cameron	AUS	

WOMEN'S ROAD RACE - 65+

1.Sidsel Grondalen	NOR	3:09:06.2
2.Irmgard Reinisch	AUT	

2014 WORLD RESULTS

2014 OCEANIA TRACK CHAMPIONSHIPS INVERCARGILL, NEW ZEALAND - 19 - 22 NOVEMBER 2013

MEN'S SPRINT

1.Matthew Glaetzer	AUS
2.Edward Dawkins	NZL
3.Matthew Archibald	NZL

MEN'S TIME TRIAL

1.Simon Van Velthooven	NZL	1:00.759
2.Scott Sutherland	AUS	1:01.270
3.Luke Davidson	AUS	1:03.419

MEN'S KEIRIN

1.Matthew Glaetzer	AUS
2.Edward Dawkins	AUS
3.Matthew Archibald	NZL

MEN'S INDIVIDUAL PURSUIT

1.Ryan Marc	NZL	4:22.612
2.Miles Scotson	AUS	4:25.827
3.Tirian McManus	AUS	4:26.230

MEN'S SCRATCH RACE

1.Dylan Kennett	NZL	17:13.875
2.Shane Archbold	NZL	
3.Tom Scully	NZL	

MEN'S POINTS RACE

1.Tom Scully	NZL	33 pts
2.Miles Scotson	AUS	24 pts
3.Pieter Bulling	NZL	16 pts

MEN'S OMNIUM

1.Luke Davison	AUS	12 pts
2.Aaron Gate	NZL	16 pts
3.Dylan Kennett	NZL	29 pts

MEN'S TEAM SPRINT

1.New Zealand	43.885
(Matthew Archibald, Sam Webster, Edward Dawkins)	
2.Australia	43.926
(Dan Ellis, Shane Perkins, Matthew Glaetzer)	
3.Australia 2	44.820
(Nathan Hart, Mitchell Bullen, Andrew Taylor)	

MEN'S TEAM PURSUIT

1.New Zealand	3:59.85
(Dylan Kennett, Pieter Bulling, Marc Ryan, Aaron Gate)	
2.Australia	4:03.769
(Tiran McManus, Miles Scotson, Joshua Harrison, Scott Sunderland)	

MEN'S MADISON

1.Australia 1 (Scotson/Harrison)	27 pts
2.New Zealand 2 (Archbold/Bulling)	26 pts
3.New Zealand 1 (Gate/Ryan)	18 pts

U19 MEN'S SPRINT

1.Max Housden	AUS
2.Nick Kergozou	NZL
3.Quinn Karwowski	NZL

U19 MEN'S TIME TRIAL

1.Nick Kergozou	NZL	1:05.150
2.Quinn Karwowski	NZL	1:05.199
3.Michael Culling	NZL	1:05.850

U19 MEN'S KEIRIN

1.Max Housden	AUS
2.Quinn Karwowski	NZL
3.Jordan Castle	NZL

U19 MEN'S INDIVIDUAL PURSUIT

1.Rohan Wright	AUS	3:25.834
2.Matthew Jackson	AUS	3:30.201
3.Lachlan McGregor	NZL	3:31.859

U19 MEN'S SCRATCH RACE

1.Alexander Porter	AUS
2.Matthew Jackson	AUS
3.Nick Kergozou	NZL

U19 MEN'S POINTS RACE

1.Alex Rendell	AUS	36 pts
2.Sam Dobbs	NZL	32 pts
3.Matthew Jackson	AUS	24 pts

U19 MEN'S OMNIUM

1.Matthew Jackson	AUS	13 pts
2.Alexander Porter	AUS	15 pts
3.Matthew Holmes	AUS	19 pts

U19 MEN'S TEAM SPRINT

1.New Zealand 1	47.522
2.New Zealand 2	49.810

U19 MEN'S TEAM PURSUIT

1.Australia	(Matthew Jackson, Alex Rendell, Alexander Porter, Rohan Wight)
2.New Zealand	

WOMEN'S SPRINT

1.Anna Meares	AUS
2.Stephanie Morton	AUS
3.Kaarle McCulloch	AUS

WOMEN'S TIME TRIAL

1.Anna Meares	AUS	33.500
2.Katie Schofield	NZL	35.073
3.Catherine Culvenor	AUS	35.213

OPEN WOMEN'S KEIRIN

1.Anna Meares	AUS
2.Tayla Jennings	AUS
3.Stephanie Morton	AUS

WOMEN'S INDIVIDUAL PURSUIT

1.Lauren Ellis	NZL	3:36.843
2.Jamie Nielsen	NZL	3:37.033
3.Georgia Williams	NZL	3:40.775

WOMEN'S SCRATCH RACE

1.Rushlee Buchanan	NZL	12:54.031
2.Elissa Wundersitz	AUS	
3.Jamie Nielsen	NZL	

WOMEN'S POINTS RACE

1.Annette Edmondson	AUS	25 pts
2.Sophie Williamson	NZL	21 pts
3.Lauren Ellis	NZL	16 pts

WOMEN'S OMNIUM

1.Annette Edmondson	AUS	6 pts
2.Isabella King	AUS	12 pts
3.Sequoia Cooper	NZL	23 pts

OPEN WOMEN'S TEAM PURSUIT

1.New Zealand	4:29.000
2.Australia	4:29.356
(Annette Edmondson, Georgia Baker, Elissa Wundersitz, Kelsey Robson)	

OPEN WOMEN'S TEAM SPRINT

1.Australia	34.210
(Kaarle McCulloch, Stephanie Morton)	
2.New Zeland	34.327
3.Australia	34.279
(Catherine Culenor, Taylah Jennings)	

U19 WOMEN'S SPRINT

1.Olivia Podmore	NZL
2.Kate Stewart	NZL
3.Bryony Botha	NZL

U19 WOMEN'S TIME TRIAL

1.Olivia Podmore	NZL	37.047
2.Kate Stewart	NZL	37.762
3.Nina Wollaston	NZL	38.497

U19 WOMEN'S INDIVIDUAL PURSUIT

1.Holly White	NZL	2:30.885
2.Bryony Botha	NZL	2:31.020
3.Maxyna Cottam	AUS	2:33.331

U19 WOMEN'S SCRATCH RACE

1.Maxyna Cottam	NZL	9:55.594
2.Bryony Botha	NZL	
3.Laura Heywood	NZL	

U19 WOMEN'S POINTS RACE

1.Bryony Botha	NZL	16 pts
2.Maxyna Cottam	NZL	15 pts
3.Holly Edmondston	NZL	9 pts

2014 WORLD RESULTS

OCEANIA ROAD CHAMPIONSHIPS

TOOWOOMBA, AUSTRALIA - 21 - 23 FEBRUARY 2014

MEN'S TIME TRIAL

1. Joseph Cooper	NZL	49:43.82
2. William Clarke	AUS	49:58.21
3. Lachlan Norris	AUS	50:01.22

U23 MEN'S TIME TRIAL

1. Harry Carpenter	AUS	45:38.75
2. Campbell Flakemore	AUS	46:09.37
3. Oscar Stevenson	AUS	46:47.61

U19 MEN'S TIME TRIAL

1. Michael Storer	AUS	33:12.25
2. Daniel Fitter	AUS	33:16.90
3. Rohan Wight	AUS	34:07.21

MEN'S ROAD RACE

1. Luke Durbridge	AUS	3:31:46
2. Bernard Sulzberger	AUS	
3. Tommy Nankervis	AUS	

U23 MEN'S ROAD RACE

1. George Tansley	AUS	3:32:08
2. Kristian Juel	AUS	
3. Mitchell Lovelock-Fay	AUS	

U19 MEN'S ROAD RACE

1. Lucas Hamilton	AUS	2:47:25
2. James Thompson	AUS	
3. Jai Hindley	AUS	

WOMEN'S TIME TRIAL

1. Shara Gillow	AUS	35:01.92
2. Grace Sulzberger	AUS	35:28.29
3. Ruth Corset	NZL	35:36.31

WOMEN'S ROAD RACE

1. Jessica Allen	AUS	3:06:53
2. Lisa Keeling	AUS	
3. Shara Gillow	AUS	

U19 WOMEN'S TIME TRIAL

1. Alexandra Manly	AUS	18:59.96
2. Madison Farrant	NZL	19:26.57
3. Amanda Jamieson	NZL	19:34.82

U19 WOMEN'S ROAD RACE

1. Elizabeth Stannard	NZL	2:11:49
2. Jessica Pratt	AUS	
3. Anna Hull	AUS	

OCEANIA MOUNTAIN BIKE CHAMPIONSHIPS

MOUNT HUTT, NEW ZEALAND - 15 - 16 MARCH 2014

ELITE MEN CROSS COUNTRY

1. Daniel McConnell	AUS	1:44:24
2. Anton Cooper	NZL	1:46:53
3. Dirk Peters	NZL	1:50:04

U23 MEN CROSS COUNTRY

1. Samuel Gaze	NZL	1:31:54
2. Cameron Ivory	AUS	1:33:49
3. Michael Crosbie	NZL	1:35:02

U19 MEN CROSS COUNTRY

1. Ben Oliver	NZL	1:19:16
2. David Ashby-Coventry	NZL	1:20:05
3. Reece Tucknott	AUS	1:20:21

ELITE WOMEN CROSS COUNTRY

1. Karen Hanlen	NZL	1:48:32
2. Rebecca Henderson	AUS	1:49:47
3. Jenni King	AUS	1:54:44

U23 WOMEN CROSS COUNTRY

1. Amber Johnston	NZL	1:40:01
2. Holly Harris	AUS	1:41:49
3. Samantha Hope	NZL	2:00:48

U19 WOMEN CROSS COUNTRY

1. Harriet Beaven	NZL	1:17:54
2. Harriet Beaver	NZL	1:24:29
3. Jemma Manchester	NZL	1:26:00

ELITE MEN DOWNHILL

1. Samuel Blenkinsop	NZL	3:21.23
2. Edward Masters	NZL	3:23.78
3. Cameron Cole	NZL	3:24.26

U19 MEN DOWNHILL

1. Ben Watkins	NZL	3:50.17
2. Connor Hamilton	NZL	3:52.90
3. Keegan Wright	AUS	3:56.71

ELITE WOMEN DOWNHILL

1. Sarah Atkin	NZL	4:25.43
2. Veronique Sandler	NZL	4:55.27
3. Sophie Tyas	NZL	4:59.51

U19 WOMEN DOWNHILL

1. Georgia Petrie	NZL	5:28.11
-------------------	-----	---------

2014 AUSTRALIAN RESULTS



2014 AUSTRALIAN RESULTS

AUSTRALIAN ROAD CHAMPIONSHIPS BALLARAT, VICTORIA - 8 - 12 JANUARY 2014

MEN'S TIME TRIAL

1.Michael Hepburn	QLD	56:25.90
2.Luke Durbridge	WA	56:37.52
3.Damien Howson	WA	58:32.20
4.Ben Dyball	NSW	59:01.69
5.William Clarke	TAS	59:17.12
6.Timothy Roe	SA	59:36.97
7.Marc Williams	ACT	1:00:27.36
8.Matthew Clark	VIC	1:00:43.58
9.Jack Anderson	QLD	1:00:54.48
10.Jacob Kauffmann	NSW	1:01:06.21

U23 MEN'S TIME TRIAL

1.Jordan Kerby	QLD	34:56.44
2.Harry Carpenter	SA	34:56.64
3.Miles Scotson	SA	35:10.59
4.Campbell Flakemore	TAS	35:10.59
5.Samual Spokes	NSW	36:02.23
6.Jack Haig	VIC	36:15.46
7.Shaun O'Callaghan	VIC	36:24.87
8.Mitchell Lovelock-Fay	ACT	36:35.18
9.Jack Beckinsale	NSW	36:48.89
10.Oscar Stevenson	VIC	36:56.53

WOMEN'S TIME TRIAL

1.Felicity Wardlaw	VIC	38:46.64
2.Shara Gillow	QLD	39:18.86
3.Bridie O'Donnell	VIC	39:23.79
4.Katrin Garfoot	QLD	39:24.85
5.Tiffany Cromwell	SA	39:41.47
6.Gracie Elvin	ACT	39:49.18
7.Amanda Spratt	NSW	40:32.66
8.Taryn Heather	VIC	40:40.26
9.Lauren Kitchen	NSW	41:30.45
10.Louisa Lobigs	QLD	41:39.39

U23 WOMEN'S TIME TRIAL

1.Jenelle Crooks	QLD	41:56.21
2.Emily Roper	QLD	41:59.28
3.Jessica Allen	WA	42:33.86
4.Rebecca Mackey	WA	43:01.32
5.Jade Colligan	NSW	44:02.04
6.Cassandra Dodd	QLD	44:13.62
7.Shannon Malseed	VIC	44:34.85
8.Alice Wallett	ACT	45:04.99
9.Angela Smith	NSW	45:44.10
10.Allison Rice	ACT	45:59.93

MEN'S ROAD RACE

1.Simon Gerrans	VIC	4:43:43
2.Cadel Evans	VIC	
3.Richie Porte	TAS	
4.Cameron Meyer	WA	
5.Jack Bobridge	SA	
6.Darren Lapthorne	VIC	
7.Mark O'Brien	VIC	
8.Steele Von Hoff	VIC	
9.Zakkari Dempster	VIC	
10.David Tanner	VIC	

U23 MEN'S ROAD RACE

1.Caleb Ewan	NSW	3:23:31
2.Robert Power	WA	
3.Bradley Linfield	WA	
4.Harry Carpenter	SA	
5.Shaun O'Callaghan	VIC	
6.Thomas Hamilton	VIC	
7.Robert McCarthy	SA	
8.Alexander Clements	TAS	
9.Jack Beckinsale	NSW	
10.Jack Haig	VIC	

WOMEN'S ROAD RACE

1.Gracie Elvin	ACT	3:02:42
2.Lauren Kitchen	NSW	
3.Katrin Garfoot	QLD	
4.Tiffany Cromwell	SA	
5.Amanda Spratt	NSW	
6.Emily Roper	QLD	
7.Miranda Griffiths	VIC	
8.Jenelle Crooks	QLD	
9.Shara Gillow	QLD	
10.Joanne Hogan	VIC	

U23 WOMEN'S ROAD RACE

1.Emily Roper	QLD	3:02:42
2.Jenelle Crooks	QLD	
3.Jessica Mundy	SA	
4.Jessica Allen	WA	
5.Rebecca Mackay	WA	
6.Cassandra Dodd	QLD	

MEN'S CRITERIUM

1.Steele Von Hoff	VIC	1:00:55
2.Anthony Giacoppo	WA	
3.Brenton Jones	VIC	
4.Cameron Meyer	WA	
5.Michael Fitzgerald	WA	
6.Rico Rogers	VIC	
7.Neil van der Ploeg	VIC	
8.Allan David	QLD	
9.Craig Hutton	NSW	
10.Darren Lapthorne	VIC	

U23 MEN'S CRITERIUM

1.Caleb Ewan	NSW	46:14
2.Robert McCarthy	SA	
3.Alex Wohler	QLD	
4.Luke Parker	VIC	
5.Bradley Linfield	WA	
6.Samuel Wood	WA	
7.Jack Beckinsale	NSW	
8.Patrick Sharpe	NSW	
9.Samuel Spokes	NSW	
10.Ayden Toovey	NSW	

WOMEN'S CRITERIUM

1.Sarah Roy	NSW	52:55
2.Peta Mullens	VIC	
3.Lauren Kitchen	NSW	
4.Lizzie Williams	VIC	
5.Chloe McConville	VIC	
6.Emily Roper	QLD	
7.Jessica Huston	WA	
8.Rebecca Mackay	WA	
9.Kirsty Glover	VIC	
10.Jessica Mundy	SA	

U23 WOMEN'S CRITERIUM

1.Emily Roper	QLD	52:55
2.Rebecca Mackey	WA	
3.Jessica Mundy	SA	
4.Sinead Noonan	SA	
5.Shannon Malseed	VIC	

AUSTRALIAN U19 ROAD CHAMPIONSHIPS CANBERRA, AUSTRALIAN CAPITAL TERRITORY - 4 - 6 JULY 2014

U19 MEN'S ROAD RACE

1.Lucas Hamilton	VIC	3:08:50
2.Daniel Fitter	QLD	
3.Jai Hindley	WA	
4.Callum Scotson	SA	
5.Michael Rice	ACT	
6.Dylan Sunderland	NSW	
7.William Key	VIC	
8.Darcy Pirotta	WA	
9.Alexander Porter	SA	
10.Declan Baker	NSW	

U19 MEN'S TIME TRIAL

1.Callum Scotson	SA	31:44.12
2.Lucas Hamilton	VIC	31:46.53
3.Angus Lyons	VIC	32:10.66
4.Alexander Porter	SA	32:15.30
5.Michael Storer	WA	32:24.48
6.Rohan Wight	SA	32:28.49
7.Darcy Pirotta	WA	32:45.74
8.James Robinson	TAS	32:46.38
9.Jai Hindley	WA	32:48.34
10.Sam Welsford	WA	32:52.82

U19 MEN'S CRITERIUM

1.Michael Storer	WA	34:55
2.Joel Yates	NZL	
3.Daniel Fitter	QLD	
4.Alexander Porter	SA	
5.Michael Rice	ACT	
6.Callum Scotson	SA	
7.Gerald Evans	TAS	
8.Lucas Hamilton	VIC	
9.Adam Mitchell	NSW	
10.Ryan Christensen	NZL	

U19 WOMEN'S ROAD RACE

1.Macey Stewart	TAS	2:26:10
2.Alexandra Manly	SA	
3.Anna-Leeza Hull	NSW	
4.Lydia Rippon	NZL	
5.Georgia Catterick	NZL	
6.Josie Talbot	NSW	
7.Georgia Vessey	NZL	
8.Jessica Pratt	QLD	
9.Hannah Gumbley	NZL	
10.Amy Cundy	QLD	

U19 WOMEN'S TIME TRIAL

1.Anna-Leeza Hull	NSW	23:56.23
2.Macey Stewart	TAS	24:40.63
3.Alexandra Manly	SA	24:45.39
4.Georgia Catterick	NZL	25:19.90
5.Josie Talbot	NSW	25:51.35
6.Hollee Simons	NSW	26:31.47
7.Jessica Pratt	QLD	26:35.85
8.Lauren Perry	TAS	26:55.92
9.Georgia Vessey	NZL	27:16.67
10.Danielle McKinnirey	SA	27:18.71

U19 WOMEN'S CRITERIUM

1.Josie Talbot	NSW	35:05
2.Macey Stewart	TAS	
3.Lauren Perry	TAS	
4.Alexandra Manly	SA	
5.Hannah Gumbley	NZL	
6.Lydia Rippon	NZL	
7.Phoebe Tresender	NZL	
8.Jessica Pratt	QLD	
9.Bridget Mullany	NSW	
10.Hollee Simons	NSW	

2014 AUSTRALIAN RESULTS

AUSTRALIAN PARA-CYCLING ROAD CHAMPIONSHIPS ECHUCA, VICTORIA - 10 - 11 MAY 2014

C5 MEN TIME TRIAL

1.Michael Gallagher	VIC	41:28.61
2.Alistair Donohoe	VIC	41:45.86
3.Kyle Bridgwood	QLD	43:09.90

C4 MEN TIME TRIAL

1.Loza Shaw	SA	46:05.08
2.James Middlemiss	NSW	46:37.70
3.Timothy Mott	SA	47:16.55
4.Massie Knight	VIC	52:47.67
5.Benjamin Swain	NSW	52:51.90

C3 MEN TIME TRIAL

1.David Nicholas	QLD	22:29.59
2.Noel Sens	VIC	26:47.24
3.Glen Jarvis	VIC	30:00.61
4.Zac Ivanoff	SA	30:15.32
5.Gordon Allan	NSW	31:41.65

C2 MEN TIME TRIAL

1.Andrew Falconer	NSW	26:59.23
2.Jarrold Pope	VIC	28:21.33
3.Michael Eaddy	VIC	28:39.57
4.Darcy Thompson	SA	30:14.24
5.Gabriel Bouris	VIC	32:12.78
6.David Latham	VIC	38:10.79

C5 MEN ROAD RACE

1.Alistair Donohoe	VIC	2:10:59.19
2.Michael Gallagher	VIC	2:10:59.65
3.Kyle Bridgwood	QLD	2:14:40.95
4.Mitchell Gourley	VIC	2:14:41.41

C4 MEN ROAD RACE

1.James Middlemiss	NSW	2:14:46.50
2.Loza Shaw	SA	2:14:48.35
3.Tim Mott	SA	2:22:23.07
4.Massie Knight	VIC	2:22:31.81
5.Benjamin Swain	NSW	2:35:51.02

C3 MEN ROAD RACE

1.David Nicholas	QLD	1:48:07.02
2.Noel Sens	VIC	1:53:35.66
3.Glen Jarvis	VIC	2:13:56.77
4.Zac Ivanoff	SA	2:46:50.74

C2 MEN ROAD RACE

1.Andrew Falconer	NSW	1:17:232.38
2.Michael Eaddy	VIC	1:17:232.40
3.Jarrold Pope	VIC	1:17:232.42
4.Gabriel Bouris	VIC	1:27:07.190
5.David Latham	VIC	1:57:30.100

C1 MEN ROAD RACE

1.Darcy Thompson	SA	1:35:28.04
------------------	----	------------

H5 MEN TIME TRIAL

1.Stuart Tripp	VIC	25:31.48
----------------	-----	----------

H4 MEN TIME TRIAL

1.Nigel Barley	WA	26:06.24
2.Grant Allen	SA	27:28.27
3.Simon Brockhoff	SA	29:23.04
4.Leck Lo-Eriksen	DEN	29:39.27
5.Richard Williams	WA	30:42.96
6.Neil McDougall	WA	34:45.47

H3 MEN TIME TRIAL

1.Michael Taylor	VIC	27:06.01
2.Alex Welsh	VIC	28:06.88
3.Brian Moldenhauer	SA	30:32.73
4.Ron Gibson	NSW	30:44.48
5.Peter Allen	WA	31:10.51
6.Harley Quinlan	QLD	31:27.49
7.Christian Robertson	NSW	36:56.95

H1 MEN TIME TRIAL

1.Craig Parsons	WA	32:53.87
2.Grant Nickel	NSW	42:24.00
3.Garry Croker	ACT	53:35.31
4.Scott Hewitt	WA	55:15.87

H5 MEN ROAD RACE

1.Stuart Tripp	VIC	1:45:50.660
----------------	-----	-------------

H4 MEN ROAD RACE

1.Grant Allen	SA	1:57:24.84
2.Nigel Barley	WA	1:57:46.77
3.Leck Lo-Eriksen	DEN	2:08:36.46
4.Simon Brockhoff	SA	2:14:55.540
5.Richard Williams	WA	2:28:15.610
6.Neil McDougall	WA	2:51:04.030

H3 MEN ROAD RACE

1.Michael Taylor	VIC	1:57:27.300
2.Alex Welsh	VIC	2:04:15.320
3.Harley Quinlan	QLD	2:04:15.690
4.Ron Gibson	NSW	2:10:33.450
5.Brian Moldenhauer	SA	2:13:28.680
6.Peter Allen	WA	2:29:20.500
7.Christian Robertson	NSW	3:08:17.700

H1 MEN ROAD RACE

1.Craig Parsons	WA	1:46:17.170
2.Grant Nickel	NSW	2:07:52.610
3.Garry Croker	ACT	2:41:59.780
4.Scott Hewitt	WA	3:03:17.440

TANDEM MEN TIME TRIAL

1.M.Formston/M.Curran	NSW	42:08.69
2.J.Domandl/A.Trendell	NSW	44:11.84
3.B.Henderson/K.Franson	SA	44:43.23
4.K.Modra/D.Parsons	SA	45:06.87
5.D.Williams/M.Hoile	SA	45:48.60
6.D.Mankewich/A.Carruthers	ACT	46:50.15
7.S.Allen/D.Cleary	NSW	46:51.83
8.J.Wood/C.De Costa	QLD	47:40.50
9.B.Wootton/P.Murray	SA	47:41.48
10.K.Murphy/T.Fergusson	SA	48:52.75

TANDEM MEN ROAD RACE

1.K.Modra/D.Parsons	SA	2:38:14.18
2.M.Formston/M.Curran	NSW	2:38:16.32
3.D.Williams/M.Hoile	QLD	2:38:20.55
4.J.Domandl/A.Trendell	NSW	2:41:04.16
5.D.Mankewich/A.Carruthers	ACT	2:41:04.67
6.S.Allen/D.Cleary	NSW	2:44:47.17
7.B.Henderson/K.Franson	SA	2:44:48.12
8.J.Wood/C.De Costa	QLD	2:44:48.13

C4 WOMEN TIME TRIAL

1.Simone Kennedy	NSW	30:53.89
------------------	-----	----------

C2 WOMEN TIME TRIAL

1.Kaitlyn Schurmann	VIC	39:18.66
---------------------	-----	----------

C1 WOMEN TIME TRIAL

1.Jayme Richardson	NSW	33:38.90
--------------------	-----	----------

C4 WOMEN ROAD RACE

1.Susan Powell	ACT	1:55:07.550
2.Alexandra Green	NSW	1:55:07.650
3.Hannah Macdougall	VIC	1:55:07.760

C3 WOMEN ROAD RACE

1.Simone Kennedy	NSW	1:25:38.930
------------------	-----	-------------

C1 WOMEN ROAD RACE

1.Kaitlyn Schurmann	VIC	1:51:55.370
---------------------	-----	-------------

H4 WOMEN TIME TRIAL

1.Karen Harvey	WA	39:46.17
----------------	----	----------

H3 WOMEN TIME TRIAL

1.Lousie Mofflin	WA	42:18.22
2.Nicole Latham	VIC	47:40.46

H1 WOMEN TIME TRIAL

1.Emilie Miller	NSW	1:10:20.87
-----------------	-----	------------

H4 WOMEN ROAD RACE

1.Karen Harvey	WA	1:54:34.760
----------------	----	-------------

H3 WOMEN ROAD RACE

1.Louise Mofflin	WA	2:10:15.500
2.Nicole Latham	VIC	2:24:00.760

H1 WOMEN ROAD RACE

1.Emilie Miller	NSW	1:43:20.330
-----------------	-----	-------------

TANDEM WOMEN TIME TRIAL

1.R.Henderson/C.Franson	SA	53:02.74
2.C.Hyde/D.Maizles	VIC	55:16.92
3.E. D'Sylva-Clarke/V.Veitch	SA	56:20.83

TANDEM WOMEN ROAD RACE

1.R.Henderson/C.Franson	SA	2:21:45.14
2.E. D'Sylva-Clarke/V.Veitch	SA	2:35:47.24
3.C.Hyde/D.Maizels	VIC	2:39:47.02

T2 WOMEN TIME TRIAL

1.Carol Cooke	VIC	28:33.72
2.Gabrielle Vassallo	NSW	38:17.26

T2 WOMEN ROAD RACE

1.Carol Cooke	VIC	39:55.330
2.Gabrielle Vassallo	NSW	51:11.560

T1 WOMEN TIME TRIAL

1.Bianca Woolford	SA	37:43.37
-------------------	----	----------

2014
AUSTRALIAN RESULTS

AUSTRALIAN JUNIOR ROAD CHAMPIONSHIPS
TOOWOOMBA, QUEENSLAND - 12 - 14 SEPTEMBER 2014

U17 MEN’S INDIV TIME TRIAL

1.Thomas McDonald	VIC	22:31.97
2.Ben Mavrodis	VIC	22:41.40
3.Joel Hawkins	VIC	22:53.47
4.Craig Wiggins	WA	23:04.93
5.James Tickner	VIC	23:14.09
6.Jordan Louis	ACT	23:14.49
7.Cooper Sayers	SA	23:17.17
8.Godfrey Slattery	VIC	23:29.99
9.Liam Nolan	SA	23:31.93
10.Cameron Scott	NSW	23:38.84

U17 WOMEN’S INDIV TIME TRIAL

1.Chloe Moran	SA	16:30.61
2.Nicola Macdonald	NSW	17:11.12
3.Ruby Roseman-Gannon	VIC	17:12.43
4.Ashleigh Hocking	VIC	17:21.81
5.Kristina Clonan	QLD	17:21.94
6.Jaime Gunning	QLD	17:42.01
7.Natasha Mullany	NSW	17:43.06
8.Jade Haines	WA	17:58.65
9.Ella Falzarano	NSW	18:03.13
10.Victoria Dean	TAS	18:04.72

U15 MEN’S INDIV TIME TRIAL

1.Mitchell Wright	NSW	15:19.00
2.Max Stewart	NSW	15:59.01
3.Matthew Rice	ACT	16:00.00
4.Matthew Graham	QLD	16:23.35
5.Matthew Dinham	NSW	16:33.10
6.Lachlan Connan	WA	16:36.95
7.Tom Lynch	NSW	16:39.24
8.Thomas Cornish	NSW	16:40.79
9.Kieran Scott	WA	16:48.71
10.Zachary Marshall	NSW	16:51.77

U15 WOMEN’S INDIV TIME TRIAL

1.Claire Winterbourne	QLD	12:13:1
2.Emily Watts	NSW	13:55.83
3.Emily Hardcastle	QLD	13:58.52
4.Lucy Parkin	QLD	13:59.35
5.Alana Field	VIC	14:16.97
6.Ashlee Jones	NSW	14:17.64
7.Sarah Gigante	VIC	14:20.12
8.Lucie Fityus	NSW	14:37.24
9.Olivia Wheeler	SA	14:42.82
10.Amelia Miles	ACT	14:44.32

U17 MEN’S ROAD RACE

1.Godfrey Slattery	VIC	1:50:09
2.Kallum Parlevliet	VIC	
3.Cooper Sayers	SA	
4.Craig Wiggins	WA	
5.Harry Sweeny	QLD	
6.Callum Pearce	SA	
7.Sebastian Berwick	QLD	
8.Connor Lambert	WA	
9.Cameron Scott	NSW	
10.Ryan Ford	QLD	

U17 WOMEN’S ROAD RACE

1.Natasha Mullany	NSW	1:18:04
2.Kristina Clonan	QLD	
3.Tori Saunders	NSW	
4.Nicola Macdonald	NSW	
5.Ashleigh Hocking	VIC	
6.Ruby Roseman-Gannon	VIC	
7.Jade Haines	WA	
8.Jaime Gunning	QLD	
9.Chloe Moran	SA	
10.Victoria Dean	TAS	

U15 MEN’S ROAD RACE

1.Mitchell Wright	NSW	56:55
2.Matthew Dinham	NSW	
3.Stephen Cuff	NSW	
4.Luke Ensor	NSW	
5.Thomas Cornish	NSW	
6.Zachary Marshall	NSW	
7.Elliott McKean	QLD	
8.Kieran Scott	WA	
9.Mitchell Rae	QLD	
10.Tom Lynch	NSW	

U15 WOMEN’S ROAD RACE

1.Alana Field	VIC	1:07:15
2.Courtney Patterson	QLD	
3.Alexandra Martin-Wallace	QLD	
4.Lucy Parkin	QLD	
5.Claire Winterbourne	QLD	
6.Sarah Gigante	VIC	
7.Emily Hardcastle	QLD	
8.Emily Watts	NSW	
9.Kate Vickers	NSW	
10.Alysha Torr	QLD	

U17 MEN’S CRITERIUM

1.Cameron Scott	NSW	35:34
2.James Tickner	VIC	
3.Ryan Schilt	VIC	
4.Lachlan Scott	NSW	
5.Callum Pearce	SA	
6.Reece Druery	QLD	
7.Ben Mavrodis	VIC	
8.Christopher Bryan	NSW	
9.Harry Sweeny	QLD	
10.Patrick Kennedy	QLD	

U17 WOMEN’S CRITERIUM

1.Brooke Tucker	QLD	36:40
2.Natasha Mullany	NSW	
3.Kristina Clonan	QLD	
4.Jade Haines	WA	
5.Ruby Roseman-Gannon	VIC	
6.Nicola Macdonald	NSW	
7.Emma Chilton	VIC	
8.Ashleigh Hocking	VIC	
9.Jaime Gunning	QLD	
10.Chloe Heffernan	NSW	

U15 MEN’S CRITERIUM

1.Mitchell Wright	NSW	27:33
2.Matthew Rice	ACT	
3.Tom Lynch	NSW	
4.Lachlan Devine	QLD	
5.Zachary Marshall	NSW	
6.Graeme Frislie	VIC	
7.Stephen Cuff	NSW	
8.Mitchell Gittus	TAS	
9.Blake Quick	QLD	
10.Mitchell Rae	QLD	

U15 WOMEN’S CRITERIUM

1.Alana Field	VIC	17:13
2.Lucie Fityus	NSW	
3.Courtney Patterson	QLD	
4.Alexandra Martin-Wallace	QLD	
5.Claire Winterbourne	QLD	
6.Lucy Parkin	QLD	
7.Sarah Gigante	VIC	
8.Ashlee Jones	NSW	
9.Emma Green	QLD	
10.Claudia Jackson	NSW	

AUSTRALIAN JUNIOR MOUNTAIN CLIMBING CHAMPIONSHIPS
MOUNT BUFFALO, VICTORIA - 5 - 6 APRIL 2014

U19 MEN’S HILL CLIMB - TIME TRIAL

1.Lucas Hamilton	VIC	29:25.30
2.Michael Storer	WA	30:01.38
3.Drew Morey	VIC	30:26.65
4.Angus Lyons	NSW	30:47.29
5.James Thompson	QLD	30:55.66
6.Matthew Ross	VIC	31:05.94
7.Jai Hindley	WA	31:37.20
8.Liam Magennis	NSW	32:08.20
9.Gerald Evans	TAS	32:14.26
10.James Park	VIC	32:16.38

U17 MEN’S HILL CLIMB - TIME TRIAL

1.Thomas McDonald	VIC	20:22.11
2.Ben Mavrodis	VIC	21:20.08
3.Liam Jeffries	VIC	21:24.44
4.Joel Hawkins	VIC	21:45.21
5.Dylan McKenna	VIC	21:48.91
6.Sebastian Berwick	QLD	21:59.76
7.Samuel Maney	TAS	22:01.81
8.Cameron Scott	NSW	22:02.88
9.Ethan Egglestone	SA	22:09.76
10.Alastair Christie-Johnson	VIC	22:10.40

U15 MEN’S HILL CLIMB - TIME TRIAL

1.Mitchell Wright	NSW	15:26.45
2.Eddy Calvert	TAS	16:21.38
3.Elliott McKean	QLD	16:42.29
4.Zachary Zala	ACT	16:42.55
5.Carter Turnbull	VIC	16:42.99
6.David Williams	VIC	16:53.05
7.Max Terlato	VIC	17:00.34
8.Sam Bascombe	VIC	17:13.08
9.Angus McLean	VIC	17:17.52
10.Sam Warren	VIC	17:45.62

U19 WOMEN’S HILL CLIMB - TIME TRIAL

1.Anna-Leeza Hull	NSW	22:43.99
2.Jessica Pratt	QLD	24:33.58
3.Chloe Baggs	VIC	27:21.32
4.Jordyn Hassett	VIC	27:41.34
5.Eloise Vaughan	VIC	28:15.03
6.Nicole Clark	VIC	29:46.48
7.Grace Mennen	VIC	30:25.49
8.Saffron Button	VIC	32:16.88

U17 WOMEN’S HILL CLIMB - TIME TRIAL

1.Chloe Moran	SA	17:22.17
2.Ruby Roseman-Gannon	NSW	17:30.91
3.Georgia O'Rourke	VIC	17:35.66
4.Ashleigh Hocking	SA	17:46.25
5.Cait Surgenor	NSW	17:52.97
6.Victoria Dean	TAS	17:58.65
7.Natasha Mullany	NSW	17:59.16
8.Morgan Gillon	TAS	18:36.56
9.Chloe Heffernan	NSW	18:59.09
10.Molly Bridger	NSW	20:51.95

U15 WOMEN'S HILL CLIMB - TIME TRIAL

1.Sarah Gigante	VIC	10:07.82
2.Alexandra Martin-Wallace	QLD	10:26.72
3.Georgia Cummings	VIC	10:32.58
4.Alana Field	VIC	10:42.09
5.Anya Louw	TAS	10:51.66
6.Sally Potter	NSW	11:28.58
7.Lilianne McClimont	VIC	12:50.39
8.Jai Tynan	SA	13:06.87

U19 MEN’S HILL CLIMB - ROAD RACE

1.Lucas Hamilton	VIC	2:06:42
2.Michael Storer	WA	2:07:03
3.Jai Hindley	WA	2:07:03
4.Drew Morey	VIC	2:07:03
5.James Thompson	QLD	2:09:36
6.James Pane	VIC	2:09:36
7.Angus Lyons	VIC	2:09:37
8.Cyrus Monk	VIC	2:09:39
9.Michael Potter	NSW	2:09:44
10.Liam Magennis	NSW	2:09:51

U17 MEN'S HILL CLIMB - ROAD RACE

1.Cameron Scott	NSW	1:37:07
2.Joel Hawkins	VIC	1:37:08
3.Ethan Berends	VIC	1:37:10
4.Thomas McDonald	VIC	1:37:18
5.James Tickner	VIC	1:37:21
6.Sebastian Presley	VIC	1:37:21
7.Sebastian Berwick	QLD	1:37:22
8.Godfrey Slattery	VIC	1:37:22
9.Alastair Christie-Johnson	VIC	1:37:39
10.Dylan Oaten	NSW	1:38:06

U15 MEN’S HILL CLIMB - ROAD RACE

1.Mitchell Wright	NSW	1:08:48
2.Eddy Calvert	TAS	1:08:50
3.Elliott McKean	QLD	1:11:32
4.Zachary Zala	ACT	1:11:49
5.Angus McLean	VIC	1:11:52
6.Max Terlato	VIC	1:14:56
7.Carter Turnbull	VIC	1:14:57
8.David Williams	VIC	1:15:39
9.Luke Plapp	NSW	1:15:54
10.Sam Warren	VIC	1:16:01

U19 WOMEN'S HILL CLIMB - ROAD RACE

1.Anna-Leeza Hull	NSW	1:53:07
2.Jessica Pratt	QLD	1:55:49
3.Nicole Clark	VIC	2:10:14
4.Eloise Vaughan	VIC	2:10:47
5.Jordyn Hassett	VIC	2:12:07
6.Grace Mennen	VIC	2:12:09
7.Saffron Button	VIC	2:29:18

U17 WOMEN'S HILL CLIMB - ROAD RACE

1.Ashleigh Hocking	SA	1:13:26
2.Georgia O'Rourke	VIC	1:15:03
3.Chloe Moran	SA	1:18:02
4.Victoria Dean	TAS	1:18:02
5.Ruby Roseman-Gannon	NSW	1:18:05
6.Natasha Mullany	NSW	1:19:02
7.Cait Surgenor	NSW	1:19:19
8.Chloe Heffernan	NSW	1:30:32
9.Morgan Gillon	TAS	1:34:06
10.Molly Bridger	NSW	1:34:10

U15 WOMEN’S HILL CLIMB - ROAD RACE

1.Alana Field	VIC	46:31
2.Sarah Gigante	VIC	47:39
3.Georgia Cummings	VIC	48:03
4.Anya Louw	TAS	48:35
5.Alexandra Martin-Wallace	QLD	49:51
6.Sally Potter	NSW	54:13
7.Jai Tynan	SA	1:07:27

2014

AUSTRALIAN RESULTS

AUSTRALIAN MASTERS ROAD CHAMPIONSHIPS

BALLARAT, VICTORIA - 2 - 5 OCTOBER 2014

MEN CATEGORY 1 TIME TRIAL

1.Nicholas Squillari	VIC	24:05.81
2.Peter Riseley	VIC	24:24.00
3.Tyson Chambers	VIC	25:03.37
4.Stephen Lane	VIC	25:25.09
5.Travis Lindhe	VIC	26:12.52
6.Robert Quinn	NSW	26:26.51
7.Conan Daley	VIC	27:30.94
8.Adam Jones	VIC	27:33.85
9.Michael Dunn	VIC	29:11.39
10.Anthony Horgos	VIC	31:19.94

MEN CATEGORY 2 TIME TRIAL

1.Shane Miller	VIC	23:45.25
2.Tom Leaper	VIC	24:28.89
3.Jon Houston	SA	25:11.98
4.Jesse Graham	ACT	26:09.80
5.Joshua Goodall	VIC	27:10.47
6.Lee Lindsay	VIC	27:14.97
7.Peter Varricchio	SA	27:28.78
8.Clinton Bain	QLD	27:51.88
9.Simon Berry	NSW	28:13.11
10.Rodney Upton	VIC	28:30.47

MEN CATEGORY 3 TIME TRIAL

1.Peter Milostic	NSW	24:17.73
2.Tom Paton	VIC	24:45.84
3.Adam Simonelli	QLD	24:53.81
4.Fraser Ashford	NSW	24:55.56
5.Rohan Andrew	VIC	25:04.06
6.Michael Tolhurst	ACT	25:27.88
7.Timothy Dalgliesh	QLD	25:30.72
8.Ian Johnston	QLD	25:41.79
9.Nicholas George	QLD	25:42.76
10.Sean Wilkeson	VIC	25:48.20

MEN CATEGORY 4 TIME TRIAL

1.Michael Newell	QLD	25:40.77
2.Dean Heathcote	VIC	25:46.44
3.Craig Hobart	NSW	26:03.58
4.Paul Andrews	QLD	26:07.02
5.Colin Rose	WA	26:09.10
6.Peter Dennis	VIC	26:24.65
7.Simon Meyer	QLD	26:25.22
8.Nick Gatland	NSW	26:28.48
9.Stephen Bick	VIC	26:42.88
10.Warren Howe	VIC	26:57.15

MEN CATEGORY 5 TIME TRIAL

1.John Cain	VIC	24:28.58
2.Tony Simonelli	QLD	25:40.94
3.Peter Carlin	WA	25:46.91
4.Raymond Griffin	NSW	26:09.98
5.Richard Harvey	VIC	26:33.12
6.Carmine Soriano	VIC	26:37.67
7.Adrian Land	QLD	26:39.69
8.Phillip Smith	VIC	26:46.91
9.Edward Smith	VIC	27:31.89
10.Alan McCulloch	VIC	27:45.15

MEN CATEGORY 6 TIME TRIAL

1.James Timmer-Arends	VIC	26:25.20
2.Gerard Donnelly	VIC	26:35.45
3.Mark Windsor	NSW	27:02.96
4.Anthony Mills	QLD	27:03.66
5.Peter Ritchie	NSW	27:08.69
6.John Atkins	QLD	27:14.31
7.Stephen Dawkins	NSW	27:43.82
8.Peter Quibell	VIC	27:45.06
9.Frank Donnelly	VIC	27:48.34
10.Norbert Gerold	NSW	28:18.08

MEN CATEGORY 7 TIME TRIAL

1.Richard McCorkell	VIC	26:29.18
2.Nick Grainger	VIC	27:08.50
3.Paul Mckay	NSW	27:26.70
4.Gordon Patrick	VIC	27:28.06
5.Guy Falla	VIC	28:04.45
6.Michael Lawson	NSW	29:11.39
7.Ian Lovell	NSW	29:31.47
8.James Lavis	NSW	30:00.28
9.Graham Stait	NSW	30:02.36
10.Barry Pollock	SA	30:18.67

MEN CATEGORY 8 TIME TRIAL

1.Ross Hodgson	NSW	26:34.97
2.Malcolm Lynn	NSW	28:45.31
3.Darrell Wheeler	NSW	29:21.13
4.Robert Braszell	VIC	30:03.18
5.John Horsburgh	NSW	30:20.05
6.David Tichy	SA	30:31.14
7.Thomas Muckle	NSW	33:26.40

MEN CATEGORY 9 TIME TRIAL

1.Colin MacIver	NSW	28:35.61
2.Denis Fahey	NSW	29:05.37
3.Tommy Gray	VIC	29:41.65
4.Chass Matters	QLD	30:03.23
5.Kerry Ryan	VIC	31:13.77
6.Michael Sales	NSW	32:01.70
7.Jeffrey Culnane	ACT	32:41.87

MEN CATEGORY 10 TIME TRIAL

1.William McConnell	VIC	29:43.13
2.Richard Spinks	NSW	30:49.07
3.Bob Willis	NSW	40:52.69

MEN CATEGORY 1 ROAD RACE

1.Robert Quinn	NSW	2:52:11
2.Vaughan Bowman	VIC	
3.Jay Phillpotts	VIC	
4.Trent Stevenson	VIC	
5.Dominik Dudkiewicz	VIC	
6.Tyson Chambers	VIC	
7.Conan Daley	VIC	
8.Stephen Lane	VIC	
9.Peter Riseley	VIC	
10.Ricky Smedts	VIC	

MEN CATEGORY 2 ROAD RACE

1.Tom Leaper	VIC	2:51:33
2.Shane Miller	VIC	
3.Adam Versteegen	VIC	
4.Andrew Gray	VIC	
5.Mathew Upton	WA	
6.Cameron Clamp	VIC	
7.Brian Sing	WA	
8.Luigi Vecchio	VIC	
9.Christopher Harney	VIC	
10.Phillip Kelaher	NSW	

MEN CATEGORY 3 ROAD RACE

1.Allan Glover	TAS	2:05:24
2.Sam Smith	WA	
3.Peter Milostic	NSW	
4.Michael Tolhurst	ACT	
5.Jon Gregg	WA	
6.Connor Hughes	NSW	
7.Reece Stephens	VIC	
8.Duncan Crosby	QLD	
9.Ian Johnston	QLD	
10.Andrew Naylor	VIC	

MEN CATEGORY 4 ROAD RACE

1.Harry Hanley	VIC	2:10:03
2.Danny Kah	VIC	
3.Tim Jamieson	VIC	
4.Wayne Sanchez	NSW	
5.Jon Leighton	NSW	
6.John Peppard	NSW	
7.Matthew Speed	VIC	
8.Dominic O'Loughlin	VIC	
9.Fraser Short	VIC	
10.Simon Knowles	VIC	

MEN CATEGORY 5 ROAD RACE

1.Christopher Joustra	VIC	2:10:11
2.Stephen Fairless	VIC	
3.Thomas O'Neill	WA	
4.Michael Villani	VIC	
5.Roy Clark	VIC	
6.Phillip Smith	VIC	
7.Michael Hay	VIC	
8.Adrian Land	QLD	
9.Sam Wylie	QLD	
10.Raymond Jarratt	VIC	

MEN CATEGORY 6 ROAD RACE

1.Gerard Donnelly	VIC	1:27:54
2.Agostino Giramondo	VIC	
3.Mark Windsor	NSW	
4.Tony Ross	VIC	
5.Peter Ritchie	NSW	
6.David Clarke	VIC	
7.Trevor Coulter	VIC	
8.Stephen Dawkins	NSW	
9.Brett Lindstrom	VIC	
10.James Timmer-Arends	VIC	

MEN CATEGORY 7 ROAD RACE

1.Francois Audibert	QLD	1:33:14
2.Guy Falla	VIC	
3.Richard McCorkell	VIC	
4.Kym Hansen	NT	
5.Bryan Walsh	VIC	
6.Douglas Reynolds	VIC	
7.Gordon Patrick	VIC	
8.Ian Lovell	NSW	
9.James Lavis	NSW	
10.Lindsay Burgoyne	VIC	

MEN CATEGORY 8 ROAD RACE

1.Ross Hodgson	NSW	1:36:03
2.Christian Requin	VIC	
3.Malcolm Lynn	NSW	
4.George Goodrope	VIC	
5.Bruce Sarah	VIC	
6.Robert Braszell	VIC	
7.Darrell Wheeler	NSW	
8.Bruce Will	VIC	
9.John Horsburgh	NSW	
10.Harry Rourke	NSW	

MEN CATEGORY 9 ROAD RACE

1.Colin MacIver	NSW	1:37:14
2.Glen Ion	QLD	
3.Michael Sales	NSW	
4.Chass Matters	QLD	
5.Kerry Ryan	VIC	

MEN CATEGORY 10 ROAD RACE

1.Richard Spinks	NSW	1:43:36
2.Bob Willis	NSW	
3.Barry Robins	NSW	

MEN CATEGORY 1 CRITERIUM

1.Dominik Dudkiewicz	VIC	38:56
2.Robert Quinn	NSW	
3.Tyson Chambers	VIC	
4.Adam Jones	VIC	
5.Craig Morreski	NSW	
6.Michael Dunn	VIC	
7.Conan Daley	VIC	
8.Trent Stevenson	VIC	
9.Travis Lindhe	VIC	

MEN CATEGORY 2 CRITERIUM

1.Shane Miller	VIC	40:33
2.Glenn Mathiske	NSW	
3.Mathew Upton	WA	
4.Ashley Hall	VIC	
5.Adam Versteegen	VIC	
6.Damien Keirl	VIC	
7.Alan Bransdon	NSW	
8.David Cosentino	NSW	
9.Phillip Kelaher	NSW	
10.Lynton Zawadzki	VIC	

MEN CATEGORY 3 CRITERIUM

1.Matthew Ryan	QLD	39:19
2.John Forrest	NSW	
3.Peter Milostic	NSW	
4.Paul Mason	VIC	
5.Leigh Parsons	VIC	
6.Ashley Peat	VIC	
7.Tom Paton	VIC	
8.Timothy Dalgliesh	QLD	
9.David Gowty	VIC	
10.Jon Gregg	WA	

MEN CATEGORY 4 CRITERIUM

1.Dean Heathcote	VIC	48:21
2.Damian Gill	VIC	
3.Simon Bone	VIC	
4.Anthony Collis	WA	
5.Neville Laffy	VIC	
6.Iain Clark	VIC	
7.Trevor Gordon	QLD	
8.Ciaran Jones	VIC	
9.Paul Andrews	QLD	
10.Simon Meyer	QLD	

MEN CATEGORY 5 CRITERIUM

1.Tony Simonelli	QLD	38:15
2.Stephen Fairless	VIC	
3.Peter Budd	NSW	
4.Adrian Land	QLD	
5.Roy Clark	VIC	
6.Phillip Smith	VIC	
7.Tony Mirabella	VIC	
8.Darryl Noolan	NSW	
9.Adrian Curnow	VIC	
10.Grant Blake	VIC	

2014 AUSTRALIAN RESULTS

AUSTRALIAN MASTERS ROAD CHAMPIONSHIPS BALLARAT, VICTORIA - 2 - 5 OCTOBER 2014

MEN CATEGORY 6 CRITERIUM

1.Gerard Donnelly	VIC	35:47
2.Stephen Dawkins	NSW	
3.Agostino Giramondo	VIC	
4.Mark Windsor	NSW	
5.Rob Amos	VIC	
6.Brett Lindstrom	VIC	
7.Frank Donnelly	VIC	
8.Arch Davis	QLD	
9.John Chipp	VIC	
10.Trevor Hyde	NSW	

MEN CATEGORY 7 CRITERIUM

1.Gordon Patrick	VIC	31:15
2.Robert Hadley	NSW	
3.Francois Audibert	QLD	
4.Neil Skillen	NSW	
5.Kym Hansen	NT	
6.Michael Lawson	NSW	
7.Graham Stait	NSW	
8.Ian Lovell	NSW	
9.Richard Stewart	QLD	
10.Bryan Walsh	VIC	

MEN CATEGORY 8 CRITERIUM

1.Darrell Wheeler	NSW	31:15
2.Mario Cardozo	VIC	
3.Harry Rourke	NSW	
4.Christian Requin	VIC	
5.Malcolm Scott-Logan	NSW	
6.Malcolm Lynn	NSW	
7.Thomas Muckle	NSW	
8.Bruce Will	VIC	
9.David Tichy	SA	

MEN CATEGORY 9 CRITERIUM

1.Glen Ion	QLD	30:43
2.Colin MacIver	NSW	
3.Michael Sales	NSW	
4.Chass Matters	QLD	
5.Kenneth Bone	VIC	
6.Daniel Ives	VIC	
7.Jeffrey Culnane	ACT	

MEN CATEGORY 10 CRITERIUM

1.Richard Spinks	NSW	30:43
2.William McConnell	VIC	
3.Bob Willis	NSW	
4.Barry Robins	NSW	

WOMEN CATEGORY 1 TIME TRIAL

1.Veronica Micich	VIC	28:20.92
2.Leanne Davies	SA	28:33.85
3.Erin Kinnealy	WA	28:37.65
4.Nicky St Clair	VIC	29:10.34
5.Danielle Garden	NSW	29:45.56
6.Ania Ligas	VIC	32:11.21
7.Alicsa Byron	SA	32:12.06

WOMEN CATEGORY 2 TIME TRIAL

1.Catriona Newell	QLD	27:19.79
2.Nicole Whitburn	VIC	27:54.21
3.Laurelea Moss	QLD	27:55.68
4.Bronwyn Copeland	VIC	28:10.13
5.Corissa Smith	QLD	30:08.48
6.Rebecca Williamson	VIC	30:43.64
7.Michelle Scurr	VIC	31:07.57

WOMEN CATEGORY 3 TIME TRIAL

1.Bridie O'Donnell	VIC	26:28.24
2.Jessica Toghill	QLD	27:51.52
3.Faye Goodyear	QLD	29:14.49
4.Geraldine Blomfield -Brown	NSW	29:25.13
5.Lisa Hanley	VIC	29:28.86
6.Samantha Abbott	VIC	29:32.00
7.Jane Walker	QLD	30:43.74
8.Michele Bloffwitch	SA	30:49.45
9.Kylie Baker	QLD	30:56.33
10.Deborah Hennessey	NSW	31:06.28

WOMEN CATEGORY 4 TIME TRIAL

1.Megan Marsh	VIC	29:32.10
2.Dale Maizels	VIC	30:17.20
3.Elizabeth Hall	VIC	31:09.30
4.Deborah Latouf	QLD	31:26.73
5.Kirsten Bennett	NSW	32:11.45
6.Deborah Richards	VIC	32:16.51

WOMEN CATEGORY 5 TIME TRIAL

1.Linda White	QLD	28:45.19
2.Jo O'Shaughnessy	VIC	30:59.16
3.Lisa Davies Jones	QLD	31:20.87
4.Jillene Harris	NSW	32:20.87
5.Kerryn Windsor	NSW	36:34.27
6.Jennifer Campbell	VIC	41:33.38

WOMEN CATEGORY 6 TIME TRIAL

1.Philippa Read	SA	29:57.02
2.Janine Mckinnon	SA	32:42.44
3.Lyn Vasudeva	ACT	33:16.01
4.Jennifer Massey	NSW	34:30.96

WOMEN CATEGORY 7 TIME TRIAL

1.Marg Noonan	VIC	32:13.87
2.Desrae Cameron	QLD	32:47.49
3.Robyn Baker	VIC	36:37.25

WOMEN CATEGORY 8+ TIME TRIAL

1.Elizabeth Randall	VIC	32:41.25
---------------------	-----	----------

WOMEN CATEGORY 1 ROAD RACE

1.Alicsa Byron	SA	2:27:40
2.Erin Kinnealy	WA	
3.Danielle Garden	NSW	
4.Ania Ligas	VIC	
5.Veronica Micich	VIC	
6.Julia Russell	QLD	
7.Suzanne Ternel	VIC	

WOMEN CATEGORY 2 ROAD RACE

1.Catriona Newell	QLD	2:24:16
2.Laurelea Moss	QLD	
3.Corissa Smith	QLD	
4.Justine Barrow	VIC	
5.Dianne McAuliffe	WA	
6.Nicole Whitburn	VIC	
7.Nonie Carr	VIC	
8.Kate Jenkin	QLD	
9.Manuela Marasco	VIC	

WOMEN CATEGORY 3 ROAD RACE

1.Bridie O'Donnell	VIC	2:23:06
2.Jessica Toghill	QLD	
3.Lisa Hanley	VIC	
4.Jane Walker	QLD	
5.Geraldine Blomfield -Brown	NSW	
6.Carolyn Fraser	VIC	
7.Samantha Abbott	VIC	
8.Deborah Hennessey	NSW	
9.Michele Bloffwitch	SA	
10.Trudy Stevenson	VIC	

WOMEN CATEGORY 4 ROAD RACE

1.Cristine Foster	VIC	1:38:52
2.Annie Mollison	VIC	
3.Deborah Richards	VIC	
4.Deborah Latouf	QLD	
5.Dale Maizels	VIC	
6.Megan Marsh	VIC	
7.Caitlin Chancellor	VIC	

WOMEN CATEGORY 5 ROAD RACE

1.Linda White	QLD	1:39:01
2.Caroline Waldron	VIC	
3.Jo O'Shaughnessy	VIC	
4.Jillene Harris	NSW	
5.Joanna Somerville	NSW	

WOMEN CATEGORY 6 ROAD RACE

1.Philippa Read	SA	1:51:12
2.Jennifer Massey	NSW	
3.Lyn Vasudeva	ACT	
4.Helen Bean	VIC	
5.Janine Mckinnon	SA	
6.Stephanie Coulson	VIC	

WOMEN CATEGORY 7 ROAD RACE

1.Robyn Baker	VIC	2:05:05
2.Marg Noonan	VIC	
3.Desrae Cameron	QLD	

WOMEN CATEGORY 8 ROAD RACE

1.Elizabeth Randall	VIC	1:55:32
---------------------	-----	---------

WOMEN CATEGORY 1 CRITERIUM

1.Erin Kinnealy	WA	37:28
2.Nicky St Clair	VIC	
3.Danielle Garden	NSW	
4.Veronica Micich	VIC	
5.Julia Russell	QLD	
6.Alicsa Byron	SA	
7.Leanne Davies	SA	
8.Ania Ligas	VIC	

WOMEN CATEGORY 2 CRITERIUM

1.Nicole Whitburn	VIC	37:28
2.Laurelea Moss	QLD	
3.Manuela Marasco	VIC	
4.Catriona Newell	QLD	
5.Kate Jenkin	QLD	
6.Corissa Smith	QLD	
7.Nonie Carr	VIC	

WOMEN CATEGORY 3 CRITERIUM

1.Jessica Toghill	QLD	38:24
2.Lisa Hanley	VIC	
3.Faye Goodyear	QLD	
4.Jane Walker	QLD	
5.Kylie Baker	QLD	
6.Josie Simpson	VIC	
7.Samantha Abbott	VIC	
8.Geraldine Blomfield -Brown	NSW	
9.Trudy Stevenson	VIC	
10.Michele Bloffwitch	SA	

WOMEN CATEGORY 4 CRITERIUM

1.Megan Marsh	VIC	38.26
2.Dale Maizels	VIC	
3.Annie Mollison	VIC	
4.Deborah Latouf	QLD	
5.Elizabeth Hall	VIC	
6.Caitlin Chancellor	VIC	

WOMEN CATEGORY 5 CRITERIUM

1.Linda White	QLD	40:37
2.Jo O'Shaughnessy	VIC	
3.Joanna Somerville	NSW	

WOMEN CATEGORY 6 CRITERIUM

1.Philippa Read	SA	39:47
2.Lyn Vasudeva	ACT	
3.Jennifer Massey	NSW	
4.Stephanie Coulson	VIC	

WOMEN CATEGORY 7 CRITERIUM

1.Desrae Cameron	QLD	40:37
2.Marg Noonan	VIC	
3.Robyn Baker	VIC	

WOMEN CATEGORY 8 CRITERIUM

1.Elizabeth Randall	VIC	40:37
---------------------	-----	-------

2014 AUSTRALIAN RESULTS

AUSTRALIAN TRACK CHAMPIONSHIPS ADELAIDE, SOUTH AUSTRALIA - 29 JANUARY - 1 FEBRUARY 2014

MEN SPRINT			MEN TIME TRIAL			MEN KEIRIN			MEN INDIVIDUAL PURSUIT			MEN SCRATCH RACE			MEN POINTS RACE		
1.Matthew Glaetzer	SA		1.Matthew Glaetzer	SA	1:01.175	1.Shane Perkins	VIC		1.Alex Edmondson	SA	4:20.340	1.Scott Law	NSW		1.Glenn O'Shea	SA	
2.Nathan Hart	ACT		2.Scott Law	NSW	1:03.176	2.Jacob Schmid	VIC		2.Alex Morgan	VIC	4:23.854	2.Glenn O'Shea	SA		2.Jack Bobridge	SA	
3.Mitchell Bullen	NSW		3.Scott Sunderland	WA	1:03.568	3.Daniel Ellis	SA		3.Mitchell Mulhern	QLD	4:26.762	3.Stephen Hall	WA		3.Trent Dericourt	WA	
4.Andrew Taylor	NSW		4.Luke Davison	SA	1:03.805	4.Mitchell Bullen	NSW		4.Benjamin Harvey	NSW	4:27.831	4.Jack Bobridge	SA		4.George Tansley	SA	
5.Emerson Harwood	VIC		5.Nicholas Yallouris	NSW	1:03.862	5.Mathew Glaetzer	SA		5.Tirian McManus	NSW	4:30.155				5.Alex Edmondson	SA	
6.Jacob Schimd	VIC		6.Zac Deller	QLD	1:04.451	6.Andrew Taylor	NSW		6.Tyler Spurrell	VIC	4:30.693				6.Stephen Hall	WA	
7.Luke Zaccaria	WA		7.Timothy McMillan	NSW	1:04.758	7.Udai Nitta	JPN		7.Miles Scotson	SA	4:30.770				7.Tom Kaesler	SA	
8.Alexender Radzikiewicz	SA		8.Edward Bissaker	SA	1:05.645	8.Thomas Clarke	ACT		8.Michael Gallagher	VIC	4:35.376				8.Luke Parker	VIC	
9.Patrick Constable	SA		9.Jacob Waller	NSW	1:06.645	9.Luke Zaccaria	WA		9.Edward Bissaker	SA	4:38.124				9.Jackson Mawby	WA	
10.Udia Nitta	JPN		10.Alexander Hoffman	QLD	1:09.069	10.Emerson Harwood	VIC		10.Alexander Hoffman	QLD	4:41.896				10.Kyle Franson	SA	
WOMEN SPRINT			WOMEN TIME TRIAL			WOMEN KEIRIN			WOMEN INDIVIDUAL PURSUIT			WOMEN SCRATCH RACE			WOMEN POINTS RACE		
1.Anna Meares	SA		1.Anna Meares	SA	34.682	1.Stephanie Morton	SA		1.Amy Cure	TAS	3:34.186	1.Annette Edmondson	SA		1.Annette Edmondson	SA	
2.Stephanie Morton	SA		2.Caitlin Ward	VIC	35.263	2.Anna Meares	SA		2.Annette Edmondson	SA	3:38.623	2.Beth Duryea	VIC		2.Melissa Hoskins	WA	
3.Caitlin Ward	VIC		3.Catherine Culvenor	ACT	35.734	3.Caitlin Ward	VIC		3.Melissa Hoskins	WA	3:37.259	3.Isabella King	WA		3.Rebecca Wiasak	ACT	
4.Taylah Jennings	QLD		4.Rikki Belder	SA	35.760	4.Stefanie Fernandez-Preiska	NSW		4.Ashlee Ankudinoff	NSW	3:44.559	4.Quinn Cramer	QLD		4.Amy Cure	TAS	
5.Rikki Belder	SA		5.Taylah Jennings	QLD	36.162	5.Brenna Hargrave	SA		5.Rebecca Wiasak	ACT	3:37.069	5.Amy Cure	TAS		5.Sarah Roy	NSW	
6.Breanna Hargrave	SA		6.Breanna Hargrave	SA	36.166	6.Riki Belder	SA		6.Sarah Roy	NSW	3:37.416	6.Rebecca Wiasak	ACT		6.Quinn Cramer	QLD	
7.Tennille Falappi	QLD		7.Tian Beckett	WA	36.412	7.Catherine Culvenor	ACT		7.Isabella King	WA	3:38.603	7.Ashlee Ankudinoff	NSW		7.Isabella King	WA	
8.Stephanie Fernandez-Preiska	NSW		8.Stefanie Fernandez-Preiska	NSW	36.545	8.Jihae Park	KOR		8.Lauretta Hanson	VIC	3:44.184	8.Lauretta Hanson	VIC		8.Beth Duryea	VIC	
9.Madison Janssen	QLD		9.Tennille Falappi	QLD	36.692	9.Deanna Bax	VIC		9.Lisa Hanley	VIC	3:45.943	9.Carla Franson	SA		9.Lauretta Hanson	VIC	
10.Deanna Bax	VIC		10.Deanna Bax	VIC	37.107	10.Tian Beckett	WA		10.Georgia Baker	TAS	3:46.215	10.Elissa Wundersitz	WA		10.Georgia Baker	TAS	
U19 MEN SPRINT			U19 MEN TIME TRIAL			U19 MEN KEIRIN			U19 MEN INDIVIDUAL PURSUIT			U19 MEN SCRATCH RACE			U19 MEN POINTS RACE		
1.Jeone Park	KOR		1.Braeden Dean	VIC	1:04.170	1.Braeden Dean	VIC		1.Daniel Fitter	QLD	3:19.337	1.Jack Edwards	NSW		1.Callum Scotson	SA	
2.Braeden Dean	NSW		2.Alexander Porter	SA	1:05.003	2.Jeone Park	KOR		2.Callum Scotson	SA	3:20.259	2.Matthew Ross	VIC		2.Jack Edwards	NSW	
3.Jay Castles	VIC		3.Bradley Heffernan	NSW	1:05.652	3.Bradley Heap	NSW		3.Sam Welsford	WA	3:19.336	3.Sam Welsford	WA		3.James Robinson	TAS	
4.Max Housden	NSW		4.Mathew Holmes	SA	1:06.434	4.Jay Castles	VIC		4.Alexander Porter	SA	3:24.671	4.David Randall	VIC		4.Reece Tucknott	WA	
5.John Cochrane	VIC		5.Christopher Bryan	NSW	1:06.541	5.John Cochrane	VIC		5.Rohan Wight	SA	3:20.567	4.Matthew Jackson	WA		5.Lucas Hamilton	VIC	
6.Christopher Bryan	NSW		6.Darcy Pirotta	WA	1:06.545	6.James Dann	VIC		6.James Robinson	TAS	3:20.625	5.James Robinson	TAS		6.Alex Rendell	WA	
7.James Dann	VIC		7.Carsten Chapman	NSW	1:06.755	7.Christopher Bryan	NSW		7.Jack Edwards	NSW	3:21.009	6.Harrison Carter	NSW		7.Matthew Ross	VIC	
8.Connor Christie	QLD		8.Derek Radzikiewicz	SA	1:07.637	8.Carsten Chapman	NSW		8.Gerald Evans	TAS	3:21.874	7.Jack Hickey	VIC		8.Michael Storer	WA	
9.Bradley Heap	NSW		9.Sean Grimes	QLD	1:08.469	9.Sean Grimes	QLD		9.Reece Tucknott	WA	3:22.065	8.Alex Rendell	WA		9.Gerald Evans	TAS	
10.Derek Radzikiewicz	SA		10.David Randall	VIC	1:09.203	10.Mitchell Gray	WA		10.Matthew Ross	VIC	3:22.602	9.David Randall	VIC		10.Sam Welsford	WA	
U19 WOMEN SPRINT			U19 WOMEN TIME TRIAL			U19 WOMEN KEIRIN			U19 WOMEN INDIVIDUAL PURSUIT			U19 WOMEN SCRATCH RACE			U19 WOMEN POINTS RACE		
1.Courtney Field	VIC		1.Courtney Field	VIC	36.016	1.Courtney Field	VIC		1.Alexandra Manly	SA	2:25.666	1.Josie Talbot	NSW		1.Macey Stewart	TAS	
2.Sheridan Spark	QLD		2.Sheridan Spark	QLD	36.656	2.Lara Batkin	NSW		2.Lauren Perry	TAS	2:28.435	2.Lauren Perry	TAS		2.Josie Talbot	NSW	
3.Josie Talbot	NSW		3.Danielle McKinnirey	SA	37.198	3.Sheridan Spark	QLD		3.Macey Stewart	TAS	2:28.179	3.Macey Stewart	TAS		3.Alexandra Manly	SA	
4.Bridget Mullany	NSW		4.Josie Talbot	NSW	37.546	4.Josie Talbot	NSW		4.Danielle McKinnirey	SA	2:30.469	4.Danielle McKinnirey	SA		4.Lauren Perry	TAS	
5.Lara Batkin	NSW		5.Emily Apolito	VIC	37.605	5.Suzy Antal	WA		5.Josie Talbot	NSW	2:31.320	5.Lara Batkin	NSW		5.Hollee Simons	NSW	
6.Suzy Antal	WA		6.Abigail Jenkinson	QLD	38.103	6.Zoe Clayton	WA		6.Chloe Baggs	VIC	2:34.616	6.Bridget Mullany	NSW		6.Tayla Hunt	NSW	
7.Emily Apolito	VIC		7.Suzy Antal	WA	38.580	7.Emily Apolito	VIC		7.Abigail Jenkinson	QLD	2:36.012	7.Tayla Hunt	NSW		7.Melanie Parker	QLD	
			8.Tayla Hunt	NSW	39.953	8.Alicia Buchanan	WA		8.Hollee Simons	NSW	2:38.814	8.Sheridan Spark	QLD		8.Abigail Jenkinson	QLD	
			9.Melanie Parker	QLD	40.034				9.Amelia Crane	ACT	2:39.342	9.Abigail Jenkinson	QLD		9.Danielle McKinnirey	SA	
			10.Alicia Buchanan	WA	41.164				10.Alicia Buchanan	WA	2:40.733	10.Alexandra Manly	SA				

2014

AUSTRALIAN RESULTS

AUSTRALIAN TRACK CHAMPIONSHIPS

ADELAIDE, SOUTH AUSTRALIA - 29 JAN - 1 FEB 2014

MEN TEAM SPRINT

1.New South Wales	44.750
(Mitchell Bullen, Jamie Green, Andrew Taylor)	
2.South Australia	45.204
(Patrick Constable, Daniel Ellis, Alexander Radzikiewicz)	
3. Victoria	45.583
(Emerson Harwood, Shane Perkins, Jacob Schmid)	
4.Australian Capital Territory	46.910
(Alex Bird, Thomas Clarke, Nathan Hart)	

WOMEN TEAM SPRINT

1.South Australia	34.448
(Rikki Belder, Stephanie Morton)	
2.Victoria	35.163
(Deanna Bax, Caitlin Ward)	
3.Queensland	35.484
(Taylah Jennings, Tennille Falappi)	
4.Western Australia	35.790
(Tian Beckett, Elissa Wundersitz)	

U19 MEN TEAM SPRINT

1.Victoria	46.350
(Jay Castles, John Cochrane, Braeden Dean)	
2.New South Wales	46.966
(Christopher Bryan, Bradley Heap, Max Housden)	
3.South Australia	47.744
(Matthew Holmes, Alexander Porter, Derek Radzikiewicz)	
4.New South Wales	47.864
(Harrison Carter, Carsten Chapman, Jack Edwards)	
5.Queensland	48.667
(Conor Christie, Sean Grimes, Joel Higginbotham)	
4.Western Australia	50.807
(Mitchell Gray, Darcy Pirotta, Tim Sellar)	

U19 MEN MADISON

1.Lucas Hamilton/Matthew Ross	VIC
2.Matthew Jackson/Sam Welsford	WA
3.Alex Rendell/Reece Tucknott	WA
4.Gerald Evans/James Robinson	TAS
5.Callum Scotson/Rohan Wight	SA

MEN TEAMS PURSUIT

1.South Australia	3:58.387
(Alex Edmondson, Luke Davison, Glenn O'Shea, Jack Bobridge)	
2.New South Wales	Caught
(Scott Law, Ben Harvey, Tirian McManus, Nicholas Yallouris)	
3.South Australia 2	4:10.933
(Edward Bissaker, Joshua Harrison, Tom Kaesler, George Tansley)	
4.Western Australia	4:19.364
(Trent Derecourt, Stephen Hall, Scott Sunderland, Darcy Pirotta)	

WOMEN TEAMS PURSUIT

1.Tasmania	4:31.661
(Georgia Baker, Amy Cure, Lauren Perry, Macey Stewart)	
2.Western Australia	4:31.670
(Tian Beckett, Melissa Hoskins, Isabella King, Elissa Wundersitz)	
3.South Australia	
(Annette Edmondson, Holly Takos, Alexandra Manly, Danielle McKinnirey)	
4.Victoria	Caught
(Deanna Bax, Beth Duryea, Lisa Hanley, Laretta Hanson)	

U19 MEN TEAMS PURSUIT

1.South Australia	4:07.11
(Matthew Holmes, Rohan Wight, Alex Porter, Callum Scotson)	
2.Western Australia	4:09.16
(Matthew Jackson, Michael Storer, Reece Tucknott, Sam Welsford)	
3. Victoria	4:12.602
(Lucas Hamilton, Jack Hickey, Matthew Ross, Jordan Stannus)	
4. New South Wales	4:15.606
(Harrison Carter, Jack Edwards, Bradley Heffernan, Carsten Chapman)	

U19 WOMEN TEAMS PURSUIT

2.NSW	4:52.577
(Lara Batkin, Tayla Hunt, Hollee Simons, Josie Talbot)	

AUSTRALIAN OMINIUM CHAMPIONSHIPS

MELBOURNE, VICTORIA - 19 - 20 DECEMBER 2013

MEN OMNIUM

1.Alex Edmondson	SA
2.Scott Law	NSW
3.Miles Scotson	SA
4.Mitchell Mulhern	QLD
5.Hamdan Hamidun	MAS
6.Nicolas Yallouris	NSW
7.Luke Parker	VIC
8.Edward Bissaker	SA
9.Tirian McManus	NSW
10.Reece Robinson	NSW

WOMEN OMNIUM

1.Annette Edmondson	SA
2.Isabella King	WA
3.Ashlee Ankudinoff	NSW
4.Melissa Hoskins	WA
5.Elissa Wundersitz	WA
6.Rebecca Wiasak	ACT
7.Jupha Somnet	MAS
8.Emily Mcredmond	WA
9.Amy Cure	TAS
10.Georgia Baker	TAS

U19 MEN OMNIUM

1.Sam Welsford	WA
2.Alexander Porter	SA
3.Gerald Evans	TAS
4.James Robinson	TAS
5.Jack Edwards	NSW
6.Jordan Stannus	VIC
7.Callum Scotson	SA
8.Matthew Ross	VIC
9.Reece Tucknott	WA
10.Bradley Heffernan	NSW

U19 WOMEN OMNIUM

1.Josie Talbot	NSW
2.Lauren Perry	TAS
3.Macey Stewart	TAS
4.Danielle McKinnirey	SA
5.Sheridan Spark	QLD
6.Alex Manly	SA
7.Laura Batkin	NSW
8.Amy Cundy	QLD
9.Melanie Parker	QLD
10.Alicia Buchanan	WA

2014
AUSTRALIAN RESULTS

AUSTRALIAN PARA-CYCLING TRACK CHAMPIONSHIPS
MELBOURNE, VICTORIA - 19 - 20 DECEMBER 2013

C4 MEN TIME TRIAL

Table with 3 columns: Rank, Name, State/Territory, Time. Data: 1. Ben Ellen (QLD) 1:12.916, 2. Loz Shaw (SA) 1:14.221

C3 MEN TIME TRIAL

Table with 3 columns: Rank, Name, State/Territory, Time. Data: 1. David Nicholas (QLD) 1:13.739, 2. Zachary Ivanoff (SA) 1:29.991

C2 MEN TIME TRIAL

Table with 3 columns: Rank, Name, State/Territory, Time. Data: 1. Andrew Falconer (NSW) 1:23.087, 2. Darcy Thompson (SA) 1:38.429, 3. Gabriel Bouris (VIC) 1:45.283

C5 MEN INDIVIDUAL PURSUIT

Table with 3 columns: Rank, Name, State/Territory, Time. Data: 1. Michael Gallagher (VIC) 4:35.533

C4 MEN INDIVIDUAL PURSUIT

Table with 3 columns: Rank, Name, State/Territory, Time. Data: 1. Loz Shaw (SA) 5:05.116, 2. Ben Ellen (QLD) 5:12.656

C3 MEN INDIVIDUAL PURSUIT

Table with 3 columns: Rank, Name, State/Territory, Time. Data: 1. Daivd Nicholas (QLD) 3:43.570, 2. Zachary Ivanoff (SA) 4:54.282

C2 MEN INDIVIDUAL PURSUIT

Table with 3 columns: Rank, Name, State/Territory, Time. Data: 1. Andrew Falconer (NSW) 4:28.902, 2. Darcy Thompson (SA) 5:06.592

C5 WOMEN TIME TRIAL

Table with 3 columns: Rank, Name, State/Territory, Time. Data: *Kylie McAvaney (SA) 5:29.044, *Did not achieve medal criteria

C4 WOMEN TIME TRIAL

Table with 3 columns: Rank, Name, State/Territory, Time. Data: 1. Susan Powell (ACT) 41.451, 2. Alexandra Green (NSW) 43.069, 3. Hannah MacDougall (VIC) 46.184

C3 WOMEN TIME TRIAL

Table with 3 columns: Rank, Name, State/Territory, Time. Data: 1. Simone Kennedy (NSW) 43.342

C1 WOMEN TIME TRIAL

Table with 3 columns: Rank, Name, State/Territory, Time. Data: *Jayme Richardson (NSW) 49.548, *Did not achieve medal criteria

C5 WOMEN INDIVIDUAL PURSUIT

Table with 3 columns: Rank, Name, State/Territory, Time. Data: *Kylie McAvaney (SA) 50.331, *Did not achieve medal criteria

C4 WOMEN INDIVIDUAL PURSUIT

Table with 3 columns: Rank, Name, State/Territory, Time. Data: 1. Susan Powell (ACT) 4:06.913, 2. Alexandra Green (NSW) 4:08.042, 3. Hannah MacDougall (VIC) 4:28.335

C3 WOMEN INDIVIDUAL PURSUIT

Table with 3 columns: Rank, Name, State/Territory, Time. Data: 1. Simone Kennedy (NSW) 4:21.259

C1 WOMEN INDIVIDUAL PURSUIT

Table with 3 columns: Rank, Name, State/Territory, Time. Data: *Jayme Richardson (NSW) 5:06.819, *Did not achieve medal criteria

MEN'S TANDEM TIME TRIAL

Table with 3 columns: Rank, Name, State/Territory, Time. Data: 1. K.Modra/J.Niblett (SA) 1:03.134, 2. M.Formston/M.Curran (NSW) 1:05.491, 3. P.Kennedy/T.Clarke (ACT) 1:05.959, 4. B.Henderson/T.Drizners (SA) 1:06.428, 5. Z.Clarkson/P.Spencer (QLD) 1:06.753, 6. N.Massey/P.Szegedi (SA) 1:08.941, 7. S.Palmer/K.Franson (SA) 1:10.224, 8. M.Bergmann/C.Pratley (WA) 1:12.744, 9. T.Cluse/J.Zivanovic (SA) 1:16.499

MEN'S TANDEM PURSUIT

Table with 3 columns: Rank, Name, State/Territory, Time. Data: 1. M.Formston/M.Curran (NSW) 4:26.479, 2. Z.Clarkson/P.Spencer (QLD) 4:30.283, 3. B.Henderson/T.Drizners (SA) 4:40.001, 4. S.Palmer/K.Franson (SA) 4:53.982, 5. T.Cluse/J.Zivanovic (SA) 5:30.797

WOMEN'S TANDEM TIME TRIAL

Table with 3 columns: Rank, Name, State/Territory, Time. Data: 1. F.Johnson/H.Takos (SA) 1:11.932, 2. B.O'Connor/C.Kell (ACT) 1:12.145, 3. R.Henderson/C.Franson (SA) 1:14.749

WOMEN'S TANDEM PURSUIT

Table with 3 columns: Rank, Name, State/Territory, Time. Data: *R.Henderson/C.Franson (SA) 3:59.361, *Did not achieve medal criteria

AUSTRALIAN JUNIOR TRACK CHAMPIONSHIPS
SYDNEY, NEW SOUTH WALES - 26 FEBRUARY - 1 MARCH 2014

U17 MEN SPRINT

Table with 2 columns: Rank, Name, State/Territory. Data: 1. Ryan Schilt (VIC), 2. Cameron Scott (NSW), 3. Thomas McFarlane (VIC), 4. Conor Rowley (VIC), 5. Damon Marshall (NSW), 6. Charles Hofman (NSW), 7. Harrison Lodge (SA), 8. Kai Chapman (NSW)

U17 WOMEN SPRINT

Table with 2 columns: Rank, Name, State/Territory. Data: 1. Tahlay Christie (WA), 2. Brooke Tucker (QLD), 3. Brit Jackson (VIC), 4. Natasha Mullany (NSW), 5. Chelsea Oaten (NSW), 6. Lara Tucker (QLD), 7. Morgan Gillon (TAS), 8. Jessica Saunders (NSW)

U15 MEN SPRINT

Table with 2 columns: Rank, Name, State/Territory. Data: 1. Mitchell Wright (NSW), 2. Ronin Munro (TAS), 3. Matthew Rice (ACT), 4. Nathan Bof (VIC), 5. Zachary Marshall (NSW), 6. Julian Krohn (WA), 7. Luke Ensor (NSW), 8. Thomas Lynch (NSW)

U15 WOMEN SPRINT

Table with 2 columns: Rank, Name, State/Territory. Data: 1. Skye Robson (QLD), 2. Alana Field (VIC), 3. Georgia Cummings (VIC), 4. Rihana Pezaj (WA), 5. Sarah Gigante (VIC), 6. Claire Winterbourne (QLD), 7. Alexandra Martin-Wallace (QLD), 8. Alice Culling (VIC)

U17 MEN TIME TRIAL

Table with 3 columns: Rank, Name, State/Territory, Time. Data: 1. Cameron Scott (NSW) 32.998, 2. Ryan Schilt (VIC) 33.366, 3. Conor Rowley (VIC) 33.416, 4. Thomas McFarlane (VIC) 33.504, 5. Godfrey Slattery (VIC) 33.950, 6. Kai Chapman (NSW) 34.734, 7. Jordan Louis (ACT) 34.804, 8. Joshua Toovey (NSW) 35.138, 9. Damon Marshall (NSW) 35.150, 10. Harrison Lodge (SA) 35.273

U17 WOMEN TIME TRIAL

Table with 3 columns: Rank, Name, State/Territory, Time. Data: 1. Tahlay Christie (WA) 35.881, 2. Brooke Tucker (QLD) 37.134, 3. Brit Jackson (VIC) 37.254, 4. Jade Haines (WA) 37.486, 5. Natasha Mullany (NSW) 37.557, 6. Kristina Clonan (QLD) 37.640, 7. Lara Tucker (QLD) 37.789, 8. Kate Branson (SA) 37.969, 9. Chelsea Oaten (NSW) 38.063, 10. Elsie Van Hoof (QLD) 38.151

U15 MEN TIME TRIAL

Table with 3 columns: Rank, Name, State/Territory, Time. Data: 1. Mathew Rice (ACT) 36.194, 2. Ronin Munro (TAS) 36.395, 3. Mitchell Wright (NSW) 36.755, 4. Nathan Bof (VIC) 37.095, 5. Zachary Marshall (NSW) 37.668, 6. Luke Ensor (NSW) 38.293, 7. Graeme Frislie (VIC) 38.565, 8. Thomas Cornish (NSW) 38.566, 9. Matthew Graham (QLD) 38.736, 10. Leigh Hoffman (SA) 38.775

U15 WOMEN TIME TRIAL

Table with 3 columns: Rank, Name, State/Territory, Time. Data: 1. Alana Field (VIC) 38.829, 2. Skye Robson (QLD) 39.217, 3. Courtney Patterson (QLD) 40.150, 4. Georgia Cummings (VIC) 40.329, 5. Rihana Pezaj (WA) 40.416, 6. Alexandria Martin-Wallace (QLD) 40.713, 7. Lucie Fityus (NSW) 40.845, 8. Alice Culling (VIC) 41.635, 9. Sarah Gigante (VIC) 41.744, 10. Claudia Jackson (NSW) 42.203

U17 MEN INDIVIDUAL PURSUIT

Table with 3 columns: Rank, Name, State/Territory, Time. Data: 1. Thomas McDonald (VIC) 2:20.015, 2. James Tickner (VIC) 2:21.405, 3. Godfrey Slattery (VIC) 2:21.190, 4. Jordan Louis (ACT) 2:22.340, 5. Joshua Toovey (NSW) 2:23.778, 6. Hayden Dicocco-Grant (TAS) 2:23.911, 7. Nicholas Edwards (NSW) 2:25.271, 8. Connor Lambert (WA) 2:25.719, 9. Braden O'Shea (SA) 2:26.440, 10. Isaac Buckell (VIC) 2:26.517

U17 WOMEN INDIVIDUAL PURSUIT

Table with 3 columns: Rank, Name, State/Territory, Time. Data: 1. Jade Haines (WA) 2:35.002, 2. Kristina Clonan (QLD) 2:35.452, 3. Ruby Roseman-Gannon (VIC) 2:35.744, 4. Nicola McDonald (NSW) 2:36.304, 5. Chloe Moran (SA) 2:39.206, 6. Emma Chilton (VIC) 2:40.198, 7. Ashleigh Hocking (VIC) 2:40.996, 8. Niken Jefferies (WA) 2:41.026, 9. Tori Saunders (NSW) 2:41.129, 10. Amelia Follett (NSW) 2:41.468

MADISON CHAMPIONSHIPS
MELBOURNE, VICTORIA - 21 DECEMBER 2013

MEN MADISON

Table with 3 columns: Rank, Name, State/Territory. Data: 1. L.Lampater GER/K.Deketele (BEL), 2. C.Grassman GER/F.Marvulli (SUI), 3. L.Davison/A.Edmondson (SA), 4. G.Tansley/M.Scotson (SA), 5. J.Bobridge SA/G.O'Shea (VIC), 6. T.Spurrell/L.Parker (VIC), 7. T.Scully/S.Archbold (NZL), 8. M.Jackson/S.Welsford (WA), 9. J.Law/S.Law (NSW), 10. N.Bradshaw/J.Edwards (NSW)

WOMEN MADISON

Table with 3 columns: Rank, Name, State/Territory. Data: 1. J.Mundy/A.Edmondson (SA), 2. J.Talbot/A.Ankudinoff (NSW), 3. I.King/M.Hoskins (WA), 4. A.Cure/G.Baker (TAS), 5. D.McKinnirey/A.Manly (SA), 6. T.Cromwell SA/B.Duryea (VIC), 7. L.Perry/M.Stewart (TAS)

2014
AUSTRALIAN RESULTS

AUSTRALIAN JUNIOR TRACK CHAMPIONSHIPS
SYDNEY, NEW SOUTH WALES - 26 FEB - 1 MARCH 2014

U15 MEN INDIVIDUAL PURSUIT

Table with 3 columns: Rank, Name, State/Territory, Time. Results include Mitchell Wright (NSW, 2:28.042), Mathew Rice (ACT, 2:35.412), Zachary Marshall (NSW, 2:34.128), Matthew Graham (QLD, 2:35.688), Thomas Lynch (NSW, 2:36.313), Ronin Munro (TAS, 2:36.847), Nathan Bof (VIC, 2:39.262), Luca Tarticchio (VIC, 2:39.383), Julian Krohn (WA, 2:39.499), and Angus Collins (VIC, 2:40.754).

U15 WOMEN INDIVIDUAL PURSUIT

Table with 3 columns: Rank, Name, State/Territory, Time. Results include Georgia Cummings (VIC, 2:45.562), Alana Field (VIC, 2:47.572), Alice Culling (VIC, 2:48.119), Alexandria Martin-Wallace (QLD, 2:51.509), Sarah Gigante (VIC, 2:50.241), Courtney Patterson (QLD, 2:52.865), Emily Hardcastle (QLD, 2:54.688), Claire Winterbourne (QLD, 2:55.377), Claudia Jackson (NSW, 2:56.594), and Ashlee Jones (NSW, 2:56.613).

U17 MEN SCRATCH RACE

Table with 3 columns: Rank, Name, State/Territory, Time. Results include Cameron Scott (NSW, 9:28), Godfrey Slattery (VIC), Harrison Baker (TAS), Hayden Dicocco-Grant (TAS), Thomas McDonald (VIC), Damon Marshall (NSW), Colin Chapman (QLD), Joshua Toovey (NSW), James Higginson (SA), and Braden O'Shea (SA).

U17 WOMEN SCRATCH RACE

Table with 3 columns: Rank, Name, State/Territory, Time. Results include Kristina Clonan (QLD, 7:02), Morgan Gillon (TAS), Kate Branson (SA), Ruby Roseman-Gannon (VIC), Ashleigh Hocking (VIC), Niken Jefferies (WA), Jessica Sellar (WA), Nicola MacDonald (NSW), Emma Chilton (VIC), and Lara Tucker (QLD).

U15 MEN SCRATCH RACE

Table with 3 columns: Rank, Name, State/Territory, Time. Results include Mitchell Wright (NSW, 7:02), Matthew Rice (ACT), Zachary Marshall (NSW), Ronin Munro (TAS), Nathan Bof (VIC), Julian Krohn (WA), Luke Ensor (NSW), Kieran Scott (WA), Matthew Graham (QLD), and Elliott McKean (QLD).

U15 WOMEN SCRATCH RACE

Table with 3 columns: Rank, Name, State/Territory, Time. Results include Alexandria Martin-Wallace (QLD, 12:20), Georgia Cummings (VIC), Eve Marker (NT), Emily Hardcastle (QLD), Sarah Gigante (VIC), Alana Field (VIC), Rihana Pezaj (WA), Tasmin Davies (NSW), Olivia Wheeler (SA), and Charlotta O'Rourke (TAS).

U17 MEN TEAMS PURSUIT

Table with 3 columns: Rank, Team, State/Territory, Time. Results include Victoria (3:18.568), New South Wales (3:23.798), South Australia (3:26.505), and Tasmania (3:27.415).

U17 WOMEN TEAMS PURSUIT

Table with 3 columns: Rank, Team, State/Territory, Time. Results include Victoria (3:39.148), New South Wales (3:40.048), South Australia (3:46.108), and Western Australia (3:55.637).

U17 MEN TEAM SPRINT

Table with 3 columns: Rank, Team, State/Territory, Time. Results include Victoria (47.656), New South Wales (49.006), Victoria (49.123), and New South Wales (50.101).

U17 WOMEN'S TEAM SPRINT

Table with 3 columns: Rank, Team, State/Territory, Time. Results include Western Australia (36.470), New South Wales (36.950), Queensland (37.744), and Victoria (37.774).

AUSTRALIAN MASTERS TRACK CHAMPIONSHIPS
MELBOURNE, VICTORIA - 12 - 15 MARCH 2014

MEN MASTERS 1 TIME TRIAL

Table with 3 columns: Rank, Name, State/Territory, Time. Results include Matthew Mooney (NSW, 1:12.217), Jim Lewis (NSW, 1:12.415), and no medal awarded.

MEN MASTERS 2 TIME TRIAL

Table with 3 columns: Rank, Name, State/Territory, Time. Results include Jack Richards (QLD, 1:08.062), Bernardo Cecchele (WA, 1:10.833), Hamish Wright (QLD, 1:11.229), Joel McWhinney (SA, 1:11.493), Robert Bishop (NSW, 1:11.892), Oliver Dharma-Ratne (NSW, 1:12.167), Neil Hamey (QLD, 1:13.123), Procter Morris (NSW, 1:13.525), and Simon Flynn (WA, 1:14.248).

MEN MASTERS 3 TIME TRIAL

Table with 3 columns: Rank, Name, State/Territory, Time. Results include Gavin White (NSW, 50.849), Daniel Rickard (ACT, 51.094), Patrick Weinrauch (QLD, 51.660), Matthew Glanville (NSW, 51.711), Lou Pascuzzi (VIC, 52.047), John Eder (QLD, 52.048), Darryl Thorncraft (NSW, 52.224), Jayson Austin (NSW, 53.479), and Daniel Jackson (VIC, 53.621).

MEN MASTERS 4 TIME TRIAL

Table with 3 columns: Rank, Name, State/Territory, Time. Results include Ashley Elliott (QLD, 52.833), Alan Townsend (NSW, 53.021), Jeff Morris (NSW, 54.056), Michael Bailey (TAS, 54.097), Michael Clucas (VIC, 54.119), Wayne Hogben (SA, 55.370), Steven Gray (WA, 55.716), Carlo Cecchele (WA, 55.943), and Robert Moore (NSW, 56.125).

MEN MASTERS 5 TIME TRIAL

Table with 3 columns: Rank, Name, State/Territory, Time. Results include Geoff Stoker (NSW, 34.748), Roy Martin (TAS, 35.616), Karl Morris (QLD, 35.941), David Zdanowicz (SA, 35.966), Dino Apolito (VIC, 36.949), David Radzikiewicz (SA, 37.351), Richard Hood (VIC, 37.592), Geoffrey Baxter (NSW, 37.593), James Thornton (NSW, 38.731), and Steven Jones (ACT, 40.111).

MEN MASTERS 6 TIME TRIAL

Table with 3 columns: Rank, Name, State/Territory, Time. Results include Gary Mandy (NSW, 34.873), Lewis Marshall (QLD, 36.942), Michael Eastwood (TAS, 37.193), Anthony Mills (QLD, 38.224), David Peacock (SA, 38.233), Anton Wurzer (ACT, 38.347), Neil Matthews (NSW, 40.769), Peter Thornton (VIC, 42.498), John Paxton (VIC, 43.287), and David Thomas (VIC, 44.663).

MEN MASTERS 7 TIME TRIAL

Table with 3 columns: Rank, Name, State/Territory, Time. Results include David Willmott (NSW, 36.019), John Zivanovic (SA, 37.343), Paul McKay (NSW, 39.563), Malcolm Clasohm (SA, 40.363), and Alan Johnson (WA, 42.772).

MEN MASTERS 8 TIME TRIAL

Table with 3 columns: Rank, Name, State/Territory, Time. Results include John Dixon (WA, 38.704), Jim Veal (ACT, 39.766), Ron Hickson (QLD, 39.811), and Brian McGowan (VIC, 40.291).

MEN MASTERS 9 TIME TRIAL

Table with 3 columns: Rank, Name, State/Territory, Time. Results include Hugh Gray (NSW, 39.355), Glen Ion (QLD, 39.843), John Lewis (VIC, 41.427), and Daniel Ives (VIC, 42.705).

MEN MASTERS 10 TIME TRIAL

Table with 3 columns: Rank, Name, State/Territory, Time. Results include Neil Wray (VIC, 42.284), Rodney Wagner (NSW, 45.793), Desmond Kidd (NSW, 45.852), and Brian Kennedy (WA, 50.819).

WOMEN MASTERS 1 TIME TRIAL

Table with 3 columns: Rank, Name, State/Territory, Time. Results include Sharon Gordon (VIC, 43.397).

WOMEN MASTERS 2 TIME TRIAL

Table with 3 columns: Rank, Name, State/Territory, Time. Results include Rebecca Wheadon (WA, 38.260), Sue Ann Woodwiss (SA, 40.687), Simona Mayer (VIC, 41.393), Rebecca Sutherland (VIC, 42.542), Adelia Reyneke (WA, 42.592), and Jenny Bailey (TAS, 45.088).

WOMEN MASTERS 3 TIME TRIAL

Table with 3 columns: Rank, Name, State/Territory, Time. Results include Jessica Laws (VIC, 37.729), Janelle Smith (TAS, 38.571), Renee Covington (NSW, 39.591), Lee Johns (NSW, 40.752), Catherine Hooton (NSW, 40.869), Martinette Van Vuuren (NSW, 41.447), Helen Peniston (WA, 44.551), Sara Langridge (WA, 44.809), and Abbey-Leigh Dalton (SA, 47.411).

WOMEN MASTERS 4 TIME TRIAL

Table with 3 columns: Rank, Name, State/Territory, Time. Results include Kerry Knowler (ACT, 39.313), Kerrie Baumgartner (VIC, 40.252), Gabrielle Belz (VIC, 40.334), Megan Marsh (VIC, 41.286), Karen Thornton (NSW, 42.025), Megan Stevens (QLD, 42.237), Kirsten Bennett (NSW, 42.383), Kerri Maccini (SA, 43.429), and Sharee Faulkner (SA, 43.915).

2014 AUSTRALIAN RESULTS

AUSTRALIAN MASTERS TRACK CHAMPIONSHIPS MELBOURNE, VICTORIA - 12 - 15 MARCH 2014

WOMEN MASTERS 5 TIME TRIAL

1.Julie Barnett	QLD	39.931
2.Alison Dyson	WA	41.291
3.Helen Griffiths	QLD	41.833
4.Susan Challen	WA	42.171
5.Deborah Coullis	NSW	42.507
6.Patricia Rooke	ACT	45.201

WOMEN MASTERS 6 TIME TRIAL

1.Marian Renshaw	NSW	43.646
2.Janine McKinnon	SA	44.333
3.Jennifer Sammons	WA	44.369
4.Meriel Custance	SA	44.660

WOMEN MASTERS 8+ TIME TRIAL

1.Rosemary Hastings	NSW	46.966
---------------------	-----	--------

MEN MASTERS 1+2 SPRINT

1.Jack Richards	QLD
2.Hamish Wright	QLD
3.Jim Lewis	NSW
4.Francis Apikotoa	NSW

MEN MASTERS 3 SPRINT

1.Gavin White	NSW
2.Darryl Thorncraft	NSW
3.John Eder	QLD
4.Kevin Babakian	NSW

MEN MASTERS 4 SPRINT

1.Ashley Elliott	QLD
2.Anthony McIntosh	VIC
3.Allan Townsend	NSW
4.Jeff Morris	NSW

MEN MASTERS 5 SPRINT

1.Geoff Stoker	NSW
2.David Zdanowicz	SA
3.Roy Martin	TAS
4.Dino Apolito	VIC

MEN MASTERS 6 SPRINT

1.Gary Mandy	NSW
2.Lewis Marshall	QLD
3.Michael Eastwood	TAS
4.Anton Wurzer	ACT

MEN MASTERS 7 SPRINT

1.David Willmott	NSW
2.John Zivanovic	SA
3.Damien O'Neill	WA
4.Malcolm Clasohm	SA

MEN MASTERS 8 SPRINT

1.John Dixon	WA
2.Ron Hickson	QLD
3.Brian McGowan	VIC

MEN MASTERS 9+ SPRINT

1.Hugh Gray	NSW
2.John Lewis	VIC
3.Daniel Ives	VIC
4.Rodney Wagner	NSW

MEN'S TEAM SPRINT

1.Stoker/White/Smith	NSW	48.631
2.Townsend/Willmott/ Glanville	NSW	50.282
3.Radzikiewicz/Zdanowicz/ Peacock	SA	51.456
4.Martin/Eastwood/Bailey	TAS	50.997

WOMEN MASTERS 1+2 SPRINT

1.Rebecca Wheadon	WA
2.Simona Mayer	VIC
3.Sue Ann Woodwiss	SA
4.Adelia Reyneke	WA

WOMEN MASTERS 3 SPRINT

1.Jessica Laws	VIC
2.Janelle Smith	TAS
3.Lisa Hanley	VIC
4.Renee Covington	NSW

WOMEN MASTERS 4 SPRINT

1.Kerry Knowler	ACT
2.Gabrielle Belz	VIC
3.Megan Stevens	QLD
4.Sharee Faulkner	SA

WOMEN MASTERS 5 SPRINT

1.Julie Barnett	QLD
2.Alison Dyson	WA
3.Patricia Rooke	ACT

WOMEN'S TEAM SPRINT

1.Laws/Blez	VIC	38.726
2.Covington/Renshaw	NSW	40.124
3.Wheadon/Challen	WA	39.818
4.Griffiths/Barnett	QLD	41.391

MEN MASTERS 2 INDIV PURSUIT

1.Michael Gallagher	VIC	3:29.940
2.Rob Carlisle	TAS	3:44.783
3.Tom Leaper	VIC	3:33.763
4.Oliver Dharma-Ratne	NSW	3:39.166
5.Bernardo Cecchele	WA	3:40.106
6.Procter Morris	NSW	3:42.179
7.Adam Clements	QLD	3:44.309
8.Alex Arancibia	NSW	3:47.095
9.Neil Hamey	QLD	3:52.859

MEN MASTERS 3 INDIV PURSUIT

1.Jayson Austin	NSW	3:33.063
2.Robert Reid	QLD	3:38.953
3.Matthew Glanville	NSW	3:37.886
4.Rohan Andrew	VIC	3:42.781
5.Richard McArdle	NSW	3:41.471
6.Martin Lama	VIC	3:42.997
7.Steve Martin	VIC	3:48.317
8.Michael Ricciardi	WA	3:55.124

MEN MASTERS 4 INDIV PURSUIT

1.Andrew Patten	QLD	3:30.248
2.Harry Hanley	VIC	caught
3.Michael Clucas	VIC	3:41.768
4.Christopher Eichler	VIC	3:44.778
5.Paul Angelatos	ACT	3:42.920
6.Daniel Hennessy	NSW	3:45.504
7.Carlo Cecchele	WA	3:47.990
8.Anthony Collis	WA	3:48.513
9.Michael Bailey	TAS	3:51.406

MEN MASTERS 5 INDIV PURSUIT

1.David Zdanowicz	SA	2:25.742
2.Richard Hood	VIC	2:31.821
3.Mark Harris	ACT	2:29.409
4.Geoffrey Baxter	NSW	2:30.745
5.Walter Dapcich	VIC	2:31.509
6.Phil Jarvie	TAS	2:34.398
7.James Thornton	NSW	2:35.120
8.Keith Bennett	NSW	2:36.044
9.Michael Clement	NSW	2:40.201
10.Steven Jones	ACT	2:41.619

MEN MASTERS 6 INDIV PURSUIT

1.Lewis Marshall	QLD	2:26.060
2.Anthony Mills	QLD	2:27.775
3.Michael Eastwood	TAS	2:30.315
4.Peter Verhoeven	NSW	2:39.280
5.Anton Wurzer	ACT	2:34.921
6.Tim Feltham	VIC	2:37.841
7.Neil Matthews	NSW	2:38.274
8.Peter Thornton	VIC	2:58.413

MEN MASTERS 7 INDIV PURSUIT

1.Paul McKay	NSW	2:36.032
2.John Zivanovic	SA	2:36.848
3.Malcolm Clasohm	SA	2:36.641
4.Michael Lawson	NSW	2:41.679

MEN MASTERS 8 INDIV PURSUIT

1.Darrell Wheeler	NSW	2:37.232
2.Jim Veal	ACT	caught
3.Ron Hickson	QLD	2:46.799

MEN MASTERS 9 INDIV PURSUIT

1.Hugh Gray	NSW	2:51.326
2.John Lewis	VIC	3:01.048
3.Daniel Ives	VIC	2:58.062

MEN MASTERS 10 INDIV PURSUIT

1.Rodney Wagner	NSW	3:05.564
2.Brian Kennedy	WA	3:50.466

did not meet medal criteria

WOMEN MASTERS 1 INDIV PURSUIT

1.Leanne Davies	SA	2:41.966
-----------------	----	----------

WOMEN MASTERS 2 INDIV PURSUIT

1.Gemma Kernich	SA	2:40.131
2.Simone Alexander	NSW	2:40.417
3.Adelia Reyneke	WA	2:51.009
4.Rebecca Williamson	VIC	2:53.759
5.Michelle Scurr	VIC	2:55.306
6.Jenny Bailey	TAS	2:55.687

WOMEN MASTERS 3 INDIV PURSUIT

1.Lisa Hanley	VIC	2:29.212
2.Janelle Smith	TAS	caught
3.Sara Langridge	WA	2:50.888
4.Mariah Dastey	VIC	2:52.784
5.Martinette Van Vuuren	NSW	2:57.391
6.Abbey-Leigh Dalton	SA	3:05.021

WOMEN MASTERS 4 INDIV PURSUIT

1.Megan Marsh	VIC	2:40.054
2.Kerrie Baumgartner	VIC	2:40.095
3.Gabrielle Belz	VIC	2:46.324
4.Sharee Faulkner	SA	2:49.490
5.Kerri Maccini	SA	2:49.980
6.Kirsten Bennett	NSW	2:51.787

WOMEN MASTERS 5 INDIV PURSUIT

1.Helen Griffiths	QLD	2:42.861
2.Alison Dyson	WA	2:43.836
3.Deborah Coulls	NSW	2:46.959
4.Susan Challen	WA	2:50.319
5.Jennifer Campbell	VIC	3:25.328

WOMEN MASTERS 6 INDIV PURSUIT

1.Meriel Custance	SA	2:49.032
2.Jennifer Sammons	WA	2:49.961
3.Marian Renshaw	NSW	3:09.087

WOMEN MASTERS 8 INDIV PURSUIT

3.Rosemary Hastings	NSW	3:07.337
---------------------	-----	----------

MEN MASTERS 2 POINTS RACE

1.Rob Carlisle	TAS	38pts
2.Oliver Dharma-Ratne	NSW	32pts
3.Simon Flynn	WA	24pts
4.Hamish Wright	QLD	23pts
5.Alex Arancibia	NSW	15pts
6.Procter Morris	NSW	7pts
7.Adam Clements	QLD	1pt

MEN MASTERS 3 SCRATCH RACE

1.Robert Reid	QLD
2.Matthew Glanville	NSW
3.Patrick Weinrauch	QLD
4.Martin Lama	VIC
5.Steve Martin	VIC
6.Cam Woolcock	VIC
7.Jayson Austin	NSW
8.Michael Ricciardi	WA

2014 AUSTRALIAN RESULTS

AUSTRALIAN MASTERS TRACK CHAMPIONSHIPS MELBOURNE, VICTORIA - 12 - 15 MARCH 2014

MEN MASTERS 4 POINTS RACE

1.Andrew Patten	QLD	42pts
2.Daniel Hennessy	NSW	34pts
3.Christopher Eichler	VIC	17pts
4.Paul Angelatos	ACT	15pts
5.Alexander Preuss	QLD	8pts
6.Carlo Cecchele	WA	5pts
7.Anthony Collis	WA	1pt
8.John Czechowski	VIC	0pts

MEN MASTERS 5 POINTS RACE

1.Geoffrey Baxter	NSW	22pts
2.Mark Harris	ACT	19pts
3.Walter Dapcich	VIC	12pts
4.Phil Jarvie	TAS	9pts
5.Keith Bennett	NSW	2pts
6.Andre Clayden	QLD	2pts
7.Richard Hood	VIC	2pts
8.Michael Clement	NSW	1pt

MEN MASTERS 6 SCRATCH RACE

1.Gary Mandy	NSW
2.Lewis Marshall	QLD
3.Michael Eastwood	TAS
4.Donald Huyser	QLD
5.John Paxton	VIC
6.Anton Wurzer	Act
7.Tim Feltham	VIC
8.Peter Verhoeven	NSW

MEN MASTERS 7 SCRATCH RACE

1.Malcolm Clasohm	SA
2.Dave Gomer	SA
3.John Zivanovic	SA
4.Paul Mckay	NSW
5.Peter Ganss	VIC
6.Robert De Bernardi	VIC
7.Alan Johnson	WA
8.Michael Lawson	NSW

MEN MASTERS 8+ SCRATCH RACE

1.Jon Dixon	WA
2.Ron Hickson	QLD
3.Hugh Gray	NSW
4.David Gee	NSW
5.David Wohlers	VIC
6.Daniel Ives	VIC
7.John Lewis	VIC
8.Trevor Rollinson	VIC
9.Rodney Wagner	NSW

WOMEN MASTERS 1-3 SCRATCH RACE

1.Simone Alexander	NSW
2.Lisa Hanley	VIC
3.Janelle Smith	TAS
4.Kellie Hards	SA
5.Mariah Dastey	VIC
6.Gemma Kernich	SA
7.Rebecca Williamson	VIC
8.Adelia Reyneke	WA
9.Rebecca Sutherland	VIC
10.Jenny Bailey	TAS

WOMEN MASTERS 4-6 SCRATCH RACE

1.Gabrielle Belz	VIC
2.Kerrie Baumgartner	VIC
3.Alison Dyson	WA
4.Julie Barnett	QLD
5.Deborah Collus	NSW
6.Jennifer Sammons	WA
7.Megan Stevens	QLD
8.Meriel Custance	SA
9.Sharee Faulkner	SA
10.Marian Renshaw	NSW

AUSTRALIAN MTB CHAMPIONSHIPS BRIGHT, VICTORIA - 6 - 10 MARCH 2014

XCO ELITE MEN

1.Daniel McConnell	VIC	1:49:14.8
2.Jared Graves	QLD	1:50:38.5
3.Mark Tupalski	ACT	1:53:05.4
4.Andrew Blair	ACT	1:53:54.8
5.Adrian Jackson	VIC	1:54:53.8
6.Dylan Cooper	ACT	1:56:11.8
7.Brendan Johnston	ACT	1:57:46.5
8.Sam Chancellor	VIC	1:59:53.8
9.Jason English	NSW	2:00:21.5
10.Nicolas Morgan	VIC	2:00:40.4

XCO U23 MEN

1.Cameron Ivory	NSW	1:33:02.9
2.Jack Haig	VIC	1:33:36.1
3.Michael Crosbie	VIC	1:34:57.0
4.Kyle Ward	NSW	1:35:44.7
5.Chris Hamilton	VIC	1:36:05.5
6.Ben Forbes	QLD	1:36:20.4
7.Christopher Aitken	NSW	1:40:12.5
8.Scott Bowden	TAS	1:42:12.6
9.Ben Comfort	ACT	1:42:59.9
10.Tasman Nankervis	VIC	1:43:48.8

XCO U19 MEN

1.Reece Tucknott	WA	1:16:49.1
2.Mitchell Greenway	VIC	1:17:54.1
3.Felix Smalley	VIC	1:20:28.5
4.Luke Brame	NSW	1:21:57.3
5.Guy Frail	NSW	1:22:56.2
6.Michael Potter	NSW	1:23:27.3
7.Callum Carson	NSW	1:24:52.8
8.Alex Lack	TAS	1:24:58.5
9.Tynan Cox	QLD	1:25:39.2
10.Harrison Ernst	VIC	1:26:05.8

XCO ELITE WOMEN

1.Rebecca Henderson	ACT	1:46:06.0
2.Peta Mullens	VIC	1:47:05.2
3.Jenni King	QLD	1:47:54.2
4.Tory Thomas	VIC	1:50:15.1
5.Rowena Fry	TAS	1:50:38.9
6.Jodie Willett	QLD	1:50:44.4
7.Jenny Fay	ACT	1:54:20.5
8.Therese Rhodes	SA	1:57:20.7
9.Melissa Anset	VIC	1:58:08.9
10.Rebecca Locke	VIC	1:59:48.0

XCO U23 WOMEN

1.Holly Harris	NSW	1:32:18.3
2.Emily Parkes	NSW	1:32:39.8

XCO U19 WOMEN

1.Megan Williams	QLD	1:20:02.4
2.Ellie Wale	VIC	1:24:18.1

DH ELITE MEN

1.Troy Brosnan	SA	3:42.90
2.Connor Fearon	SA	3:45.14
3.Jack Moir	NSW	3:49.32
4.Todd Madsen	WA	3:56.16
5.Mick Hannah	QLD	3:56.29
6.David McMillan	ACT	3:57.18
7.Liam Panozzo	VIC	3:57.85
8.Oliver Zwar	VIC	3:58.59
9.Ben Power	QLD	4:02.01
10.Graeme Mudd	NSW	4:02.10

DH U19 MEN

1.Andrew Crimmins	NSW	3:50.95
2.Aiden Varley	VIC	3:57.71
3.Max Warshawsky	QLD	4:00.17
4.Jackson Davis	VIC	4:01.28
5.Benjamin Dengate	ACT	4:04.36
6.Matthew McCorkell	ACT	4:09.22
7.Dan Booker	TAS	4:12.74
8.Cody Love	NT	4:17.88
9.Dru Berryman	VIC	4:18.38
10.Alec Reid	NSW	4:19.78

DH ELITE WOMEN

1.Tracey Hannah	QLD	4:22.44
2.Emma McNaughton	NSW	4:58.35
3.Shelley Flood	SA	5:01.93
4.Danielle Beecroft	NSW	5:05.12
5.Michelle Crisp	NSW	5:06.46
6.Kellie Weinert	NSW	5:22.54
7.Silja Stadler	SUI	5:39.32
8.Ronja Hill-Wright	ACT	5:41.03
9.Philippa Rostan	NSW	6:31.37
10.Victoria Armstrong	ACT	5:26.92

DH U19 WOMEN

1.Tegan Molloy	NSW	5:21.54
2.Ellie Wale	NSW	5:44.57

XCE ELITE MEN

1.Jared Graves	QLD	1:30.25
2.Lewis Cressy	ACT	1:33.86
3.Cameron Ivory	NSW (U23)	1:34.03
4.Daniel McConnell	VIC	1:35.24
5.Tristan Ward	NSW (U23)	1:37.16
6.Sebastian Jayne	VIC (U23)	1:37.20
7.Andrew Blair	ACT	1:37.39
8.Aiden Stewart	QLD	1:38.11
9.Jack Lavis	ACT (U23)	1:38.54
10.Kyle Ward	NSW (U23)	1:38.69

XCE U19 MEN

1.Simon Harrington	VIC	1:34.34
2.Luke Brame	NSW	1:35.86
3.Felix Smalley	VIC	1:36.76
4.Jayden Ward	NSW	1:37.79
5.Connor Mackne	NSW	1:41.42
6.Foley Lachal	VIC	1:41.81
7.Dean Madden	QLD	1:42.21
8.Alex Lack	TAS	1:42.45
9.Reece Tucknott	WA	1:43.16
10.Ben Lack	TAS	1:44.12

XCE ELITE WOMEN

1.Rowena Fry	TAS	1:46.81
2.Emily Parkes	ACT (U23)	1:49.40
3.Peta Mullens	VIC	1:51.32
4.Kylie Webb	ACT	1:53.25
5.Holly Harris	NSW (U23)	1:53.43
6.Jenni King	VIC	1:56.43
7.Ellie Wale	VIC (U19)	1:57.77
8.Jenny Fay	ACT	2:00.54

2014

AUSTRALIAN RESULTS

MOUNTAIN BIKE MARATHON CHAMPIONSHIPS

MT JOYCE, QUEENSLAND - 6 APRIL 2014

MARATHON ELITE MEN

1.Andrew Blair	NSW	3:43:20
2.Shaun Lewis	SA	3:51:31
3.Adrian Jackson	VIC	3:53:22
4.Jason English	NSW	3:54:02
5.Dylan Cooper	ACT	4:02:07
6.Cory Wallace	CAN	4:09:45
7.Jeff Rubach	QLD	4:10:38
8.Murray Spink	VIC	4:13:10
9.Michael England	QLD	4:14:52
10.Steven Cusworth	VIC	4:16:21

MARATHON ELITE WOMEN

1.Jenny Fay	GBR	4:37:09
2.Melissa Anset	VIC	4:45:35
3.Therese Rhodes	SA	5:02:20
4.Imogen Smith	QLD	5:05:28
5.Naomi Williams	VIC	5:20:44
6.Eliza Kwan	ACT	5:29:23
7.Maggie Synge	QLD	5:35:00

AUSTRALIAN CYCLO-CROSS CHAMPIONSHIPS

ADELAIDE, SOUTH AUSTRALIA - 2 AUGUST 2014

ELITE MEN

1.Chris Jongewaard	SA	59:34
2.Allan Iacuone	VIC	+0:37
3.Paul Redenbach	VIC	+0:56
4.Peter Hatton	WA	+2:05
5.Adrian Jackson	VIC	+2:23
6.Cameron Bayly	SA	+2:45
7.Jade Lean	SA	+2:56
8.Russell Collett	VIC	+3:10
9.Lewis Ratray	VIC	+3:51
10.Brad Clarke	VIC	+3:57

MEN U23

1.Tom Chapman	SA	49:06
2.Scott Bowden	TAS	+0:01
3.Ben Bradley	TAS	+0:03
4.Christopher Aitken	NSW	+0:05
5.Jack Hogan	SA	+1:13
6.Hamish Tynan	SA	+1:23
7.Tasman Nankervis	VIC	+1:29
8.Tom Goddard	SA	+1:50
9.Chris Harper	SA	+5:06

JUNIOR U19 MEN

1.Liam Jefferies	VIC	35:44
2.Michael Potter	NSW	+0:58
3.Nicholas Smith	NSW	+1:21
4.Noah Barrow	NSW	+2:25
5.Tom Green	NSW	+3:29
6.Yannik Frank	QLD	+3:46
7.Marco Oampo	SA	+6:04
8.Che Thomas	SA	+6:44

MASTERS MEN 30+

1.Mathew Gray	VIC	52:18
2.Josh Smith	SA	+0:28
3.Adrian Scott	SA	+1:38
4.Shaun Cash	SA	+2:20
5.Carl Fokkema	NSW	+2:22
6.Nicholas Edwards	VIC	+2:23
7.Allister Payne	VIC	+2:24
8.Paul Aubrey	ACT	+2:34
9.Tom Freeman	SA	+4:03
10.Ben Plush	SA	+5:11

MASTERS MEN 40+

1.Danny Kah	VIC	47:08
2.Mark Mos	VIC	+0:05
3.Evan James	SA	+0:59
4.Jason Tattersall	SA	+1:14
5.Jerry Van Der Pol	SA	+1:34
6.Ben Healey	VIC	+1:35
7.Paddy Oliver	VIC	+2:12
8.John Czechowski	VIC	+2:35
9.Phillip Gray	NSW	+2:54
10.Stuart Carson	WA	+2:55

MASTERS MEN 50+

1.Craig Peacock	VIC	38:28
2.Patrick Denis	ACT	+1:18
3.Les Heap	QLD	+2:00
4.Bruce Wilson	SA	+4:52
5.Mark Gregory	SA	
6.Colin Ware-Lane	SA	
7.Jude Scarborough	SA	-1 lap
8.Andrew Welch	SA	-1 lap

ELITE WOMEN

1.Lisa Jacobs	VIC	38:18
2.Terri Rhodes	VIC	+1:56
3.April McDonough	VIC	+1:57
4.Melissa Anset	VIC	+2:50
5.Josie Simpson	VIC	+3:40
6.Carla Franson	SA	+4:14 (U23)
7.Gemma Kernich	SA	+5:29
8.Stacey Riedel	SA	+6:52 (U23)
9.Bianca Pickett	VIC	+7:26
10.Jaclyn Schapel	SA	+7:30

WOMEN U23

1.Carla Franson	SA
2.Stacey Riedel	SA

MASTERS WOMEN 30+

1.Jaclyn Schapel	SA	37:10
2.Anna Puckridge	SA	+0:36
3.Catherine-Seal Yates	SA	+1:04
4.Sorcha Flett	SA	+1:25
5.Aimee Reid	SA	+1:44
6.Aurelia Strozik	SA	+2:06
7.Michelle Crick	SA	+3:32
8.Nicole Chaffey	SA	+4:58
9.Kara Turner	SA	+5:22
10.Virginia Riches	SA	+8:01

MASTERS WOMEN 40+

1.Gemma Kernich	SA	34:26
2Annabel Cox	SA	+0:16
3.Diane Lily Nelson	VIC	+1:09
4.Kelly Robinson	SA	+2:24
5.Bianca Pickett	VIC	+4:33
6.Heather Barclay	SA	+5:23
7.Sandra Ladyman	SA	+5:33
8.Melinda Symon	QLD	+5:53
9.Lisa Smith	SA	+6:10
10.Christine Carter	NSW	+7:42

MASTERS WOMEN 50+

1.Sharon Heap	QLD	34:20
2.Julia Massey	SA	+9:50

2014 AUSTRALIAN RESULTS

2013 NATIONAL ROAD SERIES

ELITE MEN		
1.Jack Haig, Huon Salmon-Genesys Wealth Advisers Pro Cycling Team	85	points
2.Nathan Earle, Huon Salmon-Genesys Wealth Advisers Pro Cycling Team	83	points
3.Jack Anderson, Budget Forklifts	60	points
4.Alex Edmondson, Euride Racing	53	points
5.Samuel Horgan, Budget Forklifts	47	points
6.Jai Crawford, Huon Salmon-Genesys Wealth Advisers Pro Cycling Team	43	points
7.Anthony Giacoppo, Huon Salmon-Genesys Wealth Advisers Pro Cycling Team	36	points
8.Joseph Cooper, Huon Salmon-Genesys Wealth Advisers Pro Cycling Team	31	points
9.Harry Carpenter, Euride Racing	29	points
10.Darren Laphorne, Drapac Cycling	27	points

ELITE WOMEN		
1.Katrin Garfoot, Jayco/Apollo VIS Women's Road Team		
2.Ruth Corset, Pensar SPM Racing		
3.Felicity Wardlaw, Bicycle Superstore		
4.Rebecca Wiasak, Suzuki Bontrager		
5.Miranda Griffiths, Holden Women Cycling Team		
6.Jessica Mundy, Jayco/Apollo VIS Women's Road Team		
7.Chloe McConville Jayco/Apollo VIS Women's Road Team		
8.Grace Sulzberger, Team Polygon Australia		
9.Jenelle Crooks, Pensar SPM Racing		
10.Amy Cure, Team Polygon Australia		

MEN'S TEAM		
1.Huon Salmon-Genesys Wealth Advisers Pro Cycling Team	232	pts
2.Budget Forklifts	168	pts
3.Euride Racing	126	pts
4.Drapac Cycling	122	pts
5.Search2retain p/b health.com.au	75	pts
6.CharterMason Drapac Development Team	55	pts
7.Satalyst Giant Racing Team	39	pts
8.Pro Team Downunder	38	pts
9.African Wildlife Safaris Cycling Team	38	pts
10.Racing Kangaroos Cycling Development Program	31	pts

WOMEN'S TEAM		
1.Pensar SPM Racing	175	pts
2.Suzuki Bontrager	92	pts
3.Holden Women Cycling Team	87	pts
4.Bicycle Superstore	77	pts
5.Jayco/Apollo VIS Women's Road Team	65	pts
6.Team Bikebug	59	pts
7.Team Polygon Australia	34	pts
8.BOSS Racing Team	25	pts
9.Specialized Securitör	24	pts
10.Building Champions Squad	21	pts

2014 U19 NATIONAL ROAD SERIES

U19 MEN		
1.Michael Storer	WA	24 pts
2.Lucas Hamilton	VIC	23 pts
3.Daniel Fitter	QLD	14 pts
4.Callum Scotson	SA	11 pts
5.Jai Hindley	WA	9 pts
6.Angus Lyons	VIC	8 pts
7.Jordan Stannus	VIC	7 pts
8.Alexander Porter	SA	6 pts
9.Mathew Ross	VIC	5 pts
10.Joel Yates	NZL	5 pts

U19 WOMEN		
1.Macey Stewart	TAS	32 pts
2.Alexandra Manly	SA	28 pts
3.Anna-Leeza Hull	NSW	23 pts
4.Josie Talbot	NSW	10 pts
5.Jessica Pratt	QLD	10 pts
6.Lauren Perry	TAS	9 pts
7.Georgia Catterick	NZL	5 pts
8.Lydia Rippon	NZL	4 pts
9.Amy Cundy	QLD	3 pts
10.Hollee Simons	NSW	2 pts

2013-2014 NATIONAL JUNIOR TRACK SERIES

UNDER 17 MEN			
1.Cameron Scott	NSW	131	points
2.Ryan Schilt	VIC	115	points
3.Kallum Parlevliet	VIC	73	points
4.Conor Rowley	VIC	48	points
5.Samuel Maney	TAS	47	points
6.Hayden Dicocco-Grant	TAS	41	points
7.Joshua Toovey	NSW	37	points
8.David Currie	VIC	32	points
9.James Tickner	VIC	32	points
10.Thomas McDonald	VIC	31	points

UNDER 15 MEN			
1.Mitchell Wright	NSW	181	points
2.Ronin Munro	TAS	105	points
3.Zachary Marshall	NSW	103	points
4.Tom Lynch	NSW	52	points
5.Nathan Bof	VIC	47	points
6.Johannes Beitzel	ACT	37	points
7.Thomas Cornish	NSW	37	points
8.Graeme Frislie	VIC	36	points
9.Maximilian Stewart	NSW	34	points
10.Angus Collins	VIC	32	points

UNDER 17 WOMEN			
1.Ruby Roseman-Gannon	VIC	111	points
2.Nicola Macdonald	NSW	64	points
3.Brooke Tucker	QLD	63	points
4.Brit Jackson	VIC	57	points
5.Amelia Follett	NSW	47	points
6.Chelsea Oaten	NSW	43	points
7.Kate Branson	SA	40	points
8.Natasha Mullany	NSW	39	points
9.Chloe Heffernan	NSW	39	points
10.Kristina Clonan	QLD	37	points

UUNDER 15 WOMEN			
1.Sarah Gigante	VIC	162	points
2.Georgia Cummings	VIC	147	points
3.Lucie Fityus	NSW	55	points
4.Olivia Wheeler	SA	51	points
5.Anya Louw	TAS	50	points
6.Emily Hardcastle	QLD	45	points
7.Chelsea Snodgrass	QLD	43	points
8.Courtney Patterson	QLD	37	points
9.Claudia Jackson	NSW	36	points
10.Alana Field	VIC	36	points

2014 NATIONAL CYCLO-CROSS SERIES

MEN		
1.Chris Jongewaard	SA	485 pts
2.Adrian Jackson	VIC	465 pts
3.Paul Redenbach	VIC	416 pts
4.Christopher Aitken	NSW	352 pts
5.Garry Millburn	NSW	314 pts
6.Tom Chapman	SA	288 pts
7.Jade Lean	SA(40+)	283 pts
8.Lewis Rattray	VIC	267 pts
9.Shaun Lewis	SA	264 pts
10.Peter Hatton	NSW	255 pts

WOMEN		
1.April McDonough	VIC	475 pts
2.Melissa Anset	VIC	460 pts
3.Josie Simpson	VIC(40+)	388 pts
4.Gemma Kernich	SA	323 pts
5.Diane Nelson	VIC(40+)	319 pts
6.Lisa Jacobs	VIC	300 pts
7.Kelly Robinson	SA(40+)	280 pts
8.Kate Swain	WA	175 pts
9.Sharon Heap	QLD(40+)	169 pts
10.Penny Hosken	VIC	160 pts

TEAM LISTINGS

COMMONWEALTH GAMES GLASGOW, SCOTLAND 23 JULY - 3 AUGUST 2014

TRACK

MEN

Jack	Bobridge	SA
Luke	Davison	NSW
Alexander	Edmondson	SA
Matthew	Glaetzer	SA
Nathan	Hart	ACT
Peter	Lewis	SA
Glenn	O'Shea	SA
Shane	Perkins	SA
Miles	Scotson	SA
Scott	Sunderland	SA

WOMEN

Amy	Cure	TAS
Annette	Edmondson	SA
Melissa	Hoskins	WA
Anna	Meares OAM	SA
Stephanie	Morton OAM	SA

ROAD

MEN

Simon	Clarke	VA
Rohan	Dennis	SA
Luke	Durbridge	WA
Caleb	Ewan	NSW
Nathan	Haas	ACT
Michael	Hepburn	QLD
Mark	Renshaw	NSW

WOMEN

Tiffany	Cromwell	SA
Gracie	Elvin	ACT
Katrin	Garfoot	QLD
Shara	Gillow	QLD
Chloe	Hosking	ACT

MTB

MEN

Andrew	Blair	ACT
Cameron	Ivory	NSW
Daniel	McConnell	VIC

WOMEN

Rebecca	Henderson	ACT
Peta	Mullens	VIC
Tory	Thomas	VIC

PARA-CYCLING

MEN

Thomas	Clarke	ACT	Pilot for Kennedy
Paul	Kennedy	ACT	
Kieran	Modra AM	SA	
Jason	Niblett	SA	Pilot for Modra

WOMEN

Breanna	Hargrave	SA	Pilot for O'Connor
Felicity	Johnson OAM	SA	
Brandie	O'Connor	ACT	
Holly	Takos	SA	Pilot for Johnson

OFFICIALS

Paul	Brosnan	SA	Manager
Kevin	Tabotta	SA	Assistant Manager/Head Coach
Bradley	McGee OAM	NSW	Coach - Mens Road
Martin	Barras	VIC	Coach - Womens Road
Gary	Sutton OAM	SA	Coach - Womens Track Endurance
Matthew	Gilmore	TAS	Coach - Track Endurance
Donna	Dall	QLD	Coach - Mountain Bike
Peter	Day	QLD	Coach - Para-cycling
Benjamin	Cook	SA	Assistant Coach - Para-Cycling
Michael	Winter	SA	Mechanic
John	Keegan	Ireland	Mechanic
Wayne	Nichols	VIC	Mechanic
Gary	Wolff	USA	Mechanic (MTB)
Mark	Fisher	SA	Medical Doctor
David	Hayes	SA	Physiotherapist/Soigneur
Daniel	Clarke	VIC	Soft Tissue Therapist/Soigneur
Berthy	May	SA	Soft Tissue Therapist/Soigneur
Emma	Barton	SA	Sport Science- Performance Analysis

TRACK WORLD CHAMPIONSHIPS CALI, COLOMBIA 26 FEBRUARY - 1 MARCH 2014

MEN

Luke	Davison	NSW
Alex	Edmondson	SA
Daniel	Ellis	SA
Matt	Glaetzer	SA
Mitchell	Mulhern	QLD
Glenn	O'Shea	SA
Shane	Perkins	SA
Miles	Scotson	SA

WOMEN

Ashlee	Ankudinoff	NSW
Amy	Cure	SA
Annette	Edmondson	SA
Melissa	Hoskins	WA
Isabella	King	WA
Anna	Meares OAM	SA
Stephanie	Morton OAM	SA

OFFICIALS

Kevin	Tabotta	SA	National Performance Director
Paul	Brosnan	SA	Team Manager
Matt	Gilmore	TAS	Coach
Tim	Decker	SA	Coach
Gary	Sutton OAM	SA	Coach
Gary	West	SA	Coach
Michael	Winter	SA	Mechanic
John	Keegan	Ireland	Mechanic
Mark	Fisher	SA	Doctor
Patrick	Custance	SA	Physiotherapist
Berthy	May	SA	Soigneur
Danny	Clarke	VIC	Soigneur
Emma	Barton	SA	Sports Science
Jason	Bartram	SA	Sports Science
Amy	McCann	VIC	Media

TEAM LISTINGS

ROAD WORLD CHAMPIONSHIPS PONFERRADA, SPAIN 21-28 SEPTEMBER 2014

ELITE MEN		
Simon	Clarke	VIC
Rohan	Dennis	SA
Cadel	Evans	VIC
Simon	Gerrans	VIC
Adam	Hansen	QLD
Heinrich	Haussler	NSW
Mathew	Hayman	NSW
Michael	Matthews	ACT
Rory	Sutherland	ACT

U23 MEN		
Alexander	Clements	TAS
Caleb	Ewan	NSW
Campbell	Flakemore	TAS
Jack	Haig	VIC
Robert	Power	WA
Samuel	Spokes	NSW

ELITE WOMEN		
Tiffany	Cromwell	SA
Katrin	Garfoot	QLD
Rachel	Neylan	SA
Loren	Rowney	QLD
Carlee	Taylor	SA
Elizabeth	Williams	VIC

JUNIOR MEN		
Lucas	Hamilton	VIC
Jai	Hindley	WA
Michael	Storer	WA
James	Thompson	QLD

JUNIOR WOMEN		
Anna-Leeza	Hull	NSW
Alexandra	Manly	SA
Macey	Stewart	TAS

OFFICIALS			
Kevin	Tabotta	SA	National Performance Director
Greg	Boorer	ACT	Team Manager
Bradley	McGee OAM	NSW	Coach (Elite Men)
Brian	Stephens	ACT	Coach (Elite Men)
Martin	Barras	VIC	Coach (Elite Women)
James	Victor	SA	Coach (U23 Men)
David	Sanders	VIC	Coach (U19 Men)
Donna	Rae-Szalinski	VIC	Coach (U19 Women)
Andrzej	Pozak	Poland	Mechanic (Elite Men)
Xavier	Remon Arana	Spain	Mechanic (Elite Men)
Wayne	Nichols	VIC	Mechanic (Elite Women)
Patrick	Ryan	VIC	Mechanic (Elite Women)
John	Keegan	Ireland	Mechanic (U23 Men)
Will	Dickeson	SA	Mechanic (U19 Men)
Mark	Fisher	SA	Doctor
David	Hayes	SA	Physiotherapist
Asier	Atxa	Spain	Soigneur (Elite Men)
Danny	Clarke	VIC	Soigneur (Elite Men)
Sandra	Nihodnae	Spain	Soigneur (Elite Men)
Goretti	Font	Spain	Soigneur (Elite Women)
Russel	Lenhoff	NSW	Soigneur (Elite Women)
Mattia	Bizzaro	Italy	Soigneur (U23 Men)
Andrew	Gerrans	VIC	Chiropractor
Paolo	Menaspa	Italy	Sports Scientist (U23 Men)
Sarah	Blake	NZ	Road Administrator
Garikoytz	Atxa	Spain	Bus Driver

BMX WORLD CHAMPIONSHIPS ROTTERDAM, NETHERLANDS 23-27 JULY 2014

MEN - ELITE		
Josh	Callan	VIC
Anthony	Dean	SA
Bodi	Turner	VIC
Sam	Willoughby	SA

WOMEN - ELITE		
Caroline	Buchanan	ACT
Rachel	Jones	NSW
Melinda	McLeod	QLD
Lauren	Reynolds	WA

MEN - U19		
Max	Cairns	VIC
Tristyn	Kronk	QLD
Kai	Sakakibara	NSW
Brandon	Te Hiko	VIC

OFFICIALS			
Rik	Fulcher	NSW	Team Manager
Wade	Bootes	QLD	Coach
Paul	Sales	QLD	Assistant Coach

JUNIOR TRACK WORLD CHAMPIONSHIPS GWANGMYEONG, KOREA 8-12 AUGUST 2014

MEN		
Jay	Castles	VIC
Braeden	Dean	VIC
Jack	Edwards	NSW
Daniel	Fitter	QLD
Alex	Porter	SA
Callum	Scotson	SA
Sam	Welsford	WA

WOMEN		
Courtney	Field	VIC
Alexandra	Manly	SA
Danielle	McKinnirey	SA
Lauren	Perry	TAS
Sheridan	Spark	QLD
Macey	Stewart	TAS
Josie	Talbot	NSW

OFFICIALS			
Rik	Fulcher	NSW	Team Manager
Clayton	Worthington	WA	Coach
Hilton	Clarke	VIC	Coach
Belinda	Goss	VIC	Coach
Alanna	Martin	TAS	Sports Science
Michael	Winter	SA	Mechanic
Carl	Brewer	VIC	Mechanic

PARA-CYCLING TRACK WORLD CHAMPIONSHIPS AGUASCALIENTES, MEXICO 10-13 APRIL 2014

MEN			
Alistair	Donohoe	C5	VIC
Matt	Formston	B	NSW
Mick	Curran	Pilot for Formston	NSW
Michael	Gallagher OAM	C5	VIC
Paul	Kennedy	B	ACT
Tom	Clarke	Pilot for Kennedy	ACT
Kieran	Modra AM	B	SA
Jason	Niblett	Pilot for Modra	SA
David	Nicholas OAM	C3	QLD

WOMEN			
Alexandra	Green	C4	NSW
Felicity	Johnson OAM	B	SA
Holly	Takos	Pilot for Johnson	SA

Simone	Kennedy	C3	NSW
Brandie	O'Connor	B	ACT
Breanna	Hargrave	Pilot for O'Connor	SA
Sue	Powell OAM	C4	ACT
Jayme	Richardson	C1	NSW

OFFICIALS			
Murray	Lydeamore OAM	SA	Team Manager
Peter	Day	QLD	Coach
Ben	Cook	SA	Coach
Tom	Skulander	NSW	Coach
Nick	Formosa	QLD	Coach
Peter	Giessauf	SA	Mechanic
Michael	Winter	SA	Mechanic
Peter	Steggall	VIC	Physiotherapist
Berthy	May	SA	Soigneur

PARA-CYCLING ROAD WORLD CHAMPIONSHIPS GREENVILLE, USA 29 AUGUST - 1 SEPTEMBER 2014

MEN			
Nigel	Barley	H3	WA
Michael	Curran	Pilot for Formston	NSW
Alistair	Donohoe	C5	VIC
Matt	Formston	B	NSW
Michael	Gallagher OAM	C5	VIC
David	Nicholas OAM	C3	QLD
Craig	Parsons	H1	WA
Stuart	Tripp	H4	VIC

WOMEN			
Carol	Cooke OAM	T2	VIC
Alexandra	Green	C4	NSW
Sue	Powell OAM	C4	ACT
Jayme	Richardson	C1	NSW
Bianca	Woolford	T1	SA

OFFICIALS			
Murray	Lydeamore OAM	SA	Team Manager
Peter	Day	QLD	Head Coach
Nick	Formosa	QLD	Coach
Paul	Martens	QLD	Coach
Tom	Skulander	NSW	Coach
Dan	Brent	NSW	Mechanic
Peter	Giessauf	SA	Mechanic
Peter	Steggall	VIC	Physiotherapist
Eliza	Kwan	ACT	Massage Therapist

OFFICE BEARERS AND STAFF

AS AT 1 OCTOBER 2014

PATRON Peter Bartels AO

BOARD OF MANAGEMENT

(Appointed 15 September 2014)

President / Chairperson	Malcolm Speed
Director	David Ansell
Director	Matthew Dever
Director	Linda Evans
Director	Leeanne Grantham
Director	Anthony Griffin
Director	Justin Quill
Appointed Director	Gerry Ryan OAM

STATE PRESIDENTS

Australian Capital Territory	Adrian Marshall
New South Wales	Tony Green
Northern Territory	Mandy Hargreaves
Queensland	Mike Victor OAM
South Australia	Lynette Collins
Tasmania	Noel Pearce
Victoria	Glen Pearsall
Western Australia	Daniel o'Donoghue

ADMINISTRATION STAFF

Chief Executive Officer	Melinda Tarrant (Acting)
Chief Operating Officer	Melinda Tarrant

FINANCE

National Manager – Finance	Joanne Cameron
Accounts Officer	Sylvia Dunn

MEMBERSHIP

Administrator	Liz Tonini
Administrator	Carly Lennon
Administrator	Todd Pengilly
Administrator	Dean Coxall

SPORT DEPARTMENT

General Manager	
– Participation & AustCycle	Gareth Watkins
National Manager	
– Coaching & Development	Brendan Moriarty
National Manager – Sport	Sean Muir
Participation Coordinator	Alexandra Bright

MARKETING & COMMUNICATIONS

National Manager Communications	Amy McCann
Executive – Marketing & Communications	Claire Brinkley
Media Officer	Lucy Hinchey

EVENTS

General Manager – Events	Steve Peterson
Project Manager	Karin Jones (KSJ Events)
Project Manager	Adam Smith
Workforce Manager	Jenn Dwyer
Logistics Manager	Chris Ball

HIGH PERFORMANCE STAFF

National Performance Director	Kevin Tabotta
General Manager, High Performance	Paul Brosnan
Para-cycling Performance Director	Peter Day
National Junior Director	Matthew Gilmore
Finance & Anti-Doping Manager	Sonya Simpson
Sponsorship Manager	Paula Barras
Athlete & Coach Pathways Coordinator	Joshua Sear
Performance Services Manager	Andy Warr
Physical Therapies Coordinator	David Hayes*
Soigneur / Soft Tissue Therapist	Berthy May*
Strength & Conditioning Coordinator	
– Track	Scott Baker
Executive Administrator	Lyriane Beuzeville
Senior Program Administrator	Kenny Dudek
Program Administrator	Nicole Thomson
Italian Base Coordinator/Road	
Administrator	Sarah Blake
Sports Medicine/Team Doctor	Dr Mark Fisher
Sports Psychologist	John Baranoff*
Sports Psychologist (BMX)	Eric Haakensen*
Performance Analyst	Alec Buttfeld
Nutritionist	Olivia Warnes
Sports Science – Women's Track	
Endurance	Vacant
Sports Scientists	Jason Bartram
	Dr Kristie Lee-Taylor
	Nicholas Flyger
	Paolo Menaspa
	Murray Lydeamore OAM
	Bryan Hayes
	Will Dickeson
	John Keegan
	Wayne Nichols
	Patrick Ryan
	Michael Winter

* AIS employed (CA endorsed)

NATIONAL COACHES

Head Coach	Kevin Tabotta (all HP disciplines)
Track Sprint	Gary West (Senior Coach), Nick Flyger (Assistant Coach), Alex Bird (Scholarship Coach)
Track Endurance	Ian McKenzie (Senior Endurance Coach), Matthew Gilmore (Omnium/Bunch Start Coach/ Junior Director), Tim Decker (Men's Track Endurance), Gary Sutton OAM (Women's Track Endurance Coach)
Men's Road	Brad McGee (National Director), Brian Stephens (Assistant Director)
Men's U23 Road	James Victor (Coach)
Women's Road	Martin Barras (Senior Coach), Gene Bates (Assistant Coach)
BMX	Wade Bootes (Senior Coach), Paul Sales (Assistant Coach/National Junior Coach)
Junior Track	Matthew Gilmore (Senior Coach), Clay Worthington (Endurance Coach), Hilton Clarke (Sprint Coach)
Junior Road	Matthew Gilmore (Senior Coach), David Sanders (Men's Coach), Donna Rae-Szalinski (Women's Coach)
Para-cycling	Peter Day (Senior Coach), Tom Skulander (Assistant Coach)
MTB	Donna Dall (Coach)

NATIONAL SELECTORS

Track	Mark Fulcher (Elected), Murray Hall (Elected), Kevin Tabotta (NPD) and Coaches: Gary West (Sprint) & Ian McKenzie (Endurance); Tim Decker (Endurance Men); Gary Sutton (Endurance Women) & Matthew Gilmore (U19 Men/Women)
Road	Rik Fulcher (Elected), Brian Stephens (Elected), Kristy Scrymgeour (Women - Independent), Kevin Tabotta (NPD) and coaches: Brad McGee (Men), Martin Barras (Women), James Victor (U23), Andrew Christie-Johnson (U23 - Independent), Matthew Gilmore (U19 Men/Women), Dave Sanders (U19 Men), Donna Rae-Szalinski (U19 Women)
Para-cycling	Peter Day (Coach), Glenn Doney (Elected), Ben Cook (Elected), Kevin Tabotta (NPD)

NATIONAL TEAM MANAGERS

Commonwealth Games	Paul Brosnan
Road	Greg Boorer
Track	Paul Brosnan
BMX	Rik Fulcher
Junior Track	Rik Fulcher
Para-cycling	Murray Lydeamore OAM

BUSINESS PARTNERS

Auditor	Pitcher Partners
Insurance	V Insurance / Savannah
Solicitors	Lander & Rogers
Bank	Commonwealth

COMMISSIONS

ROAD COMMISSION

Chairperson	Jon Leighton
Member	John Craven
Member	Rik Fulcher
Member	Kipp Kaufmann
Member	Stuart Shaw
Co-opted Member	Michael Hands
Co-opted Member	Donna Rae-Szalinski
Coach	David Sanders
Ex Officior	Steve Peterson
Coordinator	Sean Muir

COACHING COMMISSION

Member	John Armstrong
Member	Kim Palmer
Member	Donna Rae-Szalinski
National Performance Director	Kevin Tabotta
Convenor	Brendan Moriarty

MASTERS COMMISSION

Member	Peter Barnard
Member	Stuart Campbell
Member	Mike O'Reilly
Member	Billy Wright
Co-opted Member	Stuart Vaughan
Coordinator	Joanne Cameron

ATHLETE'S COMMISSION

Chairperson	Lisa Jacobs
Member	Katherine Bates
Member	Alexandra Carle
Member	Carol Cooke
Member	Tom Leaper
Member	Stuart Shaw
Member	Sid Taberlay

CYCLO-CROSS COMMISSION

Chairperson	Gemma Kernich
Member	Kipp Kaufmann
Member	Rob Parberry
Member	Craig Peacock
MTBA Rep	Tim Rowe
Coordinator	Una McKay

TRACK COMMISSION

Member	Phill Bates AM
Member	Mark Fulcher
Member	Murray Hall
Member	Rik McCaig
Co-opted Member	Laurie Norris
National Jnr Director	Matt Gilmore
Coach	Gary Sutton OAM
Ex Officio	Steve Peterson, Max Stevens
Coordinator	Lyriane Beuzeville

TECHNICAL COMMISSION

Member	Greg Griffiths
Member	Garry House
Member	Karen O'Callaghan
Member	Greg Vincent
Member	Janet White
Coordinator	Sean Muir

PARA-CYCLING COMMISSION

Member	Lindy Hou OAM
Member	Chris Nunn
Member	Chris Scott OAM
Program Manager	Peter Day
Asst Coach	Tom Skulander

WOMEN'S COMMISSION

Chairperson	Monique Hanley
Member	Katherine Bates
Member	Lynette Collins
Member	Rebecca Doolan
Member	Deb Richards
Coordinator	Alexandra Bright

INTEGRITY PANEL

Chairperson	Heather Park
Member	John Atkins
Member	Andrew Fitzgerald
Member	Malcolm Patterson
Member	Guy Underwood
Anti-Doping Manager	Sonya Simpson

HONOUR ROLL

HONORARY LIFE PRESIDENT

Mr V N Gailey AM MBE *

LIFE MEMBERS

1979	Mr V Norm Gailey AM MBE*	1997	Mr Eddie Martin*
1979	Mr Bill Young AM MBE *	1998	Mr George Nelson
1980	Mr Ron O'Donnell OAM *	1999	Mr Ray Godkin OAM
1981	Mr Dennis 'Dini' Ryan *	2000	Mr Alex Fulcher MBE
1985	Mr Bill Herley *	2002	Mr Jim Nevin OAM
1986	Mr Les Dunn OAM *	2004	Mr Alf Walker
1987	Mr Stan Robins OAM *	2006	Mr Lyle Baird
1987	Mr Eric Webster *	2007	Mr Alex Dustan OAM
1992	Mr Bill Long OAM *	2012	Mr Mike Victor OAM
1994	Mr Charlie Walsh OAM	2013	Mr Phill Bates AM
1996	Mr Sid Freshwater OAM	2013	Mr Gerry Ryan OAM

MERITORIOUS MEDAL SERVICE DIVISION

Mrs Helen Baird *	(SA)	Mr Barry Langley	(VIC)
Mr Lyle Baird	(SA)	Mr Merv McDonald OAM	(QLD)
Mr Shayne Bannan	(NT)	Mr Charlie Mannins *	(NSW)
Mr Ces J Baxter *	(QLD)	Mr Eddie Martin *	(VIC)
Mr Howard Bergstrom MBE*	(SA)	Mr John Meagher *	(QLD)
Mr Daniel Bessell *	(VIC)	Mr Russell Miller	(WA)
Mrs Joyce Bestwick *	(TAS)	Mr George Nelson	(VIC)
Mr Jock Bullen	(NSW)	Mr Jim Nevin OAM	(TAS)
Mr Nelson Burton *	(WA)	Mr J 'Tiny' Nichols *	(VIC)
Mr Joe Ciavola *	(VIC)	Mr Ron O'Donnell OAM *	(SA)
Mr Clarrie Collier *	(VIC)	Mr Mike O'Dwyer *	(VIC)
Mr Eric Cook	(SA)	Mr Noel Pearce	(TAS)
Mr James W Culley OAM *	(TAS)	Mrs Maureen Robins	(NSW)
Mrs Betty Dakin *	(TAS)	Mr Stan Robins OAM *	(TAS)
Mr Les Dunn OAM *	(VIC)	Mr Dennis 'Dini' Ryan *	(VIC)
Mr Alex Dustan OAM	(TAS)	Mr Norm Sargent	(NSW)
Mr Jim Ferguson *	(NSW)	Mr Ed Scalley *	(NSW)
Mr Alex Fulcher OAM, MBE	(NSW)	Mr John Scott	(NT)
Mr V Norm Gailey AM MBE *	(QLD)	Mr Richard 'Richie' Small *	(NSW)
Mr Ray Godkin OAM	(NSW)	Mr Bernard Sweetman *	(SA)
Mr C J 'Mick' Gray *	(VIC)	Mr Anthony 'Tony' Teideman *	(NSW)
Mr Les Hall *	(NSW)	Mr Mike Victor OAM	(QLD)
Mr Bill Herley *	(QLD)	Mr Alf Walker	(VIC)
Mr Sam Hutton *	(TAS)	Mr Bill Young AM MBE *	(NSW)
Mr Sid Kerr *	(VIC)		

* Deceased

HONOUR ROLL

MERITORIOUS MEDAL SPORT DIVISION

Mr Brett Aitken OAM	(SA)	Mr Michael Grenda OAM	(TAS)	Mr Mitchell Mulhern	(QLD)
Ms Ashlee Ankudinoff	(NSW)	Mr Darren Harry OAM	(WA)	Mr Gary Neiwand	(VIC)
Mr Greg Ball OAM	(QLD)	Mr Michael Hepburn	(QLD)	Mr David Nicholas OAM	(QLD)
Ms Katherine Bates	(NSW)	Mr Darryn Hill	(WA)	Mr Kevin Nichols OAM	(NSW)
Mr Ryan Bayley OAM	(WA)	Mr Sam Hill	(WA)	Mr John Nicholson	(VIC)
Mr Anthony Biddle OAM	(NSW)	Mr Peter Homann OAM	(VIC)	Ms Lynnette Nixon OAM	(WA)
Mr Steele Bishop OAM	(WA)	Mr Jack Hoobin *	(QLD)	Mr Stuart O'Grady OAM	(SA)
Mr Jack Bobridge	(SA)	Ms Lindy Hou OAM	(NSW)	Mr Glenn O'Shea	(SA)
Mr Peter Brooks OAM	(NSW)	Mr Leigh Howard	(VIC)	Ms Sarnya Parker OAM	(SA)
Mr Graeme Brown OAM	(NSW)	Mr Ashley Hutchinson	(QLD)	Mr Sid Patterson *	(VIC)
Mr Ian Browne OAM	(VIC)	Mr Mark Jamieson	(TAS)	Mr Shane Perkins	(VIC)
Ms Caroline Buchanan	(ACT)	Ms Felicity Johnson OAM	(SA)	Mr Daniel Polson OAM	(WA)
Ms Sara Carrigan OAM	(QLD)	Mr Gordon Johnson	(VIC)	Ms Teresa Poole OAM	(WA)
Mr Danny Clark OAM	(TAS)	Mr Shane Kelly OAM	(VIC)	Ms Susan Powell OAM	(ACT)
Mr Paul Clohessy OAM	(WA)	Ms Sarah Kent	(WA)	Mr Luke Roberts OAM	(SA)
Ms Carol Cooke AM	(VIC)	Mr Paul Lake OAM	(VIC)	Mr Michael Rogers	(ACT)
Mr Lionel Cox OAM *	(NSW)	Mr Brett Lancaster OAM	(VIC)	Mr Miles Scotson	(SA)
Mr Robert Crowe	(VIC)	Mr Tyson Lawrence OAM	(WA)	Mr Christopher Scott OAM	(QLD)
Ms Amy Cure	(TAS)	Mr Mark LeFlohic OAM	(WA)	Ms Kathleen Shannon	(NSW)
Mr Jobie Dajka *	(SA)	Ms Lyn Lepore OAM	(WA)	Mr Billy-Joe Shearsby	(VIC)
Mr Luke Davison	(SA)	Ms Janelle Lindsay OAM	(NSW)	Mr David Short OAM	(NSW)
Mr Peter Dawson OAM	(WA)	Ms Kaarle McCulloch	(NSW)	Ms Sandra Smith OAM	(WA)
Mr Rohan Dennis	(SA)	Mr Bradley McGee OAM	(NSW)	Mr Robert Spears *	(NSW)
Mr Luke Durbridge	(WA)	Mr Rodney McGee	(NSW)	Mr Kial Stewart OAM	(ACT)
Mr Sean Eadie	(NSW)	Mr Stephen McGlede	(NSW)	Mr Scott Sunderland	(WA)
Mr Alexander Edmondson	(SA)	Mr Scott McGrory OAM	(VIC)	Mr Gary Sutton OAM	(NSW)
Mr Cadel Evans AM	(VIC)	Mr Scott McPhee OAM	(SA)	Ms Josephine Tomic	(WA)
Mr Michael Freiberg	(WA)	Ms Katie Mactier	(VIC)	Mr Michael Turtur OAM	(SA)
Mr Graeme French	(TAS)	Mr Anthony Marchant	(VIC)	Ms Lucy Tyler-Sharman	(WA)
Mr Michael Gallagher OAM	(VIC)	Ms Anna Meares OAM	(QLD)	Mr Paul van der Ploeg	(VIC)
Mr Matthew Glaetzer	(SA)	Mr Cameron Meyer	(WA)	Mr Martin Vinnicombe	(NSW)
Ms Kerry Golding OAM	(SA)	Mr Russell Mockridge *	(VIC)	Ms Kathy Watt OAM	(VIC)
Mr Matthew Goss	(TAS)	Mr Kieran Modra AM	(SA)	Mr Sam Willoughby	(SA)
Mr Jared Graves	(QLD)	Ms Tania Modra OAM	(SA)	Mr Dean Woods OAM	(VIC)
Mr E L "Dunc" Gray *	(NSW)	Mr Alexander Morgan	(SA)	Mr Stephen Wooldridge OAM	(NSW)
Mr Mathew Gray OAM	(WA)	Ms Stephanie Morton OAM	(SA)		

2013 PERPETUAL TROPHY WINNERS

Norm Gailey Trophy	NSW
National Club Premiership	Carnegie Caulfield CC
Men's National Road Series Team	Huon Salmon-Genesys Wealth Advisers
Women's National Road Series Team	Women's Pensar SPM Racing

2014 PERPETUAL TROPHY WINNERS

Southcott Cup	South Australia	U19 Track Champion of Champions	Courtney Field	(VIC)
W.J. "Bill" Young Trophy	South Australia	Junior Track Champion of Champions	Mitchell Wright	(NSW)
Robina Joy Trophy	NSW	Para-cycling Track Champion of Champions	Simone Kennedy	(NSW)
J.J. "Tiny" Nichols Trophy	Victoria	Ron Webb Trophy	Kenny De Deketele	(BEL) / Leif Lampater (GER)
Ray Godkin Shield	Victoria			
Ride of the Series	Matthew Glaetzer (SA)			

AWARD WINNER

JAYCO 2013 CYCLIST OF THE YEAR

AUSTRALIAN CYCLIST OF THE YEAR CAROLINE BUCHANAN

People's Choice Award
Male Track Cyclist of the Year
Female Track Cyclist of the Year
Male Road Cyclist of the Year
Female Road Cyclist of the Year
Male Mountain Bike Cyclist of the Year
Female Mountain Bike Cyclist of the Year
Male BMX Cyclist of the Year
Female BMX Cyclist of the Year
Male Para-cyclist of the Year
Female Para-cyclist of the Year
Masters Cyclist of the Year
Male Masters Track Cyclist of the Year
Female Masters Track Cyclist of the Year
Male Masters Road Cyclist of the Year
Female Masters Road Cyclist of the Year
Male Masters MTB Cyclist of the Year
Female Masters MTB Cyclist of the Year
Junior Cyclist of the Year
Male Junior Track Cyclist of the Year
Female Junior Track Cyclist of the Year
Male Junior Road Cyclist of the Year
Female Junior Road Cyclist of the Year
Male Junior Mountain Bike Cyclist of the Year
Female Junior Mountain Bike Cyclist of the Year
Male Junior BMX Cyclist of the Year
Female Junior BMX Cyclist of the Year
National Coach of the Year
Coach of the Year
ACT Volunteer of the Year
NSW Volunteer of the Year
Northern Territory Volunteer of the Year
Queensland Volunteer of the Year
South Australian Volunteer of the Year
Tasmanian Volunteer of the Year
Victorian Volunteer of the Year
Western Australian Volunteer of the Year
BMXA Volunteer of the Year
MTBA Volunteer of the Year
Best Young Media Talent Award
Media Award
Keith Esson Award

STATE / CLUB AWARDS
Subaru Australian Club Premiership
Norm Gailey Trophy Champion State
SUBARU NATIONAL ROAD SERIES AWARDS
Subaru Champion Female
Amy Gillett Foundation Subaru NRS
Champion Team
Subaru Champion Male
Subaru NRS Champion Men's Team,
(John Craven Shield)

Caroline Buchanan
Michael Hepburn
Annette Edmondson
Richie Porte
Shara Gillow
Daniel McConnell
Caroline Buchanan
Sam Willoughby
Caroline Buchanan
Michael Gallagher
Carol Cooke
Gaye Lynn
Geoff Stoker
Jessica Laws
Stephen Fairless
Gaye Lynn
Jason McAvooy
Traci Lonergan
Jack Edwards
Jack Edwards
Lauren Perry
Robert Power
Alexandra Manly
Dean Lucas
Danielle Beecroft
Aaron Nottle
Rachel Jones
James Victor (U23 Men's Road)
Clayton Worthington
Michael Fay
Kim Ellis
Mandy Hargreaves
Anthony Torr
Catherine Braithwaite
Val James
Gaelene Snelling
Lorraine Schutz
Annette Gall
Tania Elderkin
Reece Homfray
Rupert Guinness
Warrnambool Citizens
Road Race Committee

Carnegie Caulfield CC
New South Wales
Katrin Garfoot
Women's Pensar SPM
Racing
Jack Haig
Huon Salmon-Genesys
Wealth Advisers





SYDNEY

Address: Level 2, 280 Coward Street
Mascot NSW 2020

Postal: PO Box 6310 Alexandria NSW 2015

Tel: +61 (02) 9339 5800

Email: info@cycling.org.au

ADELAIDE

Address: Adelaide Super-Drome
State Sports Centre, Main North Road
Gepps Cross SA 5094

Postal: PO Box 646 Enfield Plaza SA 5085

Tel: +61 (08) 8360 5888

MELBOURNE

Address: 1 Albert Road, Melbourne VIC 3004

Tel: +61 (03) 9998 6810

www.cycling.org.au