



2010 ANNUAL REPORT



Principal Sponsor & Partner



Australian Government
Australian Sports Commission

Major Partner



Supporting Organisations & Affiliates



Sponsors & Official Suppliers





2010 Annual Report

as presented to the

Annual General Meeting

of the

Australian Cycling Federation Inc.

trading as

Cycling Australia Sydney 20 November 2010



President



Klaus Mueller
President
Cycling Australia

It is an honour to be President of this great organisation and a pleasure to have the opportunity of reporting to you after a momentous 12 months.

This is my first report as President and I extend a particular thanks to Mike Victor for having left this organisation in such good shape when I took over. Cycling Australia is now a more streamlined, efficient and modern organisation than when Mike took the chair. He can be justifiably proud of his contribution and the legacy he has left.

This has been a remarkably successful year for Cycling Australia from both a sport and organisation perspective.

Sporting success

Our riders have performed extraordinarily well across all areas of the sport - road, track, BMX and MTB. These outstanding performances will be acknowledged in other reports but it would be remiss of me not to mention our current World Champions. Australia dominated the 2010

Track World Championships with wins by Cameron Meyer in the teams pursuit, Madison & points race; Anna Meares in the 500m time trial & teams sprint; Kaarle McCulloch in the teams sprint; Michael Hepburn, Rohan Dennis and Jack Bobridge in the teams pursuit; Leigh Howard in the Madison and Sarah Kent, Josephine Tomic and Ashlee Ankudinoff in the teams pursuit. Not to outdone by the track riders Caroline Buchanan successfully defended her four cross crown and Sam Hill claimed downhill gold at the MTB World Championships. On the road Michael Matthews was crowned U23 road race World Champion. I also congratulate the juniors and masters who won gold at World Championships in 2010.

Organisational excellence

Cycling Australia this year hosted the UCI Road World Championships in Victoria and what a spectacular success it was. The President of the Italian Federation wrote to me describing the organisation as 'perfect'. Perhaps a slight exaggeration but nevertheless indicative of the raft of compliments received following the event. Thanks to Steve Bracks and the Organising Committee, to Michael Palmer and his team and to Graham Fredericks and his staff who worked at times virtually round the clock to deliver the event.

Thanks to the Victorian Government, Premier John Brumby and his ministers and to the Victorian Major Events Company for their enthusiastic support of the event. The images of Melbourne and Geelong were beamed to more than 300 million homes around the world which reinforces the value of cycling as a showcase for government and corporate partners.

The organisation put the framework in place but it was the riders who made it something special. Matthews' win, a silver medal to Luke Durbridge in the U23 time trial and third place for Allan Davis in the elite road race saw Australia finish on top of the medal table on home turf. It would be remiss if I didn't also make mention of Cadel Evans who during the road race in Geelong, and indeed throughout the past 12 months, did Cycling Australia and his country proud as reigning road race World Champion.

It was a privilege for Cycling Australia to host the most prestigious event on the UCI calendar and a special thanks is extended to Pat McQuaid and the UCI for granting us that honour.



Commercialisation

CA has entered into an agreement with Grass Roots Performance Solutions to develop and promote a range of initiatives to increase membership and generate income for our organisation. This represents the biggest commercial undertaking ever entered into by Cycling Australia. The initiatives include:

-  extensive social media activities;
-  a corporate partnership program;
-  enhanced member benefits;
-  the development of a travel and licensed tour program;
-  and other commercial initiatives.

This represents a considerable investment with commensurate risks but I believe these are commercially acceptable risks with good prospects of securing the long term financial future of Cycling Australia and will see benefits flowing through to all our constituent bodies.

Governance

The other major initiative for 2010 was the business model review designed to provide a governance platform to unify and strengthen the sport, improve the member experience and optimise commercialisation plans including those mentioned above. To this end MTBA, BMXA and Cycling Australia together with the Australian Sports Commission appointed consultants, Sport Business Partners, to research and then recommend a pathway for the three organisations to achieve those ends. The presidents of the three organisations and the consultants met in early September and the consultants are now obtaining feedback from the

members of all three boards before proceeding to the next stage. The three organisations are taking a very positive and professional approach to the review which should be completed by early 2011.

Government & Sponsor Support

Cycling Australia has close working relationships with most state governments and their respective major events departments. I have already extended my thanks to the Victorian Government for its support of the Road World Championships but they have also provided backing for the Track World Cup and the 2012 UCI Track World Championships.

We also appreciate the tremendous ongoing support of the South Australian Government for the Santos Tour Down Under which remains by far the biggest annual cycling event in the country. In 2010 it again surpassed all attendance records no doubt helped by the presence of Lance Armstrong and our own Cadel Evans in the rainbow jersey.

The sport is well supported by a number of commercial sponsors but none more generous than Gerry Ryan and the Jayco Corporation. Many of our high performance program initiatives would not be possible without their magnificent support. In addition Jayco is the main sponsor for a raft of events including the Herald Sun Tour and Bay Cycling Classic.

A heartfelt thanks to our principal sponsor and partner, the Australian Sports Commission, the Federal Minister for Sport, Senator Mark Arbib and his predecessor, Kate Ellis, and to their departments for the generous support we receive.

Thanks also to Matt Miller, CEO of the ASC, who after attending a number of events but particularly after the Road World Championships is now an avowed cycling tragic. Thanks also to Professor Peter Fricker and his team at the Australian Institute of Sport and to the various State Institutes and Academies for their support.

A report like this can never do justice to the multitude of people and organisations who contribute to making the sport great in this country. I offer my appreciation to the State and Territory bodies, clubs, officials, coaches and volunteers who keep the sport rolling. To Shayne Bannan and his professional team based in Adelaide and spread across the world, thanks for the dedication and commitment that has contributed so greatly to our success.

Each and every Board member has contributed handsomely to the betterment of the sport. Thanks to Graham and his loyal and dedicated staff who have put in such an enormous effort over the last 12 months which have certainly been the most challenging but rewarding faced in my time on the Board.

To be the President of Cycling Australia is an honour and at times a humbling experience. Thanks to the warm and very considerable support of the members of the board and to Graham and his staff who have helped me settle into the role.

The future of cycling in Australia looks very promising and the depth of sporting, coaching and administrative talent is profound.

I wish you all a very successful 2011.



Australian Sports Commission



The Hon. Warwick Smith AM
Chairman
Board of the Australian Sports Commission

It is an honour to serve as the new Chair of the Australian Sports Commission (ASC) Board at this challenging and exciting period for our national sporting system.

The ASC and national sporting organisations (NSOs) have long spoken of a shared ambition to strengthen relationships between all system partners involved in Australian sport.

Aligned with this ambition, the Australian Government is now encouraging a whole-of-sport reform agenda, aimed at establishing a more collaborative, efficient and integrated sports system.

Through new direction for sport 'Australian Sport: the Pathway to Success', the ASC will work closely with sport to achieve its main objectives; boost sports participation and strengthen sporting pathways while striving for international success.



Australian Government

Australian Sports Commission

The reform agenda seeks for the ASC to assist to provide stability and support for all sporting organisations in their pursuit of a shared, common purpose; creating a better sporting pathway for all Australians, from the grassroots up.

The ASC will implement the new direction and this includes collaboration with all NSOs to allocate a record amount of new sports funding – committing an extra \$195 million over the next four years.

This funding is in addition to the current ongoing baseline funding for NSOs. Also, the ASC will assist sporting organisations with access to coaching and officiating programs, governance support, planning and education opportunities and assistance with becoming more inclusive – particularly in the areas of Indigenous sport, sport for people with a disability, sport for people from culturally and linguistically diverse backgrounds and women's sport development programs.

This is the first time key sport partners, such as state and territory institutes and academies of sport and state and territory departments of sport and recreation, have collaborated on a Commonwealth funding decision in the interests of Australia's sporting future.

This is an exciting time for all of us involved in Australian sport. With significant new funding from the Australian Government, sports will be better positioned than ever before to lead the drive for higher participation levels and strong success on the sporting field by promoting the unique nature of their sport, creating a legacy and a lasting impression for communities across the country.

The ASC will continue to work with all NSOs, the state and territory institutes and academies of sport and state and territory departments of sport and recreation, reinvigorating access to, and participation in, sport across the community and driving Australia's continued sporting success.



Chief Executive Officer



Graham Fredericks
CEO Cycling Australia

The year 2010 was, for Cycling Australia, sometimes challenging, most of the time very busy but ultimately successful in terms of progress and achievement.

Membership

Cycling Australia's membership increased by 2.5% in 2010 to a total of 19,875. Compared to the previous few years this represents only a modest increase. Again, a major challenge of our organisation is the very high turnover of members each year. Approximately one-third of the 2009 membership departed our ranks meaning we obviously had to recruit an even larger number of new members.

Other key elements of the membership year included;

- a 7% increase across core junior and elite racing categories;
- masters remain the major membership category. In the combined racing and non-competitive categories, more than 70% of the membership is aged 30 years and over;

- females now represent 15% of the membership compared with 10% earlier this decade, however significant opportunity exists for a greater rate of membership growth by women;
- the total membership for the sport sector of cycling – combining CA, BMXA and MTBA – currently sits at 34,400; an increase of 4.2% since last year.

At the mid-year conference held in May the Council and Board embraced a new Membership Program developed with the assistance of experienced consultant, Lindsay Cane. The primary objectives highlighted in this review include:

- a major refocus on membership growth through improved servicing and management;
- a focus on membership retention;
- and a broadening of the range of options and benefits for members.

It is our intent that the philosophy of this program will be applied in an integrated approach across all disciplines. Its implementation has commenced and will be progressively rolled-out, limited only by available resources.

In addition to the member service factor, it is also recognised that the organisation needs to address the delivery model. The Executive Officer Forum (state and national) conducted a review of member categories, fee rationalisation and loyalty programs as well as investigating alternate member options to accommodate contemporary sport participation at all levels.

Results

Australian cycling again featured at the top of world cycling results in 2010.

- #1 nation at the 2010 Track and Road World Championships.
- #4 UCI nation ranking elite men's road for 2010.
- #1 nation (jointly) on the medal tally at the MTB World Championships.
- #2 ranked nation in women's and #4 ranked nation in men's BMX.
- #1 nation at the Junior Track and Road World Championships.
- #1 cycling nation at the 2010 Delhi Commonwealth Games.



Chief Executive Officer cont...

The Para-cycling program had a frustrating year in terms of international track competition as no World Championships were conducted in 2010. However some outstanding medal performances on the road at World Cup and World Championships have prompted optimism in the build up towards London in 2012.

It was indeed an outstanding year for our high performance programs and significant accolades and recognition must again be extended to our athletes, coaches, support staff and program management.

Special acknowledgement is accorded to Cadel Evans, 2009 road World Champion and Australian Cyclist of the Year.

One of the disappointments of the year was the termination of the mountain-bike high performance program due to insufficient funding capacity. This made the results by the Australian team at the World Championships all the more meritorious. Negotiations are well underway to restore a level of funding to facilitate a national program that will target redevelopment of all levels of the MTB pathway.

RESOURCES

Finance

Cycling Australia had a very challenging year in financial terms. Relocation of the head office and expansion of the staff team along with the responsibility of underwriting the 2010 UCI Road World Championships applied significant pressure on the organisations human and financial resources. Despite this, we were able to post a surplus for the year of \$185,439. The Balance Sheet now reflects members' assets of just under \$700,000.

However this result is tempered by a carry-forward position of unspent insurance as a result of our current 'aggregate deductible' arrangement for the personal accident program. While there is a degree of exposure from delayed claims against this figure, it will in turn be offset by future unspent provisions.

On the negative side of the ledger, the less than expected increase in membership growth resulted in revenue from capitation being approximately \$60,000

below projections. Depreciation, due to amortisation of capital expenditure during the office move, was over budget and the increase in staff numbers resulted in an increase in administration costs. The other 'big ticket' expenses included staffing, IT, office lease and insurance; however, these were adequately provided for in budget projections.

Principal Partner

The Australian Government, through the Australian Sports Commission and the Australian Institute of Sport, was again a major contributor to the funding of our successful high performance programs, national teams, our sport development programs and sport management operations.

In the 2010 Federal Government Budget an additional funding allocation was announced for Australian sport. Cycling Australia was very fortunate to have been granted an additional \$1.8m in high performance funding, an important recognition of the success and status that Australian cycling has achieved. A further allocation is soon to be advised for participation support.

To the Hon Kate Ellis MP, former Minister for Sport, and new successor Senator the Hon Mark Arbib, ASC Chairman the Hon Warwick Smith AM and CEO Matt Miller and staff I extend a very genuine thank you on behalf of Cycling Australia in appreciation of this invaluable support.

Major Sponsorship

In 2009 we were successful in attracting two new major partners for our programs - Jayco and Skins. While these resources were mainly associated with high performance the 'trickle down' effect has been enjoyed throughout the organisation.

A very special thank you is conveyed to Gerry and Andrew Ryan from Jayco Corporation and to Jaimie Fuller and Benjamin Fitzmaurice from Skins for their significant support of and contribution to Australian cycling.

We are fortunate to have enjoyed the benefit of the support of many other sponsors who have made it possible for cycling in Australia to prosper. These



The tremendous support that cycling has received from Jayco Corporation has been enjoyed in many sectors of the sport for many years and the partnership that has now been forged plays a major role in our success.

organisations are recognised elsewhere in this report but I wish to reinforce here a collective vote of thanks to them all.

Insurance

Insurance is the largest cost centre for CA general operations. In 2010 the burden of this account was managed via a new partially self-funding Aggregate Deductible arrangement. This enabled us to contain premium hikes that were anticipated as a result of steadily increasing claims as well as saving on additional costs by eliminating stamp duty and minimising exposure to GST and interest on premium funding.

To date we are pleased to report that the claims history across all disciplines has markedly improved in 2010. For this, we must recognise the efforts by all members, clubs and promoters for the safe and responsible delivery of our events and activities. This in turn has taken the pressure away from increased premiums for next year.

MAJOR EVENTS AND PROGRAMS

Melbourne 2010

The 2010 UCI Road World Championships was the highlight event for the year in Australian cycling and indeed, the highlight of a lifetime for many long term cycling supporters. This was a major event by any standards and was a significant logistical challenge for the management team led by Michael Palmer and Advisory Board Chair the Hon Steve Bracks. Equally challenging was the financial management responsibility of containing an event with a total budget in excess of \$20m.

The event was an outstanding success. A great course, well run organisation, a terrific crowd and some spectacular racing by the world's best cyclists all combined to showcase our sport at its best. The event represented a very proud moment in Australian cycling, heightened further by an outstanding performance at the championships by the Australian Cyclones.

The CA Board also committed to a significant investment in the event to promote the sport of cycling and the Cycling Australia brand to a wider audience.

Track World Cup




Another successful round of the UCI Track Cycling World Cup Classics was staged in Melbourne in late 2009. This event plays a vital role in highlighting the best of track cycling in front of an Australian audience as well as providing a unique opportunity for our riders to perform and achieve critical qualification benchmarks at home. The event ran smoothly and within budget and we are grateful to Harry and Leora Hart, CycleSport Victoria and the many staff and volunteers who helped make the event possible. Our thanks to the Victorian Government and sponsors Jayco, Urban Hotels, Skins, Minoura and MOPT.

Santos Tour Down Under

In 2010 the Santos Tour Down Under was staged as a ProTour event for the second time and it certainly did not lose any momentum with a fantastic field of international riders and tremendous crowds flocking to support the race. It is with great pride that the Australian cycling community hosts this event each year and CA extends our appreciation to the South Australian Government and major sponsor, Santos.

AustCycle

AustCycle, the joint venture between CA and the Amy Gillett Foundation has taken many steps forward in 2010 to both expand and consolidate its objective of being Australia's premier quality assurance provider of cycle skills training. Key activities have included:

-  successful roll-out of the voucher scheme in NSW promoted by the Department of Environment and Climate Change;
-  development of a new syllabus to be registered with the (NCAS);
-  successful application of a grant of more than \$1m over three years from the Federal Department of Health and Aging 'Healthy Communities' program to deliver AustCycle programs nationally;



Chief Executive Officer cont...

- progressive expansion of AustCycle training of providers and teachers in Victoria, Queensland and WA;
- a promotional campaign at the 2010 UCI Road World Championships;
- establishment of a staff base with the appointment of Gareth Watkins, General Manager; Rachel de Bear, Administration Coordinator; Allison Maher, Marketing Consultant (part-time); David Lee, Sponsorship & Fund Raising (AGF part time) and Jenni Banks, Technical Consultant (part time).

Australian Cycling Events Pty Ltd (ACE)

ACE is Cycling Australia's events arm and over the past year was responsible for the delivery of both the Track World Cup and the Road World Championships in Victoria.

As a legacy of the latter event, we are pleased that Trudy Lindblade will remain with ACE in the role of General Manager. While Trudy will be principally responsible for delivering the 2012 UCI Track World Championships, she will also explore other commercial opportunities in the area of event management with a view to the long term sustainability of ACE.

National Competition

The Australian Championships conducted in each of our disciplines held their own in 2010 among a year of many highlights.

Ballarat continues to be an annual 'Mecca' in early January for the Open Road Championships as a

record field attracted large crowds to see the battles on Mt Buninyong. Thanks to the City of Ballarat, Scody, Mars, Wattbike and Caribou.

The Adelaide Superdrome turned on one of the best Track Championships in many years with the support of the South Australian Government.

Shepparton played host to a spectacular BMX Nationals at a new world class track built for the event.

The MTB Championship competitors battled the challenging terrain and heat of Adelaide in January to produce an outstanding event.

Meanwhile, the national series competitions in each discipline play a critical role in providing an opportunity for high level competition and athlete development. The National Road Series continues to grow in stature with the teams focus and is proving to be a tremendous breeding ground for outstanding talent. For all those who support the teams, riders and promoters, we thank you for your contribution. A special note of congratulations to the Grafton to Inverell Classic for their 50th year anniversary.

Underpinning much of the promotion and profile development of domestic cycling is the SBS Television network. The commitment to cycling at all levels by SBS has certainly been a key driver for the growth in interest of our sport. The return of Cycling Central in the popular Sunday early evening slot is evidence of the network's commitment to the sport in Australia. It has been a very valuable partnership for more than eight years

and we very much appreciate the support of Ken Shipp, SBS Head of Sport, and his team.

I would like to acknowledge the contribution of the Board of Cycling Australia. They may accept their responsibilities as volunteers but their commitment to the sport and the organisation can only be described as totally professional. I thank them for their support. It has been a pleasure again to work with Klaus and this team of directors.

Similarly, we appreciate the time and effort of all Commission representatives and the Boards that make up the administration of each of our States and affiliates.





























Finally I want to thank the CA staff team. Be they based in Sydney, Adelaide, Melbourne or elsewhere around the world; it has been a privilege to work with such a talented and dynamic crew.

Acknowledgement and Thanks

On behalf of Cycling Australia I again take this opportunity to offer a heartfelt thank you to the many volunteers and officials who are the lifeblood of our sport. The clubs and promoters who regularly deliver the participation opportunities for our members are in essence, the core of our organisation and your efforts are greatly appreciated.

We also recognise and thank the sponsors and partners who have contributed to the growth and development of cycling in 2010.



-  **Australian Sports Commission & Australian Institute of Sport** – Principal Sponsor and Partner
-  **Australian Paralympic Committee** – Para-cycling program and competition funding
-  **Australian Commonwealth Games Association** – funding for elite and junior national team preparation
-  **Australian Olympic Committee** – international competition funding
-  **Jayco Corporation** – major sponsor of Cycling Australia including our High Performance Programs, men's road continental team, professional track trade team and Cyclist of the Year Awards
-  **Skins** – major sponsor of men's road continental team and official compression & recovery garment supplier
-  **Victorian Government** – major partner of the 2010 Road World Championships and Track World Cup
-  **South Australian Government** – staging of the Santos Tour Down Under
-  **City of Greater Geelong** – partner and host of 2010 Road Worlds
-  **City of Ballarat** – host partner of Australian Open Road Championships
-  **SBS Television** – broadcast partner
-  **SMS Santini** – supplier of clothing for Australian Cyclones national teams
-  **Scody** – supplier of clothing to the AIS women's road program, professional track trade team and Para-cycling program and sponsor of the Australian Open Road Championships
-  **Mapei** – High Performance Program sponsor and major sponsor of the UCI Road World Championships
-  **BT Bikes** – supplier of bikes to the Australian track team
-  **Mavic** – supplier of wheels to the Australian track team
-  **Vittoria** – provision of tyres to national and AIS squads and teams
-  **Shimano** – supply of bike componentry to national programs
-  **Pacific Brands (Giro)** – helmet sponsor of High Performance Programs
-  **Casco** – helmet sponsor of professional track trade team
-  **Wattbike Australia** – stationary bike sponsor of CA High Performance Programs
-  **Tioga** – sponsor of national BMX Program
-  **Singapore Airlines** – supporting airline of CA High Performance Programs & national teams
-  **Bianchi** – supplier of bikes to national road programs
-  **Aussie Butt Cream** – product sponsor to national and AIS cycling squads
-  **Thomson** – product sponsor of national BMX and track programs
-  **Stealth** – product sponsor of national BMX program
-  **Alienation** – product sponsor of national BMX program
-  **Puma Australia** – official supplier of casual clothing to national programs



General Manager



Perry Tzamouranis
General Manager Cycling Australia

Financial Risk Assessment

In May the Australian Sports Commission appointed the accounting firm KPMG to undertake a financial risk assessment of CA. This assessment was undertaken because the Commission has recognised through its NSO Audit Committee that there exists a risk for NSO's to appropriately manage their finances. Accordingly the Commission has increased its oversight of the financial health and capability of many of the NSO's it funds.

The final report with recommendations has since been presented, tabled and discussed at Board level. Some of the recommendations have already been implemented or were already in the process of being planned for. We have worked through a timeline with the Commission to implement the remaining recommendations over the forthcoming three to six month period.






Office Relocation

The office relocation to Mascot has been a great success.

Although we will fondly remember our time at Dunc Gray Velodrome, it could not, unfortunately, accommodate our growth. The new Coward Street premises has allowed the staff and Board to embark on the next chapter in CA's story. As we evolve from a secretariat structure, the new office has been a breath of fresh air. Staff have been rejuvenated, team dynamics have emerged and the team is making significant inroads towards corporatisation and improved professionalism.

Accounts Department

In total CA now administers financial management and audit preparation for six cost centres:

-  Australian Cycling Federation Inc.;
-  Australian Cycling Events Pty Ltd (ACE);
-  BMX Australia Inc.;
-  BMX Events Pty Ltd;
-  AustCycle Pty Ltd;
-  and 4W4Sean.

In addition to these cost centres we have also been responsible for the financial management of the 2010 Road World Championships and Track World Cup as separate projects within the ACE structure. This increased workload over recent years has resulted in a restructure of the workflow through the accounts department to assist with handling demand.

MTBA Integration

As part of the integration discussions with MTBA, their Finance Director met with us to discuss the transfer of MTBA financial and membership administration to CA. MTBA left the meeting confident in CA's capacity to add value to its financial administration and a targeted handover date, pending the finalisation of integration discussions, is 1 January, 2011.

Human Resources

The following staff changes occurred during the course of the year:

Marketing and Communications - Tom Mackay joins the team providing valuable support to Gennie Sheer. Tom brings with him solid IT skills significantly enhancing our electronic media communications.

Accounts - Irene Su left the organisation and we wish her



The new Mascot office is now a true 'Cycling Hub' accommodating meetings and workshops for BMX, MTBA, and AustCycle as well as other partners. The 'we are cycling - start to finish' motto is truly felt in our new office.

well and thank her for her efforts over the three years she was with us. We have welcomed Sylvia Armstrong to the accounts team. Sylvia comes to us with some 20 years experience. Her wealth of accounts knowledge has strengthened our capacity as we strive for instantaneous reporting capability.

Sports Development & Coaching - Alexandra Bright replaced Nicola Tyre as National Coaching and Development Coordinator. Nicola has taken on the role of General Manager for BMXA. Alex brings with her great knowledge in cycling which has resulted in a seamless handover.

Membership - Liz Tonini (Team Leader) and Rob Leggett were appointed to strengthen the capacity of our organisation not only to better deal with the membership process but to improve the level of service to both individual members as well as to the State affiliates. Rob has recently been replaced in this role by Rebecca Webb. Rob now provides support to the Sport Development team.

Performance reviews were conducted for all staff over the period of late May and June.

Information Technology

Since relocating to the Mascot Office, we have outsourced our IT to Go Tech Australia Pty Ltd. Its managing director, George Neophytou, provides support and service to the Sydney and Adelaide offices and is implementing significant new solutions including 'cloud' based options. George has also provided assistance to various State affiliate offices bolstering their IT infrastructure.

During the course of the year we facilitated an IT forum between the States and national office with the scope of learning more of the priorities of each state and how CA can implement some standards across the board.

Database

The national office is aware that our current database capacity is not providing an adequate solution. It is outdated and therefore limits our capacity to meet current expectations.

Our database requirements are complex and currently we rely on external third party support for its maintenance. As such we have spent a considerable amount of time reviewing our database software. We have recently received financial

support from the ASC to create a digital master plan so we can move to the database and overall online solution best suited to our requirements and predicted future needs.

Behind the scenes we have continued discussions with prospective database providers.

A working group consisting of representatives from the NSW, VIC, QLD and SA state offices, national office and IT was established to review our collective database requirements as well as to review available products. In April several database providers presented their respective products and solutions to the group.

We are now awaiting finalisation of the digital master plan being constructed as a project funded by the Australian Sports Commission under the facilitation and direction of consultants.



2010 Membership by State and Category

		Elite	U23	U19	U17	U15	U13	MAS	REC	6 M	Other	Total
Cycling ACT	2010	216	32	22	25	14	25	226	42	9	26	637
	2009	160	20	22	15	23	35	234	49	16	41	615
Cycling NSW	2010	742	166	183	207	173	188	3181	1174	260	314	6588
	2009	699	148	126	231	192	214	3063	1120	257	333	6383
Cycling NT	2010	23	2	4	11	13	16	103	29	7	34	242
	2009	22	6	5	9	7	11	90	16	18	118	302
Cycling Qld	2010	699	91	116	102	94	115	1422	347	169	147	3302
	2009	662	76	90	113	91	109	1404	361	169	128	3203
Cycling SA	2010	254	39	60	48	39	22	338	242	22	99	1163
	2009	196	38	32	50	38	34	309	156	13	96	962
Cycling Tas	2010	63	21	19	23	20	23	159	33	10	50	421
	2009	61	19	21	15	13	8	196	27	11	74	445
CycleSport Victoria	2010	901	147	189	174	162	104	2127	705	120	411	5040
	2009	799	155	153	218	147	142	2241	592	122	328	4987
Cycling WA	2010	190	36	54	37	32	24	317	285	35	38	1048
	2009	175	32	40	47	36	32	372	215	22	116	1087
ADF, Audax, MTBA & BMXA											1434	1434
											1262	1262
Cycling Australia	2010	3088	534	647	627	547	517	7873	2857	632	2553	19875
	2009	2774	494	489	698	547	585	7909	2536	628	2496	19156

* Other; includes Kidz, Club Licence, VIP Licence, Life Members, Sport



FINANCIAL REPORTS

AUSTRALIAN CYCLING FEDERATION INC.

ABN 36 067 389 259

Detailed Statement of Financial Performance

for the year ended 30 June 2010



Balance Sheet

	2010	2009
CURRENT ASSETS		
Cash At Bank - Cheque Account	-55,294	-56,705
High Performance Program acct.	396,264	200,000
On Line Business acct.	134,199	1,310,700
Bank Guarantee - UCI 2010 WRC	232,309	217,598
Business Saver -Insurance Liab.	173,758	100,000
Business Guarantee -Coward St	82,000	82,000
Team Jayco Term Deposit	34,000	-
Bank Guarantee	-	-
Undeposited Funds	1,435	-
Cash on hand	300	300
Sub-total	998,971	1,853,893
Trade debtors	1,100,184	642,172
West Australian Cycling Federation	50,508	
Other Debtors	-	24,932
Loans to other related company	-	-10,000
Stock On Hand - At Cost	9,895	22,520
Prepayments	318,070	128,345
ACTAS Motor Vehicle (at cost)	14,830	-
Aggregate Deductible - PA	300,000	-
Sub-total	1,793,487	807,969
Total Current Assets	\$ 2,792,458	\$ 2,661,862
NON-CURRENT ASSETS		
Plant and Equipment - at cost	528,468	465,683
Less Provision for Depreciation	-402,403	
Fixtures & Fittings	154,380	-246,702
Less Provision for Depreciation	-31,550	
Total Non-Current Assets	\$ 248,895	\$ 218,981
TOTAL ASSETS	\$ 3,041,353	\$ 2,880,843



	2010	2009
CURRENT LIABILITIES		
Trade creditors	47,435	97,704
Other Creditors	8,385	-
Accrued Expenses	13,619	-
State on Line fees	-18,571	-
HPP Carry Forward	1,014,500	-
Provision London 2012	210,000	-
GST Payable	135,244	-48,617
PAYG Withholding Payable	23,718	-
Superannuation	23,087	529
Aggregate Deductible PA	300,000	-
Provision Employee entitlements	214,159	153,862
Provision Long Service Leave	46,092	44,194
Income Received In Advance	324,689	2,075,661
Total Current Liabilities	\$ 2,342,357	\$ 2,323,333
TOTAL LIABILITIES	\$ 2,342,357	\$ 2,323,333
NET ASSETS	\$ 698,996	\$ 557,510
REPRESENTED BY:		
Members Accumulated Funds		
Opening retained funds	557,510	426,432
Net profit for the year	185,437	192,539
Prior year adjustments	-43,951	-61,461
CLOSING RETAINED FUNDS	\$ 698,996	\$ 557,510



Profit & Loss Account

	2010	2009
INCOME: Operations		
Membership	1,634,811	1,603,586
Insurance Recovery	335,844	318,270
International Licenses	80,485	71,661
Affiliation Fees	18,789	16,624
BMXA Service Fee	130,030	90,909
Event Rights	45,000	20,000
Australian Sport Commission Grants	819,900	639,744
Australian Sport Commission Sport Connect	-	45,000
Road Calendar	69,951	32,525
Sponsorship	71,159	-
Grant - Australian Sport Commission (Women in Sport)	82,500	-
Sport Development	110,000	110,000
Australian Youth Olympic Festival	-	17,180
UCI Development	-	41,148
Bank Interest	34,310	32,965
Miscellaneous	155,281	68,080
Total Operations Income	\$ 3,588,060	\$ 3,107,692
INCOME: High Performance Programs		
Australian Sport Commission - HPP Grant	4,875,741	4,057,340
Australian Paralympic Committee Program Grant	692,300	563,286
Australian Commonwealth Games Association Grants	309,000	149,000
Australian Olympic Committee	127,500	201,234
Sponsorship	2,586,543	596,295
National Talent Identification Program	331,429	243,386
Total High Performance Programs	\$ 8,922,513	\$ 5,810,541
TOTAL INCOME	\$ 12,510,573	\$ 8,918,233



	2010	2009
EXPENSES: Operations		
Board & Council	59,045	51,902
Senior Management	78,466	57,110
Committees	11,983	17,252
Sub-total Executive	149,494	126,264
Membership	122,302	117,035
Office & General Admin.	361,678	278,978
Australian Cycling Events Pty Ltd on-costs	20,199	-
Insurance	602,980	695,223
IT/IS	167,269	72,086
Rent & Services	136,492	37,531
Telephone & Fax	-	90,025
Staff Costs	1,106,762	764,580
Relocation	26,230	-
Depreciation	155,701	73,735
AYOF	-	5,260
Sub-total Administration	2,699,613	2,134,453
Sport Competition	261,116	167,247
Sport Development	280,000	261,612
Sub-total Sport	541,116	428,859
Media Management	80,700	136,529
Marketing & PR	41,911	18,120
Awards	99,989	70,927
Sub-total Communications	222,600	225,576
Total Operations	\$3,612,823	\$2,915,152
EXPENSES: High Performance Programs		
Administration and Salaries	1,923,580	1,461,954
Programs	4,683,051	3,693,405
Carry Forward (sponsorship)	1,043,526	-
National Training Centres	622,564	464,604
National Talent Identification Program	345,133	190,579
Depreciation	21,379	-
Leave Provision	73,080	-
Total High Performance Programs	\$8,712,313	\$5,810,542
TOTAL EXPENSES	\$12,325,136	\$8,725,694
NET SURPLUS FOR THE YEAR	\$185,437	\$192,539



Auditor Report

GORDON J FISK

Consulting Accountant
Registered Company Auditor No 3193
A.B.N. 49 539 335 985

68 Avalon Parade
AVALON BEACH NSW 2107

Tel: 02 9918 2868
Fax: 02 9973 2474

All correspondence to:
P O Box 56
AVALON BEACH NSW 2107

E-Mail: pentax@ihug.com.au

Page 1

AUSTRALIAN CYCLING FEDERATION INC. ABN 36 067 389 259 **Independent Auditor Report**

Scope

I have audited the financial report, being the Statement by Directors, Statement of Financial Performance, Statement of Financial Position, Statement of Cash Flows and Notes to the Financial Statements of AUSTRALIAN CYCLING FEDERATION INC. for the financial year ended 30 June 2010. The company's directors are responsible for the financial report. I have conducted an independent audit of the financial report in order to express an opinion on it to the members of the company.

My audit has been conducted in accordance with Australian Auditing Standards to provide reasonable assurance whether the financial report is free of material misstatement. My procedures included examination, on a test basis, of evidence supporting the amounts and other disclosures in the financial report, and the evaluation of accounting policies and significant accounting estimates. These procedures have been undertaken to form an opinion whether, in all material respects, the financial report is presented fairly in accordance with Accounting Standards and other mandatory professional reporting requirements so as to present a view which is consistent with my understanding of the company's financial position and performance as represented by the results of its operations and its cash flows.

The audit opinion expressed in this report has been formed on the above basis.

Audit opinion

In my opinion, the financial report presents fairly in accordance with applicable Accounting Standards and other mandatory professional reporting requirements the financial position of AUSTRALIAN CYCLING FEDERATION INC. as at 30 June 2010, and the results of its operations and its cash flows for the year then ended.

Signed on :


Gordon J Fisk
Registered Company Auditor - 3193

The accompanying notes form part of these financial statements.



DEPARTMENT REPORTS



High Performance



Shayne Bannan
National Performance Director



Kevin Tabotta
National Technical Director



Paul Brosnan
High Performance Manager

The High Performance Programs have had a busy and rewarding 12 months.

Our key role is the management and direction of the programs across track, road, BMX and Para-cycling for men and women in elite, U23 and junior ranks.

Strategic planning and decision making continued as part of the ongoing review and modification of the programs with the aim of delivering results in London in 2012 and beyond.

We have continued to work closely with the Australian Institute of Sport and the Australian Sports Commission at the national level and have further developed our working relationships with the State Institutes and Academies (SIS/SAS) that play such a crucial role of supporting identified elite potential.

The Team Jayco Skins Continental road program developed further in 2010 and will remain a major plank in the development of Australia's future talent.

Our European training base in Varese, Italy is now established as a key part of the program and is an invaluable asset providing accommodation, training facilities, equipment storage, transport solutions and athlete staff service support.

Results

Coaches, athletes and staff are to be commended for their outstanding efforts in a year that saw them perform at numerous World Cups, World Championships and major events and at the Commonwealth Games and Youth Olympic Games.

Our cyclists have achieved some great results in 2010.

At the Track World Championships in Denmark the Cyclones claimed six

gold, two silver and two bronze medals from 19 events putting them on top of both the medal table and medal tally.

At the Commonwealth Games in India Australian cyclists collected 14 gold medals from the 18 road and track events contested.

In September Australia hosted the UCI Road World Championships which gave our cyclists the opportunity to shine on home soil. Michael Matthews won the U23 road race and his team mate Luke Durbridge claimed silver in the U23 time trial. In the elite men's road race Allan Davis claimed third place to put the Cyclones on top of the medal table for the second year running.

In BMX Australia is currently ranked fourth in elite men and second in elite women on the UCI nation rankings. From the eight finals starts by Australian men they claimed two podium placings while the women

There is no doubt the rest of the world is equally focussed on success so we must ensure we maximise our resources, allocate them with brutal objectivity and make every decision count.



claimed three podiums from their eleven finals starts in the Supercross World Cup Series and at the BMX World Championships. South Australian Sam Willoughby is ranked number one in the world and second on the SX World Cup table. Canberra's Caroline Buchanan is our top ranked female in third on the UCI individual rankings and she is second on the SX World Cup table. Buchanan also raced at the MTB World Championships successfully defending her 4X title. In the elite competition at the BMX World Championships in South Africa, Melinda McLeod won our only medal with her third place in the U19 women's final.

London Olympic Games BMX prospect Jared Graves this year concentrated on MTB winning the 4X World Cup Series crown and claiming silver at the World Championships.

Australia's 'generation next' dominated the Junior World Championships in Italy claiming seven gold, four silver and four bronze medals on the track and a silver and bronze medal on the road.

London Podium Plan

Cycling Australia continues to operate in accord with the HP Strategic Plan or the London Podium Plan (LPP), which sets the framework for Australian cycling. Covering all areas of high performance, this document is the foundation for decisions and strategic direction for all national programs, including the national training centres network through the SIS/SAS.

The CA HPP has this year undergone a thorough review of its operations against the LPP. In summary, progress is excellent and the notional injection of new funding from the ASC and also from major sponsor Jayco will allow us to further develop plans and operations towards 2012 and 2016.

A number of initiatives and program enhancements will be rolled out in 2011 and 2012 in support of LPP objectives.

Athletes

The depth in some areas of our elite programs is extremely healthy. Our track endurance talent pool, both male and female, continues to expand and the results and times of our juniors, indicate we are well placed for the future. BMX continues to develop and prepare its junior athletes for the elite senior ranks. In women's road and track sprint a new pool of talent is emerging alongside our established senior riders.

Staffing

There have been a number of changes within the program's management, support staff and coaching structure since the 2008 Olympics and this has positioned us well for 2012 and beyond. The multidisciplinary nature of the programs presents some obvious challenges in co-ordinating staff and activities. Staff are being directed into specialist areas with clear objectives.

Coach Brian Stephens has resigned after 18 years of service to the sport, most notably with the U23 men's road program. Brian has accepted the position of Operations Manager of the ASC European Training Centre in Varese, Italy and we wish him every success.

Neil Ross has been reassigned from his role as National MTB Cross Country Coach (following the closure of that HP program) and continues to provide HP coaching support, now aligned closely to Gary Sutton and the women's track endurance program, with the addition of an elite coach development role.

Three new PhD Sports Science roles have been integrated into our road, BMX and track programs respectively.

Dr Tammie Ebert has moved from her role in National Talent Identification to the position of Track Sports Science Co-ordinator – based in Adelaide.

The program has also welcomed administrator, Danielle Gillis and mechanics Michael Winter and John Keegan to the team.

Facilities

The AIS Cycling Recovery Centre at the Superdome in Adelaide is now complete and operational.

Partnerships

The Cycling Australia / AIS High Performance Programs rely on the support of a number of sponsors and suppliers. Without that support we would not be able to deliver our current quality programs. We are also grateful for the invaluable assistance and support we receive from the ASC (including the AIS), the ACGA, the AOC, the APC and the various State and Territory governments.

Our relationship with the State Institutes and Academies is the foundation on which we build our programs. The work of the SIS/SAS network is invaluable in helping us develop the next generation of Cyclones.

We would also like to offer our thanks to Jayco Corporation who is a key partner in our success. We also benefit from the support and expertise of numerous sponsors and suppliers who are acknowledged in the Annual Report.

Conclusion

We are now halfway through our four year cycle to the London Olympic Games and have already begun planning for Rio 2016. Substantial changes over the past 24 months have seen us achieve success on many levels. However there is still much more work to do and challenges to face if we are to be consistently successful in elite competition.



Para-cycling Program



Peter Day
Performance Director | Para-cycling

It is with great pleasure that I provide this year's report as I near the end of my first year with Cycling Australia Para-cycling program.

The Para-cycling program is fully integrated with Cycling Australia (CA) High Performance Programs and works cooperatively with CA's Coaching and Development department and respective Commissions regarding Para-cycling development and events.

As Performance Director I am very appreciative of the strengthening relationships with the respective SIS / SAS coaches and their support to state based HPP Para-cyclists.

This year has seen the introduction of a new classification system for single bike Para-cyclists, effectively the old CP 1-4 and LC 1-4 merged to C1-5 with individual classification based on a criteria of functionality.

A sincere thank you to the respective state associations, commissaries and all the volunteers and staff who made an enormous contribution to Para-cycling events in 2010.

To be classified under the new criteria, each athlete required re-classification, a task that was undertaken by our International Classifier Anouska Edwards when she visited Sydney and Melbourne and at both the Track and Road Nationals.

For 2010 we had a clear objective of competing at events to secure valuable qualifying points towards London 2012 Paralympics, there were a number of significant issues which greatly impacted on the original strategies and plans. The Road and Track World Championships scheduled for Colombia were cancelled, also cancelled were the French and Canadian Road World Cups. Initial plans, which included a development block in Europe utilising the AIS Italian base to race both the cancelled World Cups, were hastily reviewed.


The Road World Championships were rescheduled for Baie-Comeau, Canada. At this point I must acknowledge the efforts of Team Manager, Murray Lydeamore; he did an excellent job especially when we consider the logistics and the number of athletes. Throughout 2010 we were expecting advice for Track World Championship venue and

dates which have now been set for Montichiari, Italy 10 – 13 March 2011.

Within the Para-cycling program, hand cycling was identified as a discipline warranting stronger input and support. The Australia Paralympic Committee (APC) supported a special initiative request for funding to support equipment and investigate the position of a Hand Cycle Coordinator (part-time). The program and hand cycling was significantly strengthened with Jenni Banks assisting coaching and planning development strategies for 2011.

A big thank you to CA's Sean Muir as another milestone will be realised in 2011. CA in cooperation with the APC has been awarded a Para-cycling Road World Cup to be conducted in Sydney, 4 to 6 May. This event will ensure a greater number of Australia's Para-cyclists have the opportunity to compete and be measured against international standards.

Results **Australian Track Championships** Adelaide, February

 Susan Powell C4 500m Time Trial WR of 40.015 and C4 3000m WR of 4:09.391.



Road World Cup



Segovia ESP, June

-  Bryce Lindores gold B Tandem Road Race - pilot Sean Finning.
-  Susan Powell gold C4 Individual Time Trial and Gold Road Race.
-  Claire McLean silver C5 Individual Time Trial and bronze Road Race

The development trip that concluded with the Road World Cup in Spain also included Michael Gallagher and Ryan Hughes

Road World Championships

Baie-Comeau CAN, August

-  Michael Gallagher, silver C5 Individual Time Trial
-  Susan Powell, silver C4 Individual Time Trial

An initial impact from the hand cycle initiative was Nigel Barley's performances placing 6th in both the Individual Time Trial and Road Race (H3 hand cycle)

Jayne Paris competed in both the Road Race and Time Trial and as a C1 rode a faster time in the Time Trial than several of the C2 competitors. Even though recognised as the winner and through no fault of her

own, under the minus 1 rule in Para-cycling she wasn't able to be awarded the Championship as she was the only competitor, but Jayme's determination has seen her gain valuable qualification points for Australia.

Other team members: Claire McLean (WA); Brandie O'Connor/Kerry Knowler (ACT); Ryan Hughes (Tas); Jarrad Langmead (NSW); Bryce Lindores (Qld)/Sean Finning (Vic); Jarrod Moncur (Qld); Cameron Muir (Vic); David Nicholas (Qld); Andrew Panazzolo (SA); Noel Sens (Vic); Michael Taylor (Vic) and Stuart Tripp (Vic).

Acknowledgements

It is with great appreciation that I acknowledge the Australian Paralympic Committee, not only for their financial contribution but for their direction and professional support of Australia's Para-cyclists.

Cycling Australia and the Para-cycling program offer sincere thanks to Bernard Schreiber and recognition of Scody for its ongoing support of the program by supplying all the competition and training clothing requirements.

I thank Chris Nunn, APC High Performance Manager and James Victor for assisting me through my transition.

Also thanks to CEO Graham Fredericks and CA Board of Management, the High Performance Management team and all staff who have assisted with the operations of the Para-cycling program.

Management and Administration High Performance Manager

Paul Brosnan

Performance Director/Head Coach Peter Day

Development Coord / Asst Coach Tom Skulander

Scholarship Coach Peter Brooks

Handcycle Coordinator Jenni Banks

International Classifier Anouska Edwards

World Championship Team Mgr Murray Lydeamore

Selectors Mark Fulcher and Darryl Benson





Marketing & Communications

Gennie Sheer
Marketing & Communications
Manager
Cycling Australia

In 2010 Cycling Australia began marketing of our tagline 'we are cycling – start to finish'.

The objective of the tagline is to sum up the tone and premise of our brand and to reinforce who we are and what we do to our members and the wider public across all our marketing activities.

Our strategic imperative is to increase engagement with our fans and members by communicating a

consistent and united brand image across all marketing platforms and throughout our member associations. The objective being to further enhance the Cycling Australia brand as a reputable, valuable organisation within the community and for government and corporate partners.

We welcomed a full time team member to the department this year with Tom Mackay coming on board in the role of Marketing and Communications Coordinator. We also continued to utilise the skills and enthusiasm of CycleSport Victoria's Amy McCann in a Media Coordinator role at major events.

Communications

The key platform for our communications strategy is the use of email marketing to increase our engagement with the cycling community and our members.

e-Cycle, Cycling Australia's established member newsletter, underwent a revamp in 2010 and is now available only in electronic form through delivery to the email inbox of subscribers or on the website. It is now a very effective tool to communicate with our members and stakeholders.

We have developed protocols and systems aimed at giving fans and





The challenge for us as an organisation is to capitalise on the increased interest in cycling by offering enticing membership packages that ensure we retain our existing members and attract new members whether as competitors, participants, officials, volunteers or fans.

members the news and information they want through the delivery of well-designed emails with engaging content.

Initiatives have included the introduction of competitions and promotions and the establishment of target audience e-newsletters including e-Sponsor and e-Coach.

In July, we launched the 'Your Sport – Your Say' census. It was designed to help us learn more about what our members and fans are interested in and what they want from us as an organisation. We received an overwhelming response and continue to work our way through the hundreds of suggestions generated through the census.

The demographic information is helping us build a clearer picture of who we are as an organisation and the feedback from the members and fans who took the time to participate is informing our planning. We plan to make 'Your Sport - Your Say' an annual feature of our marketing strategy.

Our revamped communications strategy has already achieved results. Our subscriber numbers have grown by 64% over the past year up from 14,000 to 22,000 with unique open rates and click through rates at record levels and far above the industry average.

Cycling Australia Online

A major challenge for us this year has been rejuvenation of our websites and setting up some

key tracking procedures to help us work more efficiently and effectively.

cycling.org.au was visited by 360,000 unique visitors in 2010, and recorded 1.1 million page impressions. This is the first year we have used analytical tools to measure our online engagement success. With benchmark figures now in place we aim to improve in 2011 as we implement a new Integrated Technology Platform.

We expanded our website portfolio in 2010 to include teamjaycoskins.com with the core objective being to increase the awareness and reach of Team Jayco Skins. The site also acted as a testing ground in both development terms (open source platform) and as a vehicle to test market several social media and fan engagement initiatives.

Cycling Australia also established and manages a stand-alone website for the Melbourne round for the UCI Track Cycling World Cup Classics

trackworldcup.com.au features everything from ticketing information to video features and has proved popular with fans and successful in driving ticket sales and interest in the event. The site is also being used to track the success of the event marketing campaign.

CA has only touched the surface of the growing phenomenon of social media.

more than 3000 fans follow [@cyclingaus](https://twitter.com/cyclingaus) & [@cycloneshq](https://twitter.com/cycloneshq) [CyclonesHQ](https://www.facebook.com/CyclonesHQ) is on Facebook

[Cycling Australia](https://www.youtube.com/CyclingAustralia) is on You Tube

We will continue to develop this area as a resource for our members and as part of our Grass Roots joint venture a more extensive social media strategy will be rolled out for members and fans providing them with unique content and promoting cycling to a wider audience.

Media

It's now the case that more often than not stories about Australian cycling or Australian cyclists are appearing online, in newspapers and magazines and on radio and television. Across the board this year cycling has been a popular topic with coverage of the stars of the sport, tips for staying healthy, commentary on cycling being the 'new golf' and even debate over team selections. In fact there has rarely been a day this year that we have not received a call from a media outlet seeking comment or assistance with a story.

The sport is reveling in an increase in profile and media focus which has come after years of cultivating relationships with the media to build awareness of the sport.

Conclusion

We thank everyone who has contributed to our work this year and we're looking forward to taking advantage of the exciting opportunities and tackling the challenges that will come in the next few years as the sport and Cycling Australia both continue to grow.



Coaching & Development

Brendan Moriarty National Coaching & Development Manager Cycling Australia

The coaching department has once again had a progressive year. In late 2009 and early 2010 significant foundations were laid through the frequent delivery of the updated CycleSkill course. This was highlighted with the rollout of the National CycleSkill Coach Day initiative. We backed that up with the regular delivery of the Level 1 Road and Track, MTB and BMX courses, the pilot delivery of the Freestyle BMX Coaching Course and the development of a groundbreaking Level 2 BMX Coaching Course. In addition, an unprecedented three Level 2 Road and Track Coaching courses were delivered in the space of nine months.

Coach Educators Conference

In July, the inaugural CA/BMXA/MTBA Coach Educators Conference was held. This brought together more than 30 coach educators from all cycling disciplines and provided an excellent learning and networking opportunity for the conference attendees. Also incorporated into the conference were coaching course orientations for presenters/assessors in a range of coach training programs

Presenter and Assessor Training & Course Orientations

In June training was held for prospective coaching course presenters and assessors. The target outcome was to increase the pool of presenters and assessors on the ground and ensure the ongoing high-quality delivery of coaching courses. There are now a total of 30 trained cycling coaching presenters & assessors, with another 32 in various stages of becoming fully trained.

Professional Development Opportunities (PDO)

A number of PDO's were delivered at National Championships during the year, including 'Anti-doping for young riders' at U15/U17 Road Nationals, 'Coaching Masters' at the Masters Road Nationals, and 'Preventing & Managing Injuries' and 'Strength & Power for Junior BMX riders' at BMX Nationals. The number of PDO's delivered will increase in the coming months to cater for a range of coaching needs and recognised skills gaps.

Level 2 BMX Coach Training Program

One of the coach education targets for 2010 was the development of a curriculum and coaching course at Level 2 BMX (the third tier in the BMX Coach Pathway). This five-day coaching course aims to train BMX coaches to operate at international level with elite riders and ultimately to

support the HP program by providing the national squad coaches of the future. With more than 40 hours of face-to-face interactive delivery and practical activities with elite sport scientists and BMX experts, the high standard of the course has brought Australia to the forefront of BMX coach education globally. This course was delivered for the first time in October 2010.

Coaches

A large number of coaches were accredited and re-accredited in the year to date but even more significant is the number of courses delivered – a huge total of 29 in 12 months. The resultant new coaches, particularly the high number accredited at CycleSkill level, provide a bright future outlook for cycling coaching in Australia.

Summary of Key Department Developments

-  Restructure of the Coach Development Pathway to facilitate coaches in all disciplines
-  Creation of a long-term plan to facilitate coach pathways within each State/Territory
-  Inaugural Coach Educator's Conference
-  Integration of BMX coach education with Cycling Australia coach education

The National CycleSkill Coach Day initiative involved training more than 80 entry level coaches nationwide and has given us a base to develop throughout the past 12 months with the view to this being the source of future club, state and national coaches.



-  Launch of new world class NCAS Level 2 BMX Coach Training program
-  Record delivery of coaching courses at all levels of accreditation
-  Presenter and assessor training, and course orientations, producing a significant increase in qualified personnel who can deliver the coaching courses
-  Year 1 (Coach Recruitment) of the 2010-12 Coach Pathway three-year plan is now complete. The goals of Year 2 (Accreditation & Coach Servicing) and Year 3 (Full Coach Servicing) are still on track to reach targets by end of 2012.

Acknowledgements

The large increase in the number of courses, coaches and the other significant developments throughout the past 12 months could not have been achieved without the contribution of the presenter/assessor workforce and the staff from CA, BMXA, MTBA and each SSO.

Thank you to everyone who played a role in the progress made during the past 12 months.







COMMISSION REPORTS



Road Commission

A record number of teams registered for the six race 2010 National Road Series.

Team Genesys Wealth Advisers won the series ahead of Drapac Porsche. Analysing entry numbers throughout the season shows the NRS is becoming more popular with riders all over the country. The majority of NRS events recorded increased entries compared to previous years, with the stand out events being the Grafton to Inverell, Geelong Tour and Tour of Gippsland. In 2010 the NRS also became a regular attraction on the re-vamped SBS program 'Cycling Central'. The appeal of the international content shown and improved time slot ensured the NRS was seen in more living rooms around the country than in previous years.

Work to develop the NRS is continuing with a project to combine the individual and teams' series being considered for 2011. The concept would see all of the current National events become teams based races, catering for the

growing number of teams in Australia. The idea is receiving support from riders, managers and event coordinators.

Calendar

The Tour of Toowoomba was added to the NRS calendar this year and according to the riders, managers and CA staff that attended the race, it was a successful first year event. The organisers have already locked in major sponsorship for 2011 and planning is well underway.

One downside to the NRS calendar in 2010 was the withdrawal of the Tour de Perth. Due to a lack of funding and personnel it was decided midyear that the event would be cancelled. We are currently working with Cycling WA and the organising committee to get the event back up and running in 2011.

Major Events

The biggest news of 2010 was the hosting of the UCI Road World Championships in Geelong.



Impressive spectator numbers (156,000 for the elite men's road race) combined with massive

domestic and international television audiences put the event and Australian cycling centre stage. The Herald Sun World Cycling Classic Ballarat was held a week earlier as a curtain raiser event and attracted a host of international riders.

Road Commission

Throughout the year the Road Commission has deliberated over issues surrounding the national calendar, Junior Championships and the Para-cycling Championships. Currently matters relating to the Australian Open Road Championships, Oceania Championships and the NRS are being discussed.

The members of the Road Commission are:

-  Matt Bazzano
-  Graham Brown
-  John Craven
-  John Fox
-  Greg Nunn
-  Dave Sanders.

Stephen Hodge
Board - Senior Vice President
Chair, Road Commission

Sean Muir
National Road Coordinator
Secretariat to Road Commission



Coaching Commission

The Coaching Commission is pleased to report on activities in the field of coaching for 2010.

The Cycling Australia coaching department continues to meet its targets, with record numbers of coaches attending courses, a continued increase in the number of accredited coaches, broadened discipline integration, an increase in the number of coach training program Presenters and Assessors and an increased level of servicing to current coaches.

Results

2010 again proved to be another highly successful year for cycling, with a multitude of medals of all colours won at World Championships, World Cups, Oceania Championships and the Delhi Commonwealth Games. These athletes do not achieve such greatness without the support and direction of our coaches. Australia is home to many of the world's best coaches and we continue to be proud of the world class quality of the athletes that our coaches are developing.

At the grassroots level, new coaches continue to join our ranks, providing the basic skills and education to junior and novice cyclists. Without these coaches feeding riders in at the base level, we will not have a broad base of riders to draw upon at the elite level.

Congratulations to all coaches for the results achieved in 2010, in particular those who coached the Australian riders to medals at international competitions.

Funding

The system for the distribution of 'Satellite Coach Funding' has been revised, allowing for streamlined distribution of funds directly to coaches.

Personnel







The coach education department continues to grow with Alexandra Bright, a former staff member of Cycling Queensland taking over as the National Coaching & Development Coordinator. Rob Leggett has also joined the department as the National Development Officer. The Coaching

Commission looks forward to further growth of this important department.

Integration

The Commission is committed to the integration of all disciplines through the listing of all coach training programs, delivery of the integral National Coach Educator's Conference, integrated Presenter & Assessor Training and coach communication. This integration allows for the sharing of resources across all riding disciplines and will only further strengthen our development of coaches in Australia.

The members of the Coaching Commission are:

-  Shayne Bannan
-  Ben Cook
-  Glenn Doney
-  Brendan Moriarty
-  Donna Rae-Szalinski
-  Brian Stephens

Mark Fulcher

**Board - Senior Vice President
Chair, Coaching Commission**

Alexandra Bright

**National Coaching and Development Coordinator
Secretariat to Coaching Commission**



Athletes Commission

2010 once again has been a wonderfully successful year across all disciplines of our sport.

From topping the medal count at the Track World Championships, victories at the Mountain Bike World Championships to hosting our very first Road World Championship in Geelong where we topped the medal standings. In short our future looks extremely positive moving towards London 2012.

The popularity of the Tour de France and our athletes' extraordinary efforts have propelled cycling even further forward with the greater Australian public genuinely embracing our sport like never before.

The members of the Athletes Commission continue to work within their particular disciplines to keep





abreast of any issues the athletes may have. This work is much appreciated by the Chairman in helping the Commission carry out its role. The Chairman continues to use his appointment on the board of Cycling Australia to directly address the interests of the athletes in the ongoing management of our sport. The Commission has an athlete targeted focus which is a vital lifeline between athletes and management.

As always athlete representation is the key aspect of the Commission. The athlete's voice is vital in Australian cycling's continued development and the members of the Commission endeavour to liaise with their particular disciplines to bring concerns and suggestions back to the Chairman for further attention.

The Commission continues to look out for the ongoing interests of the athletes in areas such as selection, safety and future development.

The dedicated Commission e-mail address athletes.info@cycling.org.au continues to be the main avenue for contacting us and a dedicated page on the CA website provides further information and contact details.

The Athletes Commission members are:

-  Perren Delacour
-  Olivia Gollan
-  Luke Madill
-  Chris Scott OAM

Stephen Wooldridge OAM
Board - Director
Chair, Athletes Commission



Masters Commission

There is no doubt that my first year with the Masters Commission has been one as much about learning the landscape as it has trying to make some difference.

National Championships

This year has seen two fantastic Masters National Championships; track at DISC in Melbourne and road at Ballarat; both events producing some wonderful racing. Thank you and congratulations to Cyclesport Victoria for hosting both events so professionally.

It was a particular pleasure for me to visit my first Australian Masters Road Championships. What an impression it made. Who would have thought you could close part of a major arterial road in a major regional town on a weekday to run a time trial for masters cyclists? The highest praise must go to Stuart Campbell and his organising committee. Thanks also to Mike O'Reilly of the Masters Commission for his guiding hand. The wonderful support of Cr Judy Verlin and the city of Ballarat shows how committed Ballarat is to cycling. Council supplied logistical support and much of the equipment constructed for the Australian Road Championships in Buninyong in January, particularly the finish gantry, the use of which was a real treat.

Socially too the championships were a hit with many of the visitors making

use of the excellent facilities at the Ballarat Golf Club which was the hub for presentations. Peter Reaburn's seminar on training masters athletes was also a highlight.

Special thanks must be reserved for our highly expert commissaries, particularly our Chief Commissaries Laurie Noonan at DISC and Tim Francis at Ballarat, and for the army of volunteers who make these events so safe and wonderful for the competitors.

Next year we look forward to hitting the road again in Ballarat (28 Sept-2 Oct) and the track in Sydney (Dunc Gray 24-27 March) where team sprint has been added as a medal event for the ladies and teams pursuit will be a demonstration event.

Technical

As a means of making medals available for worthy performances for competitors in events with numbers fewer than the former minimum for a medal event changes were made to the technical regulations this year.

Unification

No significant advances were achieved in the unification of masters age cycling this year. It is expected that improved member benefits proposed for 2011 will assist us to show there is real benefit for veterans, their clubs and states who affiliate with Cycling Australia.

International

Australian masters track cyclists did us proud in Anadia, Portugal in late October finishing second on the medal tally with 16 gold medals, 10 silver and 9 bronze. A fantastic result for the sprinters filling all places on the podium in the team sprint.

With an absence of international competition for masters in this region Cycling Australia and BikeNZ are in discussions about commencing a trans Tasman competition.

Despite rumours to the contrary the UCI has confirmed its ongoing support for masters level international competition.

Thanks

Thanks to the Masters Commission members whose experience and enthusiasm for promoting and facilitating masters cycling is inspiring. Finally, I would like to thank Rob Ingall, our co-ordinator, for his efforts during the year, along with Joanne Cameron who always seems happy to jump into the fray when needed.

The Master Commission members are:

-  Mike O'Reilly
-  Liz Randall
-  Jim Taylor
-  Billy Wright

Justin McMullen
Board - Vice President
Chair, Masters Commission

Rob Ingall
Masters Coordinator
Secretariat to Masters Commission



Track Commission

The Commission's role is to plan and co-ordinate track racing and training in Australia and to address the strategic issues confronting the sport.

During the year the Commission members, together with HPP and Cycling Australia staff, have given their time and expertise to these matters.

2009-2010 has been a momentous year for Australian track cycling with our high performance athletes maintaining their position as number one track nation in the world. Whilst this is an enviable position to be in the track discipline struggles in Australia with declining participation, low spectator attendance and venue problems.

Melbourne World Cup

The entries for the coming Melbourne round of the Track World Cup are high with more than 300 national team athletes from 44 countries entered. Expectations are high for great racing and good crowds for the event. We have named strong Australian and Team Jayco-AIS line ups and expect to claim early ranking points towards Olympic Games qualification.

National Championships

Sydney has been allocated the 2011 Elite, Junior and Masters Track Championships to be raced at the Dunc Gray Velodrome. The 2011 Elite

Championships were originally to be staged in Perth, but they unfortunately had to withdraw from hosting the titles.

Oceania Championships

The 2011 Oceania Track Championships will be held in Adelaide on the 24-27 November 2010 with UCI qualifying points available. The competition between Australia and New Zealand will be intense.

Race Results

Our track cyclists were once again the leading nation at the Track World Championships held in Copenhagen.

The 2010 Australian Junior World Championship team also maintained our solid record of performance that level topping the medal table.

Strategic Planning




During the year a review of track cycling at all levels throughout Australia was undertaken. The review highlighted the problems of falling participation levels in all states and the need to ensure the tracks satisfy safety standards.

As an indirect result of the review a National Junior Track League was proposed by the HPP to boost the level of racing for junior divisions. It is hoped this initiative will be developed and implemented in 2011 but this depends on ASC participation funding.

It is proposed to develop an in depth response to the issues identified by the review in early 2011.

2011

The coming year will provide a number of challenges for the track discipline including:






-  the impact of the new Olympic race program on State, National and World Cup programs;
-  the decline in track participation and spectator numbers;
-  the implementation of new regulations on velodrome design and safety.

Work well done

I would like to congratulate the athletes, coaches, promoters, state bodies and volunteers for contributing to the high ranking of our track cyclists on the world stage.

Thanks also to my fellow Commission members for their continued contribution and Lyriane Beuzeville for her management of the Commission's operations.

The Track Commission members are:

-  Phill Bates AM
-  Mark Fulcher
-  Murray Hall
-  Harry Hart
-  Gary Sutton OAM

Rob Bates

**Board - Vice President Finance
Chair, Track Commission**

Lyriane Beuzeville

**Executive Operations Manager
Secretariat to Track Commission**



Technical Commission

A review of the technical regulations is currently being undertaken for the 2011 update.

The major changes are the Omnium and Para cycling rules to be aligned with the UCI articles.

The Technical Commission has been actively communicating with members regarding the UCI Bike regulations. The major issues in the last year have been the wheel regulations for mass start road races as well as the 1:3 ratio rule where components of the bicycle are required to comply to minimise designs which overly effect aerodynamics and safety. These two major issues have settled down recently with a common sense approach by officials to enforcement.

Training & Development

A National Level 3 commissaire training session was conducted over two days at the end of September just prior to the Australian Masters Road Championships in Ballarat. This training seminar was organised by Rob Ingall and led by Karen O'Callahan and Alex Dustan who did a great job in leading the training program and sharing their knowledge with eight commissaires all of whom have now been accredited to National Level 3.

A revised training presentation for both Club Level 1 and State Level 2 has been completed. A Level 1

workshop was conducted in Tasmania led by Peter Tomlinson and Alex Dustan. This one day workshop was very successful in training 13 new Club commissaires. A Level 2 workshop was conducted in Victoria at the end of October and was positively received with eight trainees benefitting from the two day workshop. A number of new commissaire training videos have been sourced and refined for use in these workshops and will be distributed to all commissaire course presenters.

A National Commissaire workshop was held in Sydney over a weekend in June. The program focused on recruitment and training of new officials as well as training and development of current officials. It was attended by officials from all states and territories. In 2011 we are planning a number of skills workshops for commissaires to develop specialised skills in electronic timing, race secretariat, motorbike commissaire and leadership skills.

There are currently 346 Level 1 (Club), 191 Level 2 (State), 100 Level 3 (National) and 10 international road and track commissaires, a total of 647, a growth of 15% in the past year.




It is estimated that around 30% of our accredited commissaires are not

currently active but remain current as they maintain financial membership of CA. Commissaires who do not meet the required activity to maintain their accreditation will be reassessed in 2011. A succession plan and talent identification plan will also be further progressed to ensure we attract and develop officials.

We plan to conduct forums/workshops prior to National Road and Track Championships to bring all officials up to date with the current rules and changes that have taken place within the technical regulations and their implementation.

The process of appointing commissaires for national events is a lengthy process and the commitment made by commissaires is very much appreciated as we understand the time required off work to attend the events as well as the financial burden of travel to events.

We would like to take this opportunity to thank the commission members who are:

-  Greg Griffiths,
-  Garry House
-  Karen O'Callaghan

as well as Ron Bonham and Mike Victor for their time and expertise in progressing the commission's goals and service to our members.

Peter Tomlinson
Chair, Technical Commission

Rob Ingall
National Officiating Coordinator
Secretariat to Technical Commission





AFFILIATE REPORTS



The ACT cycling community acknowledges the dedication and efforts of Steve Hosking as the retiring President of Cycling ACT.

We are indeed fortunate that Steve continues to share his knowledge, expertise and judgement with the committee. With a small growth in membership, our focus has been to align with Cycling Australia initiatives and to further build the spirit of co-operation and cohesion within our community.

Recognising our unique challenges has inspired initiatives to maximise the preparation and performances of our riders.

Internationally, from juniors to masters, ACT riders continue to produce exemplary results and to be dignified ambassadors for our sport. It was especially gratifying to see Vicki Whitelaw, Michael Rogers, Matt Hayman and Michael Matthews (U23 World Champion) at the UCI Road World Championships in Geelong.

Vicki and Michael Matthews also represented in the Delhi Commonwealth Games along with Daniel Ellis (gold) and Chloe Hosking (bronze).

At the Junior Track World Championships, Edward Bissaker and Mitchell Lovelock-Fay rode to gold in the Team Pursuit.

Three ACT riders (Sue Powell, Brandie O'Connor (stoker) and Kerrie

Knowler (pilot) competed at the Para Road World Championships with Sue winning silver (ITT) and bronze (RR).

At the recently contested Masters Track World Championships in Portugal, Vanessa Essam won bronze in the Individual Pursuit. We are excited about the number of high performing riders ACT cycling has in continental teams competing around the world.

Both our men and women are performing well in the USA, Asia and Europe as well as having a strong representation within the Australian National Road Series.

Cycling ACT has formulated strategies to strengthen the links between local cycling bodies such as BMX, MTB and Pedal Power. Already, six experienced BMX riders have commenced their introduction to track riding.

Our coaches have established a co-operative plan to build cohesion and unity within each of the junior age/gender groups. Masters riders are also being encouraged to become coaches and to work as mentors with our younger riders on track and road.

A recognised need to promote track racing through a video clip and word of mouth encouragement has resulted in strong fields. For the first time in many years the ACT Track Championships are back on the agenda.

We acknowledge and appreciate the dedication of our volunteers whose work enables local and national events to be conducted to the highest standards. Our Administrative Officer, Lexie Webster maximises the efficiency of our operations and we celebrate the awarding of 'ACT Sports Official of the Year' to our international commissaire Tim Ward. Cycling ACT actively seeks opportunities to publicly reward our stalwarts through ceremonies such as ACTSport's 'Thanks Awards'.

The strong support from the ACT Government enriches our endeavours to host major cycling events and to continue building world class facilities. We have signalled the urgent need to replace the velodrome with an indoor facility. Stromlo Forest Park is continuing to develop as the hub of cycling for our region.

The ACT cycling community exhibits a powerful bond of co-operation between ACTAS, clubs, committees and participants. This spirit must be preserved, fostered and respected to ensure continued growth in our sport.

Jim Veal
President Cycling ACT



The focus in 2010 has been to encourage members to increase their coaching and officiating skills and knowledge.

Consequently Cycling NT provided considerable resources for members to undertake coach education. Two members undertook a Level 2 track and road coaching course and another recently attended a Level 2 BMX coaching course. Two members completed a CycleSkills Coach Educator's course so we now have qualified CycleSkill presenters in our major centres, Darwin and Alice Springs. NTIS Head Coach, Tim Ellison travelled to Canada as the National Junior Coach for the World MTB Championships. Trevor Owen, our only nationally accredited Commissaire, delivered Commissaire education.

Cycling development in the NT continues to be hampered by the restrictions imposed by Cycling Australia and the affiliated bodies' National Memorandums of Understanding between MTBA and BMXA and the need for members to purchase multiple licences. With our limited population the codes continue to compete for members and this causes conflict within our small communities. There is an overwhelming pressure from our member clubs to bring all codes of cycling under one licence and we look forward to an expedient and positive resolution of this issue.

The CNT Athlete Development Program continues to enjoy positive national attention and it achieved significant results due to the hard work of Tim Ellison, Andrew Barcroft and their athletes. Ryan Standish won the National U19 MTB Championships in SA in January but was unable to be presented with the title due to his US citizenship. Ryan was also invited by the US National Team to participate in camps and events in Europe and the USA, which he did, achieving impressive results. Luke Ellison won the SA Downhill titles.

Tim Ellison continued as the Head Coach of the NTIS squad and he conducted an extensive camps based program which saw junior athletes travel interstate on five different occasions to gain valuable race experience. He most recently conducted an U19s MTB team National Team Training Camp in Canberra to identify their skill development requirements in XC and Downhill. Over 50 young athletes attended, with most States and Territories represented. Participants experienced snow in the time trial, hail during the XC at Mt Stromlo and a blizzard during the 4X event. Luke Ellison and Mitchell Vanetie attended from the NT and Luke Ellison was ranked third overall at the conclusion of the camp.

Cycling NT made the decision to suspend road cycling from the 2011

Arafura Games program due to the limited number of entries in 2009 and the enormous drain on our Darwin based volunteers with little local benefit. The tyranny of distance, expense of travel and conflicting events such as the Tour de Timor impacted significantly on registrations for the NT Road Titles and they were cancelled for 2010. Numbers were similarly down for the NT Track Championships. With the increased costs of air travel NT athletes need to look interstate for value for money and quality competition. Positive relationships and professional networks continue to be developed across the States and Territories which have benefitted our members.

I acknowledge the major contribution of the NT Department of Local Natural Resources, Environment, the Arts and Sport, Northern Territory Government who provide annual funding to our organisation and thank our members for their continued support and participation in our sport.

Our focus for the future continues to be to obtain funding for Development Officers in Darwin and Alice Springs as well as administrative support and one licence for all cycling codes, including BMX and MTB and the development of a multi-purpose cycling centre in Darwin.

Mandy Hargreaves
President Cycling NT






Cycling NSW continues to grow in membership, deliver on performance related objectives and establish a sustainable financial basis for continued development.

2010, despite being an economically tough year, has seen the membership of Cycling NSW continue to grow by a significant 3.5% (to 6,657 members). This higher membership has been evident through the increased participation levels in all Cyclo Sportiff and race events along with a number of Bicycle User Groups registering as clubs with Cycling NSW.

The standard of event promotion has lifted with more sponsors, more teams, better logistical support from government departments (namely police and roads and traffic authorities), and the introduction of value add support such as electronic timing has all combined to ensure a safe and more professional image and product for participants. The recent 50th anniversary of the Grafton to Inverell classic saw participation records smashed with in excess of 550 riders competing over a variety of race events on the day. The primary event had 455 riders competing across four divisions.

The performance of Cycling NSW athletes has continued to exceed expectations throughout 2010, despite some changes in our coaching infrastructure. Gary Sutton, whilst having accepted an Australian Institute of Sport National coaching role, remains with us providing oversight and guidance to the NSW

Institute of Sport (NSWIS) coaching team and program. The NSWIS team has expanded in 2010 to include Mick Kedja, Sean Eadie and Natalie Bates. Kurt Pollock has recently been employed to replace Graham Seers as the NSWIS/Cycling NSW Regional Coaching and Development Coordinator. As a consequence of this coaching capability, it is no wonder that in 2010 Cycling NSW members have won:

-  17 World titles
-  4 Commonwealth titles
-  72 National titles

Megan Dunn continues to be one of NSW's outstanding athletes winning Commonwealth and National track endurance titles in 2010. Megan has won six gold medals at Junior World Championships over the past two years making her the most capped Junior World Champion on record (male or female).

Kaarle McCulloch continues to excel, teaming up with Anna Meares to win back to back world championships in the team sprint. Ashlee Ankudinoff, Scott Law, Jackson Law, Rochelle Gilmore, Chris Sutton, Mark Renshaw and Jayme Paris all continue to demonstrate their ability on the world stage.

Whilst the depth of young talent rising through our U15 and U17 categories is also evident, we cannot forget the results of our masters riders on the world stage, recently returning home from the Masters Track World Championships in Portugal with no less than 10 new

world champions. A total of 93 World, Commonwealth and National Champions achieved by no less than 48 Cycling NSW members: outstanding performances by all.

Cycling NSW continues to work with the Bankstown District Sports Club to ensure the continuing operation and viability of the Dunc Gray Velodrome. The closure of the Handlebar Tavern in mid 2010 has demonstrated the impact of government policy and Australian domestic economic financial circumstances on the revenues of the Tavern, which were the primary source of funds for DGV operations.

The 2011 National Track titles for all levels of cycling (junior through to masters) are to be held at the DGV in February / March 2011 and are a demonstration of Cycling NSW's drive to support and encourage increased usage of this world class venue. The continued success of the Friday night RAW (Race All Winter) series at DGV has also proven to be a most popular series.

As part of the continued promotion and development of cycling in NSW an international criterium series will be held in December 2010. The five day race series will feature two daytime, two twilight and an evening criterium(s) for both men and women. Events will be held at Bathurst, Parramatta, Central Coast, Coogee and Cronulla. Interstate teams along with international riders are expected to make up the majority of riders in both the men's and women's fields.



Cycling NSW, in conjunction with NSW Events and NSW Grand Prix Cycling, aim to make this a key annual event on the schedule of all Australasian International cyclists.

Finally, like all not for profit

organisations Cycling NSW would not be successful without the enduring support of volunteers, commissaries, and dedicated office staff. I would like to take this opportunity to thank formally all

those who have contributed towards a very successful 2010 for Cycling NSW and ask for your continued support in 2011.

Tony Green

President Cycling NSW





I wish to acknowledge the assistance provided by Cycling Australia, the other States and Territories, the large number of volunteers, and the hardworking staff at the Cycling Queensland office who have helped our sport prosper and grow over the last twelve months.

Information sharing and support provided by people in these organisations and groups has greatly assisted our Association going forward. Work is being done by staff to enhance relationships with the disciplines of BMX and MTB within the State and we look forward to continuing and growing this in the year ahead.

I would also like to take time to acknowledge the significant support provided by the Queensland Government and thank the staff of the Queensland Academy of Sport and the NTID program for their assistance and support throughout the year. A change in the Board has occurred during the period most notably the addition of Mike Victor OAM as President. In recognition of Mike's contribution to the sport he was presented with a UCI Merit Award at the recent UCI Congress in Melbourne. Membership numbers continue to increase but not at the same rate as in 2009 but plans are being prepared for activities with membership as a focus to be implemented.

Revitalised Racing Committees have enhanced activities in both road and track with 45 Road Opens and 10 Track Opens conducted in the period and this will increase in the future. On the road a team series of three events was successfully conducted. The planning is being finalised for an expanded series of seven events next year. The number of cyclists training on the track this year has increased significantly and indications are for a very strong season.

The Association coordinated a State wide Track Come and Try Day which was very successful. There were 111 attendees in Brisbane and 234 participants state wide with two major centres unable to take part in the initiative due to local coordination problems. The Association also assisted one of our clubs to host an Open Cyclocross event.

A significant number of courses have been conducted for Commissaires and Coaches with 24 Level 2 Commissaires being accredited in the period and an increase of fifty percent in the number of attendees at the coaching courses in the last year. Of note also was the first Level Two Coaching Course conducted in Queensland for fifteen participants during that period. The Association is also about to reintroduce a Junior Development squad after an absence of some years.

Queensland had eight cyclists selected for Junior and Para World

Championship squads. Jay McCarthy picked up silver in the road race, this added to his full set at the National Under 19 Championships in May and podium and other performances at the Nations Cup.

Jordan Kerby rode in the gold medal winning team pursuit and topped that to win the Points Race, adding to his win in the same event at the National Titles.

Our elite riders also did Queensland proud. Medallists at Nationals included Michael Hepburn, who added a World Championship title later in the year in the team pursuit squad, Malcolm Rudolph, Aaron Kemps, David Kemp and John Anderson.

Ruth Corset ably represented the women by winning the National Road Race title, and did well in the World Cup Races and was the best performed Australian at the Worlds in Melbourne finishing up by riding at the Commonwealth Games.

Allan Davis topped those performances by winning bronze at the worlds in a very exciting road race and then won gold in India in the road race.

Geoff Rynne
President Cycling Queensland



2009/10 was another year of growth for Cycling SA with overall numbers of members and the number of event participants trending upwards across the board, boosted particularly by those 'serious' recreational members who joined up for the Cyclo Sportifs.

Greater opportunities through accessible, fun events and pathways to racing through encouragement and coaching will be required to continue to capture and provide for this immense market. It's these 'non-traditional' areas of our sport that will open doors of opportunity to those thousands of 'serious' riders that materialise each Tour Down Under.

Our role with the Tour Down Under has expanded, providing us with greater opportunities to run major events in our own right during the race, as well as being in a service-provider role providing the whereabouts system via Times-7 for the largest mass-participation ride in South Australia with over 7,000 riders being tracked. It's yet another area where so much opportunity lies for our sport but one where every year we really struggle for the resources to reach our full potential.

Cycling SA has secured several major long-term sponsors, enabling us to run larger events and provide more development activities. The Rendition Homes Teams Series is arguably the best teams series in the

country and growing. The sport's media coverage in both print and radio is excellent due to partnerships formed with local media. The Cycling SA 'brand' is becoming well known.

A long term project of gaining access to a traffic-free criterium circuit was realised with Victoria Park located in the Adelaide CBD providing an idyllic and central setting for criteriums for those months when the circuit is available. Without a doubt it's one of the main attractors to new riders who can watch people of all abilities battling it out on a very accessible circuit after work and it makes people think "I can do that". Cycling SA and its clubs will have to continue to search for other circuits suitable for major and club-level racing to maintain variety and provide development opportunities for all abilities of rider. The accessibility of Victoria Park is tempered with ongoing problems with the Port Adelaide Enfield Council's lack of action with the botched resurfacing of Hanson Reserve Velodrome.

Cycling SA now has several standing committees performing vitals roles in coordinating and providing valuable advice and research in administrative and operational areas and each of them will have provided a separate report. Our newest commission has been charged with the responsibility to nut out the requirements to make our sport more attractive and accessible for women – another

huge potential growth area for cycling both as a lifestyle and a sport. SA's peak cycling advocacy body, BISA, has just affiliated with Cycling SA.

Thanks of course go to those many members who are active in the clubs and members of the Cycling SA commissions who are performing such a vital role in assisting coordination and setting the direction for our sport. We're making an additional effort as an organisation to formally recognise those volunteers that go 'above and beyond' putting their efforts into cycling.

At this AGM we also mark the passing of James 'Jim' Nestor, who was an Olympian, coach, commissaire and club administrator. Jim was a mentor to many South Australian cyclists and he is sorely missed by many in the cycling community.

Gemma Kernich
President Cycling SA



It has been a watershed year for Cycling Tasmania, with the appointment of Chief Executive Officer, Christian Farley.

Historically, we had been solely focused on the disciplines of road, track and Para-cycling (with a stagnate membership hovering around the 450 mark), but with the development of our strategic plan we realised that we needed to extend our market share.

This led us to approach the MTB clubs and BMX Tasmania to develop a connection. This move was endorsed by the Department of Sport and Recreation and through the signing of a Memorandum of Understanding and letters of support, the department now recognise Cycling Tasmania as supporting a membership base of more than 1,000 and 19 clubs/associations.

This allowed Cycling Tasmania to move to the next tier of funding level, and an increase of more than \$20k for the 2011 year.

The appointment of a CEO allowed Cycling Tasmania to build

relationships within all levels of government, generating confidence in the organisation and the acceptance by the Premier, the Hon David Bartlett, to become Patron of Cycling Tasmania.

The relationship between Cycling Tasmania and the MTB clubs and BMX Tasmania is still being expanded and a recurrent revenue model needs to be developed, including input from BMXA and MTBA, but the premise of a single state body is the way forward in Tasmania, building a 'Collective Voice' to support strategies, policies, infrastructure and support mechanisms that make cycling a safe form of transport, sport and recreation.

Cycling Tasmania aspires to be the "go to" organisation for all cycling related matters in the State.

2010 has allowed us to build the foundation for the future and in the coming year we have a mass participation recreational road ride planned and three MTB recreational rides around the state.

In the competition stakes we have excelled with a number of our cyclists gracing medal presentations at National Track and Road Championship events in both senior and junior categories.

The highlight for this year would have to be Amy Cure's performances at the Junior Road and Track World Championships in Italy where she won three gold and a bronze medal and recorded two new world records on the track.

Our appreciation is extended to all those within our state who have played a part in the ongoing development and successes of all our athletes.

My personal thanks to my hard working board members and our staff, Christian Farley (CEO) and our admin assistant Robyn Bailey.

Noel Pearce

President Cycling Tasmania



There was a buzz in the air in Victoria's cycling community in 2010. The racing season saw great excitement with the UCI Road World Championships hitting our shores.

In 2009 the CSV Board charted a new long term direction for the organisation by adopting a new strategic plan that would lead us through the next three years. This has been the guiding light for the board and management upon which this report is built. Beyond this, our highlights included a huge events calendar including the UCI Track World Cup, Masters Road and Track National Championships, Junior National Track Championships, Australian Madison Championships and UCI Road World Championships.

The expansion of the Development & Coaching commission has continued CSV's focus on developing these areas of the business. CSV has also continue to grow a 'whole of sport' perspective through the provision of events that are inclusive for all. We have a number of other new developments within our sights over the next few years - our goal is to continue to make Victoria a great place for cyclists and achieve our mission statement "to grow the sport of cycling".

In 2010 we experienced significant staff turnover; while this is a continued issue within sport we are continuing to develop new human resource strategies to better serve our staff. However we used loss as an opportunity to bring in new blood

and move the association forward with enthusiasm.

Membership

CSV saw record membership through the 2009 -2010 year totaling 6,300 members in early June. The greatest increase was seen in club and racing memberships with a slight decrease in total recreational membership. The key focus over the next year will be to leverage off Cycling Australia's membership development and servicing plan and increase the services provided to our members.

Governance

Governance has been a hot topic in sport and CycleSport Victoria is no exception. This year the CSV Board underwent a good governance program with VicSport. This enabled the board to undertake a skills audit, develop a code of conduct and position descriptions. The result has been a board that operates more strategically. The Board has also been active in developing the management systems and policies to support CSV Staff.

The CSV Board also undertook a strategic agreement with BMX Victoria where the goal will be to integrate into a single body under the CSV banner.

Development

CSV continued to host the highly successful Victorian School Cycling Championships. This year saw the introduction of BMX to the calendar and a total of 1500 participants of the zone finals and championships.

The continued success of Come N' Try Days and development camps

indicates that there is much demand for development and CSV must look at resourcing this appropriately.

A key development has been the formation of the Development & Coaching Commission (DCC). The commission has provided great guidance in many key development areas and additional work is continuing as this commission grows.

A continued focus will be to increase the number of commissaires and recognise these fantastic volunteers appropriately.

Marketing & Communications

CSV enjoys strong brand presence in the racing market place however there is still much work to be done to promote the brand throughout the cycling market place.

The expansion of our electronic communication has significantly increased CSV's ability to communicate with non-members and members.

Our key focus moving forward will be to increase partnerships and commercialisation of our cycling programs. Revenues from key marketing activities have increased dramatically over the past six months with new sponsors such as Ventou and Gold Cross Cycles partnering with CSV. This is only the first step in increasing the commercialisation of cycling in Victoria.

Events

Victoria continues to be the hot bed of racing in Australia – punctuated by the successful hosting of the 2010 UCI Road World Championships. This is as a result of tireless work by our



clubs and great promoters – and shows no sign of stopping in 2011. This year saw a continued increase in the number of participants in virtually all open races.

CSV also undertook a review of track racing and have begun to take some

small steps in increasing participation – there is still much work to be done in this area but CSV is thankful for everyone's work to increase track participation.

CSV have also seen the increasing participation in recreational events

with the series now at five events through the year.

Kipp Kaufmann
General Manager
CycleSport Victoria





The Western Australian Cycling Federation has undergone a turbulent time in the past 12 months.

With the inception of a new Board in April 2010 and the recruitment of a new Chief Executive Officer, we now have a stable base on which to rebuild the Federation and commit to our core purpose.

The Board was faced with significant challenges from its appointment, not least of which was the lack of financial and human resources to build the Federation's sustainability and service our stakeholders. This led to some difficult decisions having to be made. In particular, our withdrawal from hosting the 2011 National Track Championships and cancellation of the 2010 Tour de Perth.

Given the prevailing constraints and timelines involved at the time, and following feedback from stakeholders, there were regrettably limited options available to the Board. Planning has already begun

to ensure national events are back on Western Australia calendar in 2011.

As part of the Board's commitment to the development of the sport in Western Australia, the Governance Review Committee was established in June 2010. Its function is a holistic review of governance processes and philosophies, the role of the executive, communications, the role and structure of the Management Councils, and the review of the WACF Constitution. The outcome and recommendations of this review, and the subsequent feedback and support of the stakeholders within the sport, is critical in ensuring the long term success of the sport.

Despite the trials and tribulations faced by the Federation in the past twelve months, the 2009-10 reporting year proved a successful one at state, national and international levels for Western Australian cyclists, with some stand-out performances for our junior and senior, male and female riders. Our

new crop of juniors in Western Australia look well placed to emulate the success of the world class riders that have come out of the state in recent years.

Finally, I would like to take this opportunity to publicly acknowledge and thank Cycling Australia for its support over this past year as we look forward to the year ahead that is full of opportunity and potential for the sport in Western Australia.

David Armstrong
Chairman Cycling WA



In this report I will try and cover the main points of what has been foremost in the sport over the past year and touch on some of the initiatives we are working on for the future.

Firstly I would like to thank my fellow board members for the time they have given over the past year, also our valuable staff who have worked so hard sometimes under difficult conditions. After the office review last year I feel we have had great improvements from the office. Nicola is doing a great job and bringing the rest of the staff along with her which I feel our members will receive the benefits of in better servicing in the long term.

Before going on with my report I would like to thank the Australian Sports Commission for their support. Not forgetting the work done in states, it cannot be quantified in dollars and from myself representing all members I say thank-you for your time.

National sign on day and the National television advertising was a great success not only for the purpose of getting bums on seats but also this advertising has had a two prong affect in that it was a great tool to raise the profile of the sport in the general public's mind.

The National titles in Shepparton were a great success, financially and event wise and I must not forget to mention the legacy we left Shepparton BMX Club, being a state of the art facility.

I have had the pleasure of working with the state government to bring the BMX track at Chandler Sports Complex to build stage. In December last year BMXA brought Tom Ritzenthaler the UCI track builder to Brisbane, at our expense, to work out where and if we could build a track in the Chandler complex.

Now nearly twelve months on, the state government has committed 1.5 million dollars to build a world class facility. We are now in discussions on the prospects of what events can be brought to Australia; SuperX and possibly the world titles in the near future.

I had the pleasure of addressing all the Commonwealth countries who had attended the UCI conference in South Africa, this was after the UCI meeting had concluded. I must say this only came about with support from Abe Schneider, the President of the UCI BMX Commission. This meeting had a very positive vibe with all countries attending supporting the advancement of the sport of BMX into this area.

Further I had the pleasure of being introduced to Pat McQuaid, the President of the UCI, by Abe Schneider. I also attended lunch with Abe and Pat which gave me a great platform to discuss the chances of BMX going into the Commonwealth Games. I am pleased to say he indicated that in his opinion it was a 'no brainer'. Pat spoke of the challenges facing our sport and his belief that freestyle BMX would also go into the Olympics.

Australia was well represented at the World Championships in South Africa in the challenge classes. Forty-two riders brought home top eight world plates and of them eighteen were podiums. Also in the cruiser classes our athletes achieved 15 top eight world plates and 7 podiums. Australia took out 2nd in the world, as far as countries goes the first position was none other than the USA. As for the HPP elite riders all went well till the finals where we had some disappointment but in saying that I suggest that we take the results from the lead up as anything can happen in finals and it did, the wash up of this left us with six top eight and one podium. Paul Brosnan and Wade Bootes and their team did a great job.

BMXA, CA and MTBA through the ASC has been in a process to see if we can have further integration with CA and MTBA with a view of having a one cycling approach in the areas of a business model. This would include areas like membership rewards program and other business initiatives to improve cycling as a whole.

At BMXA's AGM we gave an overview in the form of a presentation so as to bring all on board with the journey we are trying to embark on. This I hope will keep the sport heading in the right direction for the future.

Barry Knight
President BMX Australia





MOUNTAIN BIKE AUSTRALIA

Membership

In 2010 our membership reached 6,700. While MTBA has >10% membership growth annually, this is not sufficient to sustain the programs we currently have. MTBA memberships renewal rate (those who renew after a year) is 51%. MTBA is preparing a tender for a dedicated position to market MTBA to the mountain biking community with the aim of vastly increasing membership.

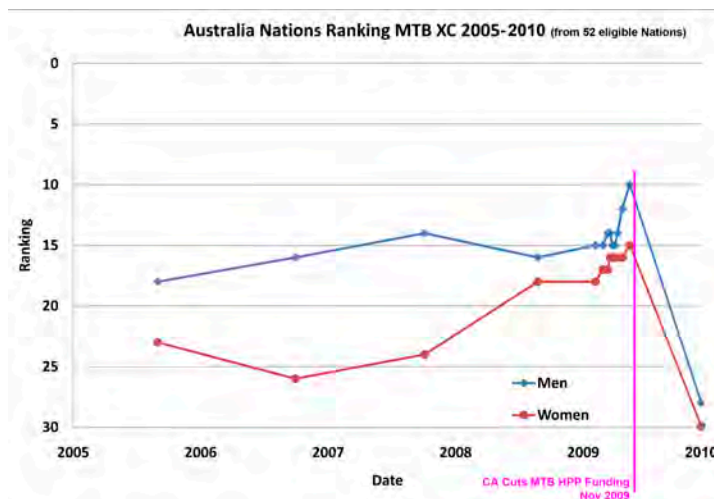
MTBA Participation Rates

While the percentage of riders in National Champs and Series who are MTBA members is very high (>80%), in the mass events which are the most popular arm of the sport, which attract rider numbers up to 10 times that of a national series round, less than 20% are MTBA members. The challenge for MTBA continues to be one of convincing mountain bikers that we provide value and are worth joining as an organisation.

HPP Funding from ASC

This was cancelled in December 2009 and without support, Australia's Cross Country Olympic (XCO) ranking - the only form of mountain biking in the Olympic Games - fell dramatically in 2010 as indicated in graph (above right).

Discussions were held with CA's CEO on 12 November in which a funding stream was identified which will first stem this decline and then work towards returning Australia to top 10 status, with the aim of being in the top group of XCO nations by 2015. This will assure Australia of



maximum start positions in the 2016 Olympic Games.

2010 World Championships

In the absence of funding from CA, MTBA committed to funding an Australian team for the 2010 UCI MTB & Trials World Championships in Canada to a maximum of \$50,000 (approx 10% of MTBA total annual income). CA subsequently agreed to provide an admin support position for the team. The team was weakened when two of Australia's best Olympic Cross Country prospects withdrew from the team due to financial reasons. Australia won three gold (Sam Hill - DHI Elite Men, Caroline Buchanan - 4X Women and Troy Brosnan - DHI Junior Men) plus 1 silver (Jared Graves - 4X Men). This result placed Australia on top of the medal tally for the Championships.

The 2010 Solo 24 Hour MTB World Championships was held in Canberra on 9/10 October and with 411 solo riders entered, it was the largest world solo 24 hour championships ever, and nearly four times the size of the 2009 championships (Canada).

This event is not a UCI championship, as the UCI do not recognise 24 hour racing, however it is the most popular arm of the sport in Australia and North America, with increasing participation in Europe where events attract up to 2500 riders. Australian riders won gold and bronze in elite men (Jason English and Andrew Fellows) plus fourth and fifth, and gold and silver in the elite women (Jessica Douglas and Katrin Van Der Spiegel). The event, including teams, had a rider field of 2800 and a daily attendance of 10,500. It was staged by Canberra Off-Road Cyclists, an MTBA club, without any government or MTBA financial assistance and returned a significant profit to the club.

MTBA Commitment to High Performance

In addition to the \$50,000 for the 2010 World Championships, MTBA currently subsidises the National Championships and National Series to approximately \$190,000 (the majority being the National Series, which incurred a loss of \$168,000 for



09/10). This represents 35% of MTBA's annual membership income. Both of these events contribute to a path for high performance mountain bike rider development, specifically, high level competition and the ability to earn UCI points, which then contribute to better start positions and the national rankings which determine Olympic team size. However, this is not able to be sustained financially. The MTBA Executive has directed a maximum subsidy of \$90,000 for the 2010/11 national series.

Participation / Development

A national junior MTB development camp was held in Canberra in October. Initially targeted at U19, U17 and second year U15 riders, the U15 participation was cut when numbers exceeded delivery capability. A separate U15 training camp will be conducted in 2011. MTBA has introduced a separate Under 13 membership category, with a \$30 entry point, to attract

junior riders. Club cross country races normally attract about 18% of entries from this age bracket.

Level of Association With CA

The CA CEO has presented a model of structural and financial integration for MTBA, along similar lines to that for BMXA. MTBA are currently evaluating whether we can afford this and the outcome may also be influenced by the ASC funded study into the business model for cycling as a sport. I am eager to further the association with CA and create a new business and management model for MTBA, one which is more fitting for a national sporting body.

National Championships 2011

Dates set for week ending 26 Feb 2011 in Adelaide. Dates moved from original mid-Jan due to risk posed by fire threat during 2010 champs. The 2010 championships came very close to being cancelled when fire threat levels prevented access to the venue.

James Williamson

James Williamson, 2006 Australian Solo 24 Hour MTB Champion, 2008 World Solo 24Hour MTB Champion and top 10 Australian XCO rider, died in his sleep during the Cape Epic MTB Race in South Africa in early 2010. His death was due to natural causes (a genetic heart defect). He was 26. A memorial and "Willo Trail" were dedicated at Stromlo Forest Park in Canberra on 7 October.

Conclusion

The return of some HPP support is eagerly anticipated. In the interim, MTBA is placing itself at considerable financial risk by supporting HPP and development as best as it can.

Russell Baker AM

President Mountain Bike Australia





Amy Gillett FOUNDATION

Safe together

The 2009-2010 Financial year represented the fifth year of growth and expansion for the Amy Gillett Foundation (AGF).

Turnover was just short of \$1m, realising a profit of \$118k. Total equity was \$529k as at 30 Jun 2010.

In July 2010, Tony Fox resigned as CEO, with Tracey Gaudry taking over the leadership of the AGF.

From Jul to Oct 2010, the AGF underwent a major Strategic Review, facilitated by Strategic and Marketing partner Publicis MOJO, which saw over 40 stakeholders within and outside of the Australian cycling community interviewed across a range of subjects pertinent to the AGF and the cycling community at large. An ambitious Strategic Plan was presented to, and accepted by the Board which focussed on two areas, establishing a leadership role in bicycling safety, and working collaboratively to bring about a cohesive bicycling community.

Publicist MOJO will work with us on an ongoing basis as we move forward to implement our Strategic Plan.

An important outcome of the Strategic Review is our strengthened position on bicycling safety as illustrated in our revised vision and mission:

-  The AGF's vision is for safe bicycling in Australia
-  The AGF's mission is to realise zero bicycling fatalities

The year has also shown a further strengthening of the relationship

between the AGF and Cycling Australia (CA) and its affiliated bodies across numerous elements, summarised below.

Amy Gillett Foundation Cycling Scholarship

The Amy Gillett Cycling Scholarship has entered its fifth year with Rachel Neylan (pictured next page) the recipient for 2010 - 2011 joining the AIS women's squad. Rachel has had great success already during her scholarship, with strong results in Europe. Unfortunately Rachel suffered a major crash while training in Italy, which put her out of final selection for the 2010 Australian Team for the Road World Championships.

Rachel's efforts during 2010 have been rewarded, with Rachel recently signing up to her first professional contract with Geox for 2011.

Earlier in the year, outgoing scholarship holder Amber Halliday convincingly won the Australian Time Trial Championship.

Austcycle

AustCycle was awarded a three-year \$1m grant from the Australian Government Department of Health and Ageing to establish AustCycle as Australia's major nationally accredited bicycling education and safety training program. A new General Manager and Administrative Coordinator were appointed in September. CA and the AGF are currently formalising the involvement of state participation bodies in AustCycle.

AGF Rides Program

CA continue to support all AGF rides through the provision of insurance for all ride participants. In 2009-2010, Amy's Rides were held in Adelaide (Nov 2009), Geelong (Jan 2010), Albury (Feb 2010) and Canberra (Mar 2010).

The AGF also delivered its first high-end experiential Tour, with 27 riders challenging themselves over six days from Canberra to Melbourne. The six day ride covered 830km including heading over the Australian Alps, taking in Jindabyne, Khancoban, Beechworth, Mansfield and Yarra Glen before finishing at Port Melbourne. The Tour was also used to launch the AGF's "A Metre Matters" campaign aimed at encouraging motorists to provide more space on the road for cyclists.

The AGF's 2009-2010 "A Metre Matters" safety campaign was promoted throughout all Amy's Rides.

The AGF was also recognised in a number of events as the Benefitting Charity.

2010 Road World Championships

The AGF enjoyed a high-profile presence throughout many elements of the recent World Championships held in Melbourne and Geelong.

A highlight of the official Gala Dinner was the speech by Mary Safe, Amy's mother, followed by Chiara Passerini, Cadel Evans' wife who sang Wings to Ride, a tribute song to Amy Gillett.

Throughout the five-day event, the Foundation hosted a key position within the Cyclones HQ in the



spectator area at Geelong, as well as at West Park alongside the AustCycle clinic and at the City Square in Melbourne.

The AGF was also nominated as the Benefitting Charity for the Ride the Worlds mass participation event on the morning of the Elite Men's Road Race. Around 1000 cycling enthusiasts participated.

Other AGF programs and initiatives

The AGF's Research Scholarship holder published the first tranche of findings from this 3-year scholarship, noting an alarming prevalence of driver fault and lack of awareness of bicyclists contributing to incidences and near misses.

RoadRight and RideRight continued to enjoy strong take up through to 30 June 2010. These programs are currently being phased out and will be replaced in 2011 by a new major nationwide bicycling safety campaign targeted primarily at the new/young driver demographic.

The AGF wishes to thank the CA Board, management and staff plus all their affiliated groups for their continued support of the Amy Gillett Foundation throughout 2009-2010.

Tracey Gaudry

CEO Amy Gillett Foundation





MAJOR EVENT REPORTS



XIX Commonwealth Games | Delhi

Team

Male Athletes: Jack Bobridge (SA - Track); Allan Davis (Qld - Road); Rohan Dennis (SA - Road); Luke Durbridge (WA - Track + Road); Daniel Ellis (ACT - Track); Michael Freiburg (WA - Track); Michael Hepburn (Qld - Track); Michael Matthews (ACT - Road); Cameron Meyer (WA - Track + Road); Jason Niblett (Vic - Track); Dale Parker (SA - Track); Shane Perkins (Vic - Track); Scott Sunderland (WA - Track); Chris Sutton (NSW - Road). **Female Athletes:** Ashley Ankudinoff (NSW - Track); Ruth Corset (Qld - Road); Megan Dunn (NSW - Track + Road); Rochelle Gilmore (NSW - Road); Belinda Goss (Tas - Track); Chloe Hosking (ACT - Road); Kaarle McCulloch (NSW - Track); Anna Meares (SA - Track); Alexis Rhodes (SA - Road); Emily Rosemond (Qld - Track); Josie Tomic (WA - Track); Vicki Whitelaw (ACT - Road). **Staff:** Head Coach: Shayne Bannan (NT); Women's Road Coach: Martin Barras (Vic); Section Manager: Paul Brosnan (SA); Road Soigneur: Beth Duryea (NSW); Asst Track Sprint Coach: Sean Eadie (NSW); Road Mechanic: Inaki Etxeberria; Team Doctor: Dr Mark Fisher (SA); Asst Track Endurance Coach: Matthew Gilmore (Tas); Physiotherapist: David Hayes (SA); Track Soigneur: Berthy May (SA); Track Endurance Coach: Ian McKenzie (SA); Track Mechanic: Stuart Smith (SA); Men's Road Coach: Neil Stephens (ACT); Women's Track Endurance Coach: Gary Sutton (NSW); Track Sprint Coach: Gary West (SA); Track + Road Mechanic: Michael Winter (SA)

Results

 Track Cycling - 14 Events

Gold	12
Silver	2
Bronze	3
<u>Total</u>	<u>17</u>


 Road Cycling – 4 Events

Gold	2
Silver	0
Bronze	2
<u>Total</u>	<u>4</u>

 Cycling Medal Count – 18 events

Gold	14
Silver	3
Bronze	4
<u>TOTAL</u>	<u>21</u>

Australian athletes and staff prepared methodically for and targeted the Commonwealth Games in Delhi with the goal of performing at the highest standard. Subsequently the Australian Cycling Team had its best ever performance at the Commonwealth Games in Delhi winning a total of 14 gold medals, from the 18 on offer. Despite the absence of several world class athletes, the standard of Australia's





overall performance was very high, setting eight Games Records.

It must be mentioned that the athletes themselves vigorously pursued release from their respective professional teams through desire to represent Australia at a Commonwealth Games. This desire to represent Australia was reflected not only in their excellent results but also in their approach to the competition and evident elation when stepping onto the podium. Shane Perkins' inappropriate gesture to a race commissaire was clearly a regrettable incident but was subsequently handled fairly by the ACGA and accepted maturely by Shane.

Training and Preparation

The logistical arrangements made for the Australian Cycling Team's Delhi Games preparation was a massive administrative exercise, which commenced shortly after the Beijing Olympic Games in 2008. This was made more challenging by Australia hosting the UCI Road World Cycling Championships in Geelong the week prior to the Games. The high performance programs for track and road pursued competition and training environments with the goal of maximising the performance potential of the team.

Over the eight months prior to the Games the track team participated in the UCI World Cup series as part of team selection and their specific preparation process. The final track team preparation camp was held in

Aigle, Switzerland four weeks prior to Games competition. The track sprint team commenced their preparation with a four week altitude camp in Colorado Springs USA, prior to their arrival in Switzerland. The track team entered the village on 28 September, competition commenced 5 October. Final track sessions were conducted at the competition venue, the IG Stadium.

The men's and women's road team prepared using European competitions leading into the UCI Road World Championships in Geelong and held their final games preparation camps between Victoria and Canberra. The men's and women's road team athletes and staff arrived into Delhi on a number of different flights over two days due to the various schedules of individuals travelling from European home ports to Melbourne for Road Worlds then onto Delhi for the Games and then home. Road competition commence on 10 October.

Team Apparel

The Australian Team uniforms supplied by Table Eight and adidas were very appropriate, the adidas casual wear was excellent. Santini produced specific cycling competition garments on behalf of adidas which were outstanding.

Competition and Training Venues

The three venues used for competition and training in Delhi were of satisfactory standard. Venue security was clearly a



XIX Commonwealth Games | India cont...

priority which limited spectator access. Despite this all competitions ran smoothly, befitting of a major international event.

Competition Organisation and Management

Compliments must go to Bill Clinch, Delhi 2010 Cycling Competition Manager, for his tireless effort to ensure the cycling events were safe and successful. The organisation of venue volunteers and officials improved daily.

Athletes' Village

Despite the daily inconveniences with power outages, plumbing and general cleanliness, the village accommodation was very spacious, comfortable and adequate. The dining hall food was excellent. The tireless work by the ACGA team did not go unnoticed or unappreciated.

Transport

The necessary heavy level of security created inconveniences with Games transport to and from venues, however this did improve as the Games progressed.

Travel into and out of Delhi was logistically challenging with various itineraries and the volume of equipment required for a multi discipline event – with the exception of the women's road team (5 athletes/2 staff) and the charter flight home, all Games associated cycling team flights (21 athletes/14 staff) and excess baggage was arranged by CA at a total cost of \$93,000.

It must be noted that the coordination and support provided by ACGA HQ staff was of great assistance, particularly with late night/early morning arrivals and arranging to air-freight track equipment home with Schenker.

Medical

Aside from minor gastro and fevers experienced by most, there were no major medical issues arising from the cycling team's involvement at the Commonwealth Games.

Thank you for allowing cycling's sole access to Dr Mark Fisher and David Hayes (accredited through the HQ Medial Pool) for the duration of

competition, this was greatly valued support.

It must be noted that the inconsistent anti-doping protocols, both in and out of competition were of concern. However, again, we were very fortunate to have Dr Fisher on-hand to facilitate procedures and accompany our cyclists to all testing.

Summary

Cycling Australia, including all high performance program staff and athletes were proud representatives at the 2010 Commonwealth Games held in Delhi – a very memorable experience.

Congratulations and thanks goes to the ACGA staff and volunteers for the co-ordination, support and excellent service provided to the Australian Team, prior to, during and after – in spite of the endless challenges leading into and throughout the Games. Well done and thank you!

Paul Brosnan
Team Manager





UCI Track World Championships | Denmark

Team

Elite Men's Sprint: Daniel Ellis (ACT), Jason Niblett (Vic); Shane Perkins (Vic); Scott Sunderland (WA)

Elite Men's Endurance: Jack Bobridge (SA); Rohan Dennis (SA); Michael Hepburn (Qld); Leigh Howard (Vic); Cameron Meyer (WA); Travis Meyer (WA)

Elite Women's Sprint: Anna Meares OAM (SA); Kaarle McCulloch (NSW); Emily Rosemond (Qld)

Elite Women's Endurance: Ashlee Ankudinoff (NSW); Megan Dunn (NSW); Belinda Goss (Tas); Sarah Kent (WA); Josie Tomic (WA)

Staff: Team Manager: Paul Brosnan (SA); Head Endurance Coach: Ian McKenzie (SA); Head Sprint Coach: Gary West (SA); Women's Endurance Coach: Gary Sutton OAM (NSW); Assistant Endurance Coach: Matthew Gilmore (Tas); Sprint Tactician: Sean Eadie (NSW); Physiotherapist: David Hayes (SA); Biomechanist: Alec Butfield

(SA); Sports Scientist: Tammie Ebert (SA); Soigneurs: Berthy May (SA) & Alexandria Welte; Mechanics: Stuart Smith (SA) & Mike Winter (SA); National High Performance Director: Shayne Bannan (NT); Technical Director: Kevin Tabotta (SA); Media Director: Gennie Sheer (NSW)

Results

The march towards London 2012 continued with possibly Australia's best ever performance at a Track World Championships. Standout performances included Cameron Meyer's three World Championships, Anna Meares' two World Championships, World Championships in both men's and women's teams pursuit, the Madison and women's team sprint. A break through performance also by Shane Perkins to achieve silver in the men's sprint – our best result in that event since the 2004 Olympics.

Logistics

Athletes and coaching staff flew directly into Copenhagen. Equipment was transported by selected staff by road from Italy. Accommodation was within 1km of the Copenhagen velodrome and all meals were provided at the hotel. Rooms were of an excellent standard, as were the meals – and all riders & staff were roomed on the first floor which provided privacy and team cohesion.

Event / Facilities

The newly sanded indoor board 250m velodrome was world class and the event schedule ran smoothly.

Staff

Thank you to 'all' HP staff both on the ground in Denmark and also to those in the Adelaide office on an excellent team effort!

Paul Brosnan

Team Manager





Junior Track & Road World Championships | Italy

Team

Track Men: Edward Bissaker (ACT); Matthew Glaetzer (SA); Jamie Green (NSW); Maddison Hammond (Vic); Jackson Law (NSW); Jordan Kerby (Qld); Mitchell Lovelock-Fay (ACT); Dale Parker (SA) **Track Women:** Michaela Anderson (WA); Amy Cure (Tas); Isabella King (WA); Adele Sylvester (Vic); Holly Williams (WA) **Road Men:** David Edwards (Qld); Damien Howson (SA); Jay McCarthy (Qld); Dale Parker (SA); Samuel Spokes (NSW); Calvin Watson (Vic) **Road Women:** Jessica Allen (WA); Amy Cure (Tas); Stephanie Hansen (Vic); Sinead Noonan (SA); Maddison Vit (Qld) **Staff Manager:** Rik Fulcher (NSW); Head/Endurance Track Coach: Kevin Tabotta (SA); Track Endurance Coach: Tim Decker (SA); Track Sprint Coach: Sean Eadie (NSW); Men's Road Coach David

Sanders (Vic); Women's Coach: Donna Rae Szalinski (Vic); Assistant Coach Road/Scholarship Coach Track: Gene Bates (SA); Mechanics: Jock Bullen (NSW), Mike Winter; Road Mechanic: John Keegan (SA); Assistant/Chaperone Italy: Katie Slattery (NSW); Chaperone Adelaide: Michelle Decker (SA)

Overall the Junior Road and Track World Championships can be considered a fantastic success for the Australian team in both track and road disciplines. The team was made up of 13 track athletes across endurance and sprint disciplines, plus an additional 9 specialist road riders. Amy Cure and Dale Parker were the only dual representatives on track and road.

The men's road team participated in Europe prior to the worlds with some

outstanding results and stamped themselves as the form junior team prior to the Championships. The women's road team prepared in Australia prior to travelling to Europe for international competition. Unfortunately Sinead Noonan suffered a serious injury upon arriving in Europe and was ruled out of the World Championships. Sinead, was extremely disappointed, as were we all, but I am sure we will see a lot more of Sinead in the years to come.

The track group prepared with two camps in Australia before heading to Italy for the final preparation and competition period.

Assisting from Australia was Danielle Gillis as the administrator, assisted by the other HP staff in the various Adelaide and Varese based departments. Danielle, Sonya





Simpson and Kenny Dudek were all greatly appreciated with their pre-worlds organisation.

The worlds campaign to handle over 30 athletes and staff across the two disciplines across two continents was a challenging task but with all staff and athletes working well together the process was a smooth and well drilled team experience. Any challenges were met head on by staff and riders and dealt with efficiently to ensure the riders had the best opportunity to race, develop their qualities and be at their best for the final event.

It must be stressed that the junior elite programs is considered an important feeder system for our national elite teams. The worlds are the icing on the cake to reward the athletes for their input. In the bigger context it serves a great talent identification and feeder role for Cycling Australia.

The full list of the results from the worlds can be found at the back of the Annual Report. Once again Australia showed the world what hard work, discipline and a focussed and supportive team can achieve. We came out ranked number one in the world on the track, a truly amazing achievement, and even more remarkable are ranked third in the world in the men's road. This achievement was based on a small six week competition block prior to and including the world's.

On the track Australia won seven gold, four silver and four bronze medals and for the first time in history every team member achieved a medal, something all should be very proud to have achieved.

On the road we again achieved some remarkable performances. Jay McCarthy claimed the silver medal and Calvin Watson placed sixth in the men's road race.

In the time trial luck didn't run the team's way with Dale Parker fourth and Jay McCarthy fifth, just six seconds off a silver medal and 33 seconds from being World Champion. Both riders suffered extreme bad luck with Jay being knocked off his bike by an official motorbike and Dale puncturing a wheel five kilometres from the finish. I was very impressed with how both young athletes dealt with their misfortune and remained focussed on the job still to come.

The women's team got off to a great start with Amy Cure winning bronze in the time trial and Jessica Allen 11th, Jessica then placed 15th in the road race. The results achieved were all through a total team effort and I can say was the best organised and committed junior road team I have watched.

Overall, I would like to thank all the staff who contributed to the worlds campaign, especially those volunteer staff members who dedicated their time to the junior teams. I congratulate the athletes and their national and state based coaches for the way in which they prepared and presented for the national team camps and races.

Rik Fulcher
Team Manager



BMX World Championships | South Africa

Team

Elite Men: Joshua Callan (Vic); Brian Kirkham (SA); Luke Madill (NSW); Sam Willoughby (SA); Khaleen Young (WA) **Elite Women:** Rachel Bracken (Qld); Caroline Buchanan (ACT); Nicole Callisto (WA); Lauren Reynolds (WA) **Junior Elite Men:** Matthew Dunsworth (Vic); Darren Goodwin (WA) **Junior Elite Women:** Kirsten Dellar (WA); Melinda McLeod (Qld) **Staff** Team Manager: Paul Brosnan (SA); Head Coach: Wade Bootes (Qld); Physiologist/Assistant Coach: Dr Mark Osborne (Qld); Soigneur: Davide Cappelletto; Mechanic: Frederick Rossouw

Results

The National HP team environment and professionalism was excellent throughout the final preparation camp between the Gold Coast and Penrith and at the World Championships in Pietermaritzburg. Although Melinda McLeod was our only medallist (bronze - U19 women), Australia was represented in all four elite SX finals by six HP riders. Time

trial performances demonstrated that our riders have the track speed to contend for medals at the highest level of competition. We were very close to delivery in elite men's and women's finals and our riders will be better for the experience next year.

Logistics

Travel to South Africa was coordinated well. Secure hotel accommodation in Pietermaritzburg centre was comfortable, provided well catered meals and was within two kilometres of the competition venue and local BMX club track, which we utilised for final preparation / practice.

Event Facilities

The outdoor track at the Pietermaritzburg showground's was big and technical – despite concerns about rider safety after the first official practice session, the competition ran smoothly and there was some great racing.

Incidents

Nicole Callisto broke her wrist after falling awkwardly during the first

official practice session – Mark Osborne accompanied Nicole in the ambulance to the local hospital for treatment. The hospital was conveniently located next door to our hotel. After seeking Australian medical advice from our CA National Team Doctor, Mark Fisher, Nicole's wrist was immobilised in a cast and she stayed-on to watch the worlds competition. Although understandably very disappointed, Nicole was comfortable and I accompanied her home to Perth. Through WAIS we prearranged immediate local medical treatment (and subsequent rehabilitation) with specialists upon her arrival home.

Staff

The professionalism of 'all' HP staff both on the ground and in office did not go unnoticed – thank you for an excellent team effort!

Paul Brosnan
Team Manager





MTB & Trials World Championships | Canada

Team

Cross Country Elite Men: Andrew Blair (NSW); Ben Henderson (ACT); Daniel McConnell (Vic); Lachlan Norris (Vic) **Under 23 Men:** Cal Britten (Vic); Paul van der Ploeg (Vic) **Junior Men:** Mitchell Codner (NSW); Trenton Day (NSW); Cameron Ivory (NSW); Kyle Ward (NSW) **Elite Women:** Rowena Fry (Tas); Heather Logie (ACT); Katherine O'Shea (Vic); Kate Potter (NSW) **Under 23 Women:** Gracie Elvin (ACT); Rebecca Henderson (ACT); Therese Rhodes (SA) **Four Cross Elite Men:** Jared Graves (Qld); David Habicht (Vic); Randall Huntington (Qld); Richard Levinson (Qld) **Elite Women:** Caroline Buchanan (ACT); Sarsha Huntington (Qld) **Downhill Elite Men:** Bryn Atkinson (NSW); Mitchell Delfs (WA); Michael Hannah (Qld); Samuel Hill (WA); Chris Kovarik (Qld); Shaun O'Connor (NSW) **Junior Men:** Troy Brosnan (SA); Antony Moore (Qld); Phillip Piazza (NSW); Ayden Wyber (Vic) **Junior Women:** Holly Baarspul (WA); Emily Hockey (SA) **Trials 26" Elite Men:** Joe Brewer (Vic); Andrew Dickey (Vic); Nathan Mummery (Vic) **Staff:** **Manager:** Tony Scott (Qld); Asst Manager: Rebecca Webb (NSW); DHI & 4X Coaches: Chris Clarke (ACT), Jared Rando (ACT); XC Coaches: Neil Ross (SA), Tim Ellison (NT); Soigneur's: Anne-Marie Ludekens (Vic), Christine O'Connor (WA); Mechanics: Mark Keegan (NSW), Ian Potter (GB), Ronald Van Hecke (NED); Trials Coordinator: Craig Pearce

General

Australia selected 38 athletes to contest this year's MTB & Trials World Championships with 33 finally entered with 32 competing in the finals. One reserve was brought into

the team after an injury ruled out a junior downhill rider 14 days prior to competition beginning. There were three appeals for non selection, all subsequently turned down by the selection review panel and the national selectors. This year's selection process was brought forward to allow adequate time to plan and execute a successful Worlds campaign.

Canada and Mont-Sainte-Anne was an extremely gracious host to this year's Championships and the management of the event needs to be commended for a great week. The scene was set with a truly grand opening celebration on the Monday just prior to competition beginning. Athletes, staff and spectators were not disappointed with the week's competition.

Performance Summary

The Australian team was third on the medal count, (ranked by total medal count) and topped the gold medal tally with three gold. The highlight for this year's World Championships was the performance of our 4X group closely followed by our downhill riders. Our XC riders fared well after a tumultuous year. The two Trials contenders were proud of their efforts but left knowing they have more to offer at this level of competition.

Results

-  Gold – Caroline Buchanan – Women 4X
-  Gold – Sam Hill – Men DHI
-  Gold – Troy Brosnan – Junior Men DHI
-  Silver – Jared Graves – Men 4X

Accolades must go to our medal winners, Caroline Buchanan retained her rainbow stripes after successfully

defending her title as the world's best in the women's 4X, Sam Hill achieving the top step of the podium after an injury plagued season was a well deserving winner, Jared Graves narrowly beaten in the final to claim the silver and the emergence of another junior world champion in DHI with Troy Brosnan continuing the strong trend Australia has set in this category.

Acknowledgements

Congratulations and thank you to all the staff and riders who attended Canada. Their enthusiasm and commitment to the task at hand was pleasing to witness.

Sincere thanks to Tony Scott, EO of MTBA Australia whose leadership and contribution to the team prior to and at the event was invaluable. Also thank you to Rebecca Webb who was thrown in the deep end with the administration of the team, without her assistance the team would have struggled.

Thank you to the MTB Selection Committee, the MTBA Committee and CA staff for their contribution towards the team.

Chris Clarke

MTBA National Sporting Director



Youth Olympic Games | Singapore

Team

Riders: Michael Baker (ACT); Kristen Dellar (WA); Matthew Dunsworth (Vic); Jay McCarthy (Qld) **Staff:** Team Manager: John Forrest (ACT)

The cycling competition at the Singapore Youth Olympic Games (SYOG) was a team event scored by points over a number of cycling disciplines. Teams comprised of one female competing in three disciplines and three males who each competed in two disciplines. Medals were awarded on the final combined team result, no medals were awarded for individual disciplines.

Mountain Bike - 17 August

The MTB competition was held on a 3km course at Tampines Bike Park, this short distance lap was necessary because the area of the park was

quite small and not overly technical, a couple of man-made rock gardens had been installed to add technical sections to the course, otherwise the course was quite "grassy". The event ran smoothly, however one recommendation would be to shorten the time between men' and women's races, there was a gap of over two hours with women finishing at approximately 10.00am and men starting at midday in very difficult conditions, paying spectators also had to wait two hours with no racing to watch.

Australian team performances -

In her least preferred event Kirsten Dellar was lapped and was withdrawn from the race based on the 80% rule, all riders beyond 16th place received the same points this

included Kirsten. Michael Baker struggled in the heat and humidity and also was withdrawn under the 80% rule. Michael was also placed beyond 16th.

Men' Time Trial - 18 August

Also held at Tampines Bike Park on a closed road, the men's TT was only 3.2 kilometres and I believe out of proportion to other distances at the Games, with a 1hr+ MTB race and 50km road race an 8-10km TT would have been more appropriate.

Australian team performance -

Jay McCarthy had a great ride to finish second in this discipline.

BMX - 19 August

Also held at Tampines Bike Park the BMX track was far less technical than found at world and even national title events. Once again timing was an





issue for me, after the time trial qualifying round a break of two hours was scheduled, following this break, riders who were to make the final raced seven times, as quarter finals and semi finals were held over three rides. Australian members commented that they had never raced rounds/motos with such little recovery between them. Racing was also to be suspended should rain be any more than a drizzle, therefore the two hour break seemed unnecessary.

Australian team performances - Kirsten Dellar had a great series of rides placing second in both the qualifying and competition rounds. She also finished second in the competition. Matt Dunsworth qualified fourth but eventually missed making the final after a couple of incidents during semi finals. Matt's final placing was tenth.

Women's Time Trial - 22 August

Held at Marina Bay on a closed road the 2.5km TT distance was out of proportion to other events however possibly not as significant as the men's event as most female athletes were either BMX or MTB specialists.

Australian team performance – Kirsten Dellar placed 15th in her first ever road event.

Men's Road Race - 22 August

Held at Marina Bay on a closed road circuit men completed five laps of a 9.8km circuit. This event ran very smoothly.

Australian team performances – Michael Baker and Jay McCarthy finished in the main group of about 60 riders, a lone rider escaped in the final 3km to win the event. Jay McCarthy was positioned well but a crash in the last corner caused some interference in the final sprint, Jay finished in 16th+ position. Matt Dunsworth finished the race in a group of about 20 mostly BMX riders and was not lapped therefore gaining Australia a bonus -5 points for having all 3 riders finish the road race.

Summary

Overall I believe the SYOG was a very positive experience for the Australian Cycling Team, they experienced all the positive aspects of a games setting and also some of the difficult logistics that accompany such. The team received great support from AOC staff at all times and there were no disciplinary issues.

Specifically to cycling I believe the event needs to be reviewed, if the team format is to remain I would recommend that individual disciplines need to be recognised with medals as well as the final team category. I would also recommend that riders are not required to do events that they have no background in.

John Forrest
Team Manager





Road World Championships | Australia

Team

Elite Men: Baden Cooke (Vic); Allan Davis (Qld); Cadel Evans (Vic); Simon Gerrans (Vic); Matthew Goss (Tas); Matthew Hayman (ACT); Stuart O'Grady (SA); Richie Porte (Tas); Michael Rogers (ACT); Wesley Sulzberger (Tas) **U23 Men:** Rohan Dennis (SA); Luke Durbridge (WA); Ben King (WA); Michael Matthews (ACT); Malcolm Rudolph (Qld) **Elite Women:** Ruth Corset (Qld); Tiffany Cromwell (SA); Shara Gillow (Qld); Bridie O'Donnell (Vic); Alexis Rhodes (SA); Carla Ryan (Qld); Amanda Spratt (NSW); Vicki Whitelaw (ACT) **Staff** Manager: Greg Boorer (ACT); High Performance Director: Shayne Bannan (NT); High Performance Technical Director: Kevin Tabotta (SA); Elite Manager: Neil Stephens (ACT); National Women's Coach:

Martin Barras (SA) & David McPartland (Vic); U23 Coaches: James Victor (Qld) & Brian Stephens (ACT); Physiotherapist: Cristine Oconnor (WA), Beth Duryea (Vic), Di Dickerson (Tas); Mechanics: Inaki Etxeberria (ESP), Wayne Nichols (NSW); John Keegan (IRL), Gianni Cafisi (ITA); Doctor: Peter Barnes (SA); Media Director; Gennie Sheer (NSW)

Australia finished the Championships with 1 gold, 1 silver and 1 bronze medal achieving the number one place on the medal table for the second consecutive year. The performances of the championships were in the U23 Road Race won by Michael Matthews with the outstanding assistance of his team, Luke Durbridge was a close second

place in the U23 TT, with Rohan Dennis 5th. Richie Porte was unlucky to miss a medal finishing 4th and Michael Rogers 5th in the elite men's time trial.

The highlight of the worlds was witnessing 156,000 people watching the elite men's road race. Allan Davis confirmed his class with third place. Cadel Evans deserves an honourable mention for his effort in defence of his World Title. Shara Gillow's eighth in the women's time trial was a good effort and demonstrates her potential in the TT area for the future. In the women's road race the Australian team under-performed compared with the results achieved during the 2010 season.

Coordinating the elite men, women and U23 arrangements for these





World Championships was made more challenging than usual with the amount of equipment, athletes and staff returning from Europe. All of the teams used the AIS in Canberra for the final preparation, before departing to Geelong and Melbourne. Meals and services at both locations were excellent.

There was one selection appeal. I would like to thank the selectors for their input and support.

Thank you to all Road World Championship team staff for their assistance and commitment in their respective areas.

The 2010 Road World Championships were the best that I have attended in terms of the quality of organisation and general atmosphere. Cycling Australia should be proud.

Shayne Bannan

National Performance Director





RECORD OF MERIT





Jayco 2009 Australian Cyclist of the Year Awards

The Sir Hubert Opperman 'Oppy' Medal 2009 Australian Cyclist of the Year CADEL EVANS		Scody 2009 People's Choice Award CADEL EVANS	
Male Track Cyclist of the Year Cameron Meyer		Female Track Cyclist of the Year Anna Meares OAM	
Male Road Cyclist of the Year Cadel Evans		Female Road Cyclist of the Year Ruth Corset	
Male Mountainbike Cyclist of the Year Jared Graves		Female Mountainbike Cyclist of the Year Caroline Buchanan	
Male BMX Cyclist of the Year Sam Willoughby		Female BMX Cyclist of the Year Caroline Buchanan	
Male Para-cyclist of the Year Michael Gallagher OAM		Female Para-cyclist of the Year Susan Powell	
Male Masters Cyclist of the Year Graeme Allbon		Female Masters Cyclist of the Year Michelle Crawford	
Male Junior Track Cyclist of the Year Michael Hepburn	Male Junior Road Cyclist of the Year Luke Durbridge	Male Junior MTB Cyclist of the Year Shaun O'Connor	Male Junior BMX Cyclist of the Year Sam Willoughby
Female Junior Track Cyclist of the Year Megan Dunn	Female Junior Road Cyclist of the Year Kendelle Hodges	Female Junior MTB Cyclist of the Year Holly Baarspul	Female Junior BMX Cyclist of the Year Lauren Reynolds
Coach of the Year Matt Gilmore		Cycling Australia Event Award UCI Track Masters World Championships (07-09)	
ACT Volunteer of the Year Jason Parkes	NSW Volunteer of the Year Michael Coffee	NT Volunteer of the Year Stuart McDonell	
Queensland Volunteer of the Year Merv McDonald OAM	SA Volunteer of the Year Lee Hubbard	Tasmanian Volunteer of the Year David Buckingham	
Victorian Volunteer of the Year Brian Harwood	WA Volunteer of the Year Murray Hall	BMXA Volunteer of the Year Frank Mitchell	
Story of the Year SBS Television	Keith Esson Regional Media Jim Trail	Best Media Photograph C J Farquharson	



Office Bearers, Staff & Commissions

Patron

Peter Bartels AO

Board of Management

President

Klaus Mueller

Senior Vice President

Mark Fulcher

Vice President, Finance

Rob Bates

Vice President

Stephen Hodge

Vice President

Justin McMullen

Vice President

Geoff Rynne

Director

Charlie Farren

Director

Barry Knight

Director

Nigel Walker

Director

Stephen Wooldridge OAM

State Presidents

Australian Capital Territory

Jim Veal

New South Wales

Tony Green

Northern Territory

Mandy Hargreaves

Queensland

Mike Victor OAM

South Australia

Gemma Kernich

Tasmania

Noel Pearce

Victoria

Glen Pearsall

Western Australia

David Armstrong

Administration Staff

Chief Executive Officer

Graham Fredericks

General Manager

Perry Tzamouranis

Executive Operations Manager

Lyriane Beuzeville

Administration Manager

Joanne Cameron

Administration Officers:

- Team Leader - Membership
- Membership Officer
- Membership Officer
- Accounts Officer

Liz Tonini

Margaret Mills

Rebecca Webb

Sylvia Armstrong

National Development Staff:

- Coaching & Development Manager
- Coaching & Development Coordinator
- Officiating & Masters Coordinator
- National Road Coordinator
- Para-cycling Development Coordinator
- Development Officer

Brendan Moriarty

Alexandra Bright

Rob Ingall

Sean Muir

Tom Skulander

Rob Leggett

Marketing & Communications Staff:

- Marketing & Communications Manager
- High Performance Sponsorship Manager
- Marketing & Communications Coordinator

Gennie Sheer

Paula Barras

Tom Mackay



High Performance Staff

National Performance Director
National Technical Director
High Performance Manager
Finance Manager / AIS Coordinator
Italian Base Manager / Administrator
Administrator
Receptionist
Welfare Coordinator

Shayne Bannan
Kevin Tabotta
Paul Brosnan
Sonya Simpson
Elsa Lepore
Kenny Dudek
Danielle Gillis
Murray Lydeamore

Road Commission

Chair	Stephen Hodge
Member	Graham Brown
Member	John Craven
Member	John Fox
Member	Greg Nunn
Co-opted Member	Matt Bazzano
Coach	David Sanders
Secretariat	Sean Muir

Track Commission

Chair	Rob Bates
Member	Phill Bates AM
Member	Mark Fulcher
Member	Murray Hall
Member	Harry Hart
Coach	Gary Sutton OAM
Secretariat	Lyriane Beuzeville

Coaching Commission

Chair	Mark Fulcher
Member	Shayne Bannan
Member	Ben Cook
Member	Glenn Doney
Member	Donna Rae-Szalinski
Member	Brian Stephens
Convenor	Brendan Moriarty
Secretariat	Alexandra Bright

Technical Commission

Chair	Peter Tomlinson
Member	Greg Griffiths
Member	Garry House
Member	Karen O'Callaghan
Co-opted Member	Ron Bonham
Co-opted Member	Mike Victor OAM
Secretariat	Rob Ingall

Athletes Commission

Chair	Stephen Wooldridge OAM
Member	Perren Delacour
Member	Olivia Gollan
Member	Luke Madill
Member	Chris Scott OAM

Masters Commission

Chair	Justin McMullen
Member	Mike O'Reilly
Member	Liz Randall
Member	Jim Taylor
Member	Billy Wright
Secretariat	Rob Ingall

Para-cycling Commission

Chair	Geoff Rynne
Member	Lindy Hou OAM
Member	Jared Keely
Member	Chris Nunn
Member	Chris Scott OAM
Program Manager	Peter Day
Secretariat	Tom Skulander



Cycling High Performance Management Committee

Prof Peter Fricker OAM (AIS) - Chair
Mark Fulcher
Stephen Hodge
Greg Nance (ASC)

National Coaches

National Performance Director
Head Track Sprint
Head Track Endurance
Women's Track Endurance
Men's Professional Road Coordinator
Men's U23 Road
Men's U21 Road / Scholarship Coach
Women's Road
MTBA National Sporting Director
Head BMX Coach
National Junior Director
Junior Track Endurance
Junior Track Sprint
Junior Men's Road
Junior Women's Road
Para-cycling Program Manager

Shayne Bannan
Gary West
Ian McKenzie
Gary Sutton OAM
Neil Stephens
James Victor
Gene Bates
Martin Barras
Chris Clarke
Wade Bootes
Kevin Tabotta
Tim Decker
Sean Eadie
David Sanders
Donna Rae-Szalinski
Peter Day

National Team Managers

Track
Road
BMX
Mountain Bike
Junior Track & Road
Commonwealth Games
Youth Olympic Games

Paul Brosnan
Greg Boorer
Paul Brosnan
Tony Scott
Rik Fulcher
Paul Brosnan
John Forrest

National Selectors

Track
Road
Para-cycling
BMX
Mountain Bike

Shayne Bannan, Mark Fulcher, Murray Hall
Shayne Bannan, Rik Fulcher, Brian Stephens
Peter Day, Darryl Benson, Mark Fulcher
Abe Schneider, John Leary, Wade Bootes
MTBA

Auditor

Honorary Doctor

National Team Doctor

Solicitors

Media & Communications Consultant

Bank

Public Officer

Gordon J Fisk
Dr Tony Moynham
Dr Mark Fisher
Lander & Rogers
Sheer Rhetoric
Commonwealth Bank of Australia
Tim Ward



Perpetual Trophy Winners

2009	Norm Gailey Trophy	NSW
2009	National Club Premiership	Midlands CC
2010	Southcott Cup	South Australia
2010	W.J. "Bill" Young Trophy	Victoria
2010	Robina Joy Trophy	South Australia
2010	J.J "Tiny" Nichols Trophy	Victoria
2010	Ray Godkin Shield	Victoria
2010	Ride of the Series	Jack Bobridge (SA)
2010	Senior Track Champion of Champions	Maddison Hammond (Vic)
2010	Junior Track Champion of Champions	Macey Stewart (Tas)
2010	Para-cycling Track Champion of Champions	Susan Powell (ACT)
2010	Ron Webb Trophy	Cameron Meyer / Glenn O'Shea

Honorary Life President

Mr V N Gailey AM MBE *

Life Members

1979	Mr V Norm Gailey AM MBE*	1996	Mr Sid Freshwater OAM
1979	Mr Bill Young AM MBE *	1997	Mr Eddie Martin*
1980	Mr Ron O'Donnell OAM *	1998	Mr George Nelson
1981	Mr Dennis 'Dini' Ryan *	1999	Mr Ray Godkin OAM
1985	Mr Bill Herley *	2000	Mr Alex Fulcher MBE
1986	Mr Les Dunn OAM *	2002	Mr Jim Nevin OAM
1987	Mr Stan Robins OAM *	2004	Mr Alf Walker
1987	Mr Eric Webster *	2006	Mr Lyle Baird
1992	Mr Bill Long OAM *	2007	Mr Alex Dustan OAM
1994	Mr Charlie Walsh OAM		* Deceased

Meritorious Medal

Service Division

Mrs Helen Baird (SA)	Mr Lyle Baird (SA)	Mr Shayne Bannan (NT)
Mr Ces J Baxter * (Qld)	Mr Howard Bergstrom MBE* (SA)	Mr Daniel Bessell * (Vic)
Mrs Joyce Bestwick * (Tas)	Mr Jock Bullen (NSW)	Mr Nelson Burton * (WA)
Mr Joe Ciavola * (Vic)	Mr Clarrie Collier * (Vic)	Mr Eric Cook (SA)
Mr James W Culley OAM * (Tas)	Mrs Betty Dakin * (Tas)	Mr Les Dunn OAM * (Vic)
Mr Alex Dustan OAM (Tas)	Mr Jim Ferguson * (NSW)	Mr Alex Fulcher MBE (NSW)
Mr V Norm Gailey AM MBE * (Qld)	Mr Ray Godkin OAM (NSW)	Mr C J 'Mick' Gray * (Vic)
Mr Les Hall * (NSW)	Mr Bill Herley * (Qld)	Mr Sam Hutton * (Tas)
Mr Sid Kerr * (Vic)	Mr Barry Langley (Vic)	Mr Merv McDonald OAM (Qld)
Mr Charlie Mannins * (NSW)	Mr Eddie Martin * (Vic)	Mr John Meagher * (Qld)
Mr Russell Miller (WA)	Mr George Nelson (Vic)	Mr Jim Nevin OAM (Tas)
Mr J 'Tiny' Nichols * (Vic)	Mr Ron O'Donnell OAM * (SA)	Mr Mike O'Dwyer * (Vic)
Mrs Maureen Robins (NSW)	Mr Stan Robins OAM * (Tas)	Mr Dennis 'Dini' Ryan * (Vic)
Mr Norm Sargent (NSW)	Mr Ed Scalley * (NSW)	Mr John Scott (NT)
Mr Richard 'Richie' Small * (NSW)	Mr Bernard Sweetman * (SA)	Mr Anthony 'Tony' Teideman (NSW)
Mr Mike Victor OAM (Qld)	Mr Alf Walker (Vic)	Mr Bill Young AM MBE * (NSW)
		* Deceased



Meritorious Medal

Sport Division

Mr Brett Aitken OAM (SA)
 Ms Katherine Bates (NSW)
 Mr Steele Bishop OAM (WA)
 Mr Graeme Brown OAM (NSW)
 Ms Sara Carrigan OAM (Qld)
 Mr Lionel Cox OAM * (NSW)
 Mr Peter Dawson OAM (WA)
 Mr Cadel Evans (Vic)
 Mr Matthew Goss (Tas)
 Mr Mathew Gray OAM (WA)
 Mr Michael Hepburn (Qld)
 Mr Peter Homann OAM (Vic)
 Mr Leigh Howard (Vic)
 Mr Gordon Johnson (Vic)
 Mr Paul Lake OAM (Vic)
 Ms Lyn Lepore OAM (WA)
 Mr Bradley McGee OAM (NSW)
 Mr Scott McGrory OAM (Vic)
 Ms Anna Meares OAM (Qld)
 Mr Kieran Modra OAM (SA)
 Mr Kevin Nichols OAM (NSW)
 Mr Stuart O'Grady OAM (SA)
 Mr Daniel Polson OAM (WA)
 Mr Michael Rogers (ACT)
 Mr Billy-Joe Shearsby
 Mr Robert Spears *
 Ms Josephine Tomic (WA)
 Mr Martin Vinnicombe (NSW)
 Mr Stephen Wooldridge OAM (NSW)

Ms Ashley Ankudinoff (NSW)
 Mr Ryan Bayley OAM (WA)
 Mr Jack Bobridge (SA)
 Mr Ian Browne OAM (Vic)
 Mr Danny Clark OAM (Tas)
 Mr Robert Crowe (Vic)
 Mr Rohan Dennis (SA)
 Mr Graeme French (Tas)
 Mr Jared Graves (Qld)
 Mr Michael Grenda OAM (Tas)
 Mr Darryn Hill (WA)
 Mr Jack Hoobin * (Qld)
 Mr Ashley Hutchinson (Qld)
 Mr Shane Kelly OAM (Vic)
 Mr Brett Lancaster OAM (Vic)
 Ms Janelle Lindsay OAM (NSW)
 Mr Rodney McGee (NSW)
 Ms Katie Mactier (Vic)
 Mr Cameron Meyer (WA)
 Ms Tania Modra OAM (SA)
 Mr John Nicholson (Vic)
 Ms Sarnya Parker OAM (SA)
 Ms Teresa Poole OAM (WA)
 Mr Christopher Scott OAM (Qld)
 Mr David Short OAM (NSW)
 Mr Kial Stewart OAM (ACT)
 Mr Michael Turtur OAM (SA)
 Ms Kathy Watt OAM (Vic)

Mr Greg Ball OAM (Qld)
 Mr Anthony Biddle OAM (NSW)
 Mr Peter Brooks OAM (NSW)
 Ms Caroline Buchanan (ACT)
 Mr Paul Clohessy OAM (WA)
 Mr Jobie Dajka * (SA)
 Mr Sean Eadie (NSW)
 Ms Kerry Golding OAM (SA)
 Mr E L "Dunc" Gray * (NSW)
 Mr Darren Harry OAM (WA)
 Mr Sam Hill (WA)
 Ms Lindy Hou OAM (NSW)
 Mr Mark Jamieson (Tas)
 Ms Sarah Kent (WA)
 Mr Mark LeFlohic OAM (WA)
 Ms Kaarle McCulloch (NSW)
 Mr Stephen McGlede (NSW)
 Mr Anthony Marchant (Vic)
 Mr Russell Mockridge * (Vic)
 Mr Gary Neiwand (Vic)
 Ms Lynnette Nixon OAM (WA)
 Mr Sid Patterson * (Vic)
 Mr Luke Roberts OAM (SA)
 Ms Kathleen Shannon (NSW)
 Ms Sandra Smith OAM (WA)
 Mr Gary Sutton OAM (NSW)
 Ms Lucy Tyler-Sharman
 Mr Dean Woods OAM (Vic)
 * Deceased





2010 RESULTS SUMMARY



XIX COMMONWEALTH GAMES DELHI, INDIA 3 - 14 OCTOBER 2010

Men's 1km Time Trial	Men's Sprint	Men's Keirin	Men's Individual Pursuit
1.Scott Sunderland, AUS 1'01.411	1.Shane Perkins, AUS	1.Josiah Ng, MAS	1.Jack Bobridge, AUS 4'17.495
2.Mohd Rizal Tisin, MAS 1'02.768	2.Scott Sunderland, AUS	2.David Daniell, ENG	2.Jesse Sergent, NZL 4'17.893
3.Edward Dawkins, NZL 1'02.777	3.Sam Webster, NZL	3.Simon van Velthooven, NZL	3.Michael Hepburn, AUS
	9.Daniel Ellis, AUS	4.Jason Niblett, AUS	
		7.Shane Perkins, AUS	

Men's Points Race	Men's Scratch Race	Men's Teams Pursuit	Men's Team Sprint
1.Cameron Meyer, AUS	1.Cameron Meyer, AUS	1.Australia 3'55.421	1.Australia 43.772
2.George Atkins, ENG	2.Michael Freiberg, AUS	(Jack Bobridge, Michael Hepburn, Cameron Meyer, Dale Parker)	(Daniel Ellis, Jason Niblett, Scott Sunderland)
3.Mark Christian, IOM	3.Zach Bell, CAN	2.New Zealand OVL	2.New Zealand 44.239
11.Luke Durbridge, AUS		3.Northern Ireland	3.Malaysia 45.040

Women's 500m Time Trial	Women's Sprint	Women's Individual Pursuit	Women's Points Race
1.Anna Meares, AUS 33.758	1.Anna Meares, AUS	1.Alison Shanks, NZL 3'30.875	1.Megan Dunn, AUS
2.Kaarle McCulloch, AUS 34.780	2.Becky James, WAL	2.W Houvenaghel, NIR 3'32.137	2.Lauren Ellis, NZL
3.Becky James, WAL 35.236	3.Emily Rosemond, AUS	3.Tara Whitten, CAN 3'35.810	3.Tara Whitten, CAN
		5.Josephine Tomic AUS 3'37.961	8.Belinda Goss, AUS
		9.A Ankudinoff, AUS 3'45.592	10.Josephine Tomic, AUS

Women's Scratch Race	Women's Team Sprint
1.Megan Dunn, AUS	1.Australia 33.811
2.Joanne Kiesanowski, NZL	(Kaarle McCulloch, Anna Meares)
3.Anna Blyth, ENG	2.Scotland 35.908
5.Belinda Goss, AUS	3.Canada 37.094

Men's Road Race	Women's Road Race	Men's Time Trial	Women's Time Trial
1.Allan Davis, AUS 3'49'48	1.Rochelle Gilmore, AUS 2'49'30	1.David Millar, SCO 47'18.66	1.Tara Whitten, CAN 38'59.30
2.Hayden Roulston, NZL	2.Elizabeth Armitstead, ENG	2.Alex Dowsett, ENG 48'13.48	2.Linda Villumsen, NZL 39'04.15
3.David Millar, SCO	3.Chloe Hosking, AUS	3.Luke Durbridge, AUS 48'19.22	3.Julia Shaw, ENG 39'09.52
4.Chris Sutton, AUS	12.Vicki Whitelaw, AUS	6.Rohan Dennis, AUS 50'21.56	4.Alexis Rhodes, AUS 39'22.54
	18.Megan Dunn, AUS		7.Vicki Whitelaw, AUS 40'05.47
	27.Alexis Rhodes, AUS		12.Ruth Corset, AUS 41'30.88
	32.Ruth Corset, AUS		



UCI TRACK WORLD CHAMPIONSHIPS COPENHAGEN, DENMARK 24 - 28 MARCH 2010

Men's Sprint	Men's Time Trial	Men's Keirin	Men's Individual Pursuit
1.Grégory Bauge, FRA	1.Teun Mulder, NED 1'00.341	1.Chris Hoy, GBR	1.Taylor Phinney, USA 4'16.600
2.Shane Perkins, AUS	2.Michael D'Almeida FRA 1'00.884	2.Azizulhasni Awang, MAS	2.Jesse Sergent, NZL 4'18.459
3.Kévin Sireau, FRA	3.François Pervis, FRA 1'01.024	3.Maximilian Levy, GER	3.Jack Bobridge, AUS 4'18.066
11.Scott Sunderland, AUS	8.Scott Sunderland, AUS 1'02.291	10.Shane Perkins, AUS	5.Rohan Dennis, AUS 4'19.292
18.Daniel Ellis, AUS		11.Jason Niblett, AUS	
17.Jason Niblett, AUS			

Men's Scratch Race	Men's Points Race	Men's Omnium	Men's Madison
1.Alex Rasmussen, DEN	1.Cameron Meyer, AUS	1.Edward Clancy, GBR	1.Australia
2.Juan Arango Carvajal COL	2.Peter Schep, NED	2.Leigh Howard, AUS	(Leigh Howard, Cameron Meyer)
3.Kazuhiro Mori, JPN	3.Milan Kadlec, CZE	3.Taylor Phinney, USA	2.France
19.Travis Meyer, AUS			3.Belgium

Men's Team Sprint	Men's Teams Pursuit
1.Germany 43.433	1.Australia 3'55.654
2.France 43.453	(Jack Bobridge, Rohan Dennis, Michael Hepburn, Cameron Meyer)
3.Great Britain 43.590	2.Great Britain 3'55.806
7.Australia 44.578	3.New Zealand 3'59.475
(Daniel Ellis, Shane Perkins Scott Sunderland)	

Women's Sprint	Women's Time Trial	Women's Keirin	Women's Individual Pursuit
1.Victoria Pendleton, GBR	1.Anna Meares, AUS 33.381	1.Simona Krupeckaite, LTU	1.Sarah Hammer, USA 3'28.601
2.Shuang Guo, CHN	2.Simona Krupeckaite, LTU 33.462	2.Victoria Pendleton, GBR	2.W Houvenaghel, GBR 3'32.496
3.Simona Krupeckaite, LTU	3.Olga Panarina, BLR 33.779	3.Olga Panarina, BLR	3.Vilija Sereikaite, LTU 3'32.085
4.Anna Meares, AUS	6.Kaarle McCulloch, AUS 34.349	4.Kaarle McCulloch, AUS	13.Sarah Kent, AUS 3'40.779
6.Kaarle McCulloch, AUS		7.Anna Meares, AUS	
17.Emily Rosemond, AUS			

Women's Scratch Race	Women's Points Race	Women's Omnium	Women's Team Sprint
1.Pascale Jeuland, FRA	1.Tara Whitten, CAN	1.Tara Whitten, CAN	1.Australia 32.923 WR
2.Yumari Gonzalez Valdivieso CUB	2.Lauren Ellis, NZL	2.Elizabeth Armistead, GBR	(Kaarle McCulloch, Anna Meares)
3.Belinda Goss, AUS	3.Tatsiana Sharakova, BLR	3.Leire Olaberria Dorronsors, ESP	2.China 33.192
	10.Megan Dunn, AUS	Josephine Tomic, AUS DNF	3.Lithuania 33.109

Women's Teams Pursuit
1.Australia 3'21.748
(Ashlee Ankudinoff, Sarah Kent, Josephine Tomic)
2.Great Britain 3'22.287
3.New Zealand 3'21.552 WR



UCI ROAD WORLD CHAMPIONSHIPS GEELONG, AUSTRALIA 29 SEPTEMBER - 3 OCTOBER 2010



Men's Time Trial	Women's Time Trial	Men's U23 Time Trial
1. Fabian Cancellara, SUI 58'09.19	1. Emma Pooley, GBR 32'48.44	1. Taylor Phinney, USA 42'50.29
2. David Millar, GBR 59'11.94	2. Judith Arndt, GER 33'03.61	2. Luke Durbridge, AUS 42'52.19
3. Tony Martin, GER 59'21.68	3. Linda Villumsen, NZL 33'04.24	3. Marcel Kittel, GER 43'14.30
4. Richie Porte, AUS 59'28.19	8. Shara Gillow, AUS 34'01.62	5. Rohan Dennis, AUS 43'37.16
5. Michael Rogers, AUS 1'00'34.13	18. Vicki Whitelaw, AUS 35'07.75	
	19. Alexis Rhodes, AUS 35'12.22	

Men's Road Race	Women's Road Race	Men U23 Road Race
1. Thor Hushovd, NOR 6'21.49	1. Giorgia Bronzini, ITA 3'32.01	1. Michael Matthews, AUS 4'01.23
2. Matti Breschel, DEN	2. Marianne Vos, NED	2. John Degenkolb, GER
3. Allan Davis, AUS	3. Emma Johansson, SWE	3. Taylor Phinney, USA
17. Cadel Evans, AUS	26. Ruth Corset, AUS	52. Malcolm Rudolph, AUS
45. Stuart O'Grady, AUS	28. Vicki Whitelaw, AUS	63. Joseph Lewis, AUS
94. Mathew Hayman, AUS	DNF Carla Ryan, AUS	76. Rohan Dennis, AUS
95. Wesley Sulzberger, AUS	DNF Tiffany Cromwell, AUS	DNF Luke Durbridge, AUS
96. Michael Rogers, AUS	DNF Shara Gillow, AUS	DNF Benjamin King, AUS
DNF Simon Gerrans, AUS	DNF Amanda Spratt, AUS	
DNF Matthew Goss, AUS	DNF Bridie O'Donnell, AUS	
DNF Baden Cooke, AUS		





UCI MOUNTAIN BIKE & TRIALS WORLD CHAMPIONSHIPS MONT-SAINT-ANNE, CANADA 31 AUGUST - 5 SEPTEMBER

Elite Men Cross Country	U23 Men Cross Country	Junior Men Cross Country	Elite Women Cross Country
1.J Hermida Ramos, ESP 1'52'26	1.Mathias Fluckiger, SUI 1'45.15	1.M. Van der Heijden NED 1'33'54	1.Maja Wloszczowska, POL 1'48.21
2.Jaroslav Kulhavy +00'29	2.Thomas Litscher, SUI +00'30	2.Julien Trarieux FRA +01'48	2.Irina Kalentieva, RUS +00'48
3. Burry Stander +01'10	3.Patrick Gallati, SUI +1'04	3.Julian Scheld +02'14	3.Willow Koerber, USA +00'52
50. Lachlan Norris – 1 lap	55.Cal Britten, AUS - 2 laps	16.Cameron Ivory, AUS +06'11	27.Rowena Fry, AUS - 1 lap
79.Andrew Blair, AUS - 4 laps		22.Kyle Ward, AUS +11'13	52.Kate Potter, AUS - 2 laps
		DNF Trenton Day, AUS	34.Katherine O'Shea, AUS - 2 laps
		DNF Mitchell Codner, AUS	

U23 Women Cross Country	Junior Women Cross Country	Team Relay
1.Alexandra Engen, SWE 1'30'33	1.P Ferrand Prevot, FRA 1'20'33	1.Switzerland 1'06
2.Annie Last, GBR +00'43	2.Yana Belomoyna, UKR +00'47	2.Germany 1'06'18
3. Paula Gorycka, +03'04	3.Helen Grobert, GER +01'21	3.Czech Republic 1'06.41
20.Gracie Elvin, AUS +14'04		14.Australia 1'13.22
32.Therese Rhodes, AUS - 1 lap		(Lachlan Norris, Trenton Day, Rowena Fry, Cameron Ivory)

Elite Men Downhill	Junior Men Downhill	Elite Women Downhill	Junior Women Downhill
1.Sam Hill, AUS 4'37.93	1.Troy Brosnan, AUS 4'50.71	1.Tracy Moseley, GBR 5'17.47	1.Lauren Rosser, CAN 5'59.55
2.Steve Smith, CAN 4'40.56	2.Neko Mulally, USA 4'50.77	2.Sabrina Jonnier, FRA 5'24.97	2.Fanny Lombard, FRA 6'13.50
3.Greg Minnaar, RSA 4'40.93	3.Lewis Buchanan, GBR 4'59.76	3.Emmeline Ragot, FRA 5'28.11	3.Julie Berteaux, FRA 6'19.74
27.Chris Kovarik, AUS 4'55.65	21. Antony Moore, AUS 5'17.51		4.Holly Baarspul, AUS 6'27.33
61.Mitchell Delfs, AUS 8'41.89	23.Daniel Lavis, AUS 5'19.66		8.Emily Hockey, AUS 7'08.53
DNS Bryn Atkinson, AUS	36.Phillip Piazza, AUS 5'30.47		

4X Men	4X Women	Men 26" Trials	Men 20" Trials
1.Tomas Slavik, CZE	1.Caroline Buchanan, AUS	1.Kenny Belaey, BEL	1.Benito Ros Charral, ESP
2.Jared Graves, AUS	2.Jana Horakova, CZE	2.Benito Ros Charral, ESP	2.Abel Garcia Mustieles, ESP
3.Michal Prokop, CZE	3.Romana Labounkova, CZE	3.Marc Caisso, FRA	3.Rick Koekoek, NED
15.Randal Huntington, AUS	7.Sarsha Huntington, AUS	22.Joe Brewer, AUS	
18.David Habicht, AUS		24.Andrew Dickey, AUS	
30.Richard Levinson, AUS			

Junior Men 26" Trials	Junior Men 20" Trials	Women Trials	Trials Team
1.Ion Areitio Aguirre, ESP	1.Ion Areitio Aguirre, ESP	1.Gemma Abant Condal, ESP	1.Spain 545 points
2.David Bonzon, SUI	2.Raphael Pils, GER	2.Karin Moor, SUI	2.France 455 points
3.Maxime Tolu, FRA	3.Marius Merger, FRA	3.Tatiana Janickova, SVK	3.Germany 420 points

WORLD BMX CHAMPIONSHIPS PIETERMARITZBERG, SOUTH AFRICA 29 JULY - 1 AUGUST 2010

Elite Men	Elite Women	Junior Men	Junior Women
1.Maris Strombergs, LAT	1.Shanaze Reade, GBR	1.Sylvain Andre, FRA	1. Merle van Benthem, NED
2.Sifiso Nhlapo, RSA	2. Sarah Walker, NZL	2. Kristers Lejins, LAT	2. Brooke Crain, USA
3.Joris Daudet, FRA	3.Alise Post, USA	3. Twan Van Gendt, NED	3. Melinda McLeod, AUS
7.Sam Willoughby AUS	6.Rachel Bracken, AUS	4.Matthew Dunsforth, AUS	8. Kristen Dellar, AUS
8.Khalen Young, AUS			



UCI JUNIOR TRACK WORLD CHAMPIONSHIPS MONTICHIARI, ITALY 11 - 15 AUGUST 2010

Men's Time Trial	Men's Sprint	Men's Keirin	Men's Individual Pursuit
1.B. Esterhuizen, RSA 1'03.265	1.Matthew Glaetzer, AUS	1.Matthew Glaetzer, AUS	1.Lasse Hansen, DEN 3'16.504
2.Julien Palma, FRA 1'03.624	2.Stefan Botticher, GER	2.Maurico Quiroga, ARG	2.Dale Parker, AUS 3'21.673
3.Maddison Hammond, AUS 1'03.794	3.Maddison Hammond, AUS	3.Matthew Baranoski, USA	3.Victor Manakov, RUS 3'19.554
9.Edward Bissaker, AUS 1'05.195	34.Jamie Green, AUS	7.Maddison Hammond, AUS	5.Mitchell Lovelockfay, AUS 3'20.962

Men's Points Race	Men's Scratch Race	Men's Madison	Men's Omnium
1.Jordan Kerby, AUS	1.Pavel Karpenkov, RUS	1.Great Britain	1.Bryan Coquard, FRA
2.Stephane Lemoine, FRA	2.Bryan Coquard, FRA	2.Russia	2.Samuel Harrison, GBR
3.Kirill Sveshnikov, RUS	3.Didier Caspers, NED	3.France	3.Lucas Liss, GER
	6.Jordan Kerby, AUS	4.Australia (Jackson Law, Jordan Kerby)	4.Jackson Law, AUS

Men's Teams Pursuit	Men's Team Sprint
1.Australia 4'05.209 (Jackson Law, Edward Bissaker, Jordan Kerby, Mitchell Loverlockfay)	1.France 45.608
2.Great Britain 4'08.402	2.Australia 45.952 (Matthew Glaetzer, Jamie Green, Maddison Hammond)
3.Germany 4'08.637	3.Germany 45.908

Women's Time Trial	Women's Sprint	Women's Keirin	Women's Individual Pursuit
1.Hyejin Lee, KOR 35.479	1.Hyejin Lee, KOR	1.Ekaterina Gnidenko, RUS	1.Amy Cure, AUS 2'22.879
2.T. Calvo Barbero, GBR 35.950	2.Ekaterina Gnidenko, RUS	2.Holly Williams, AUS	2.Laura Trott, GBR 2'24.379
3.Anastasiia Voinova, RUS 36.329	3.Holly Williams, AUS	3.Sara Consolati, ITA	3.M. Mejias Garcia, CUB 2'23.783
9.Holly Williams, AUS 36.806	9.Adele Sylvester, AUS	4.Adele Sylvester, AUS	4.M. Anderson, AUS 2'29.599
10. Adele Sylvester, AUS 36.870			

Women's Points Race	Women's Scratch Race	Women's Team Sprint	Women's Teams Pursuit
1.Judith Leth, DEN	1.Amy Cure, AUS	1.Australia 3'26.808 (Isabella King, Michaela Anderson, Amy Cure)	1.Russia 35.029
2.Laura Trott, GBR	2.Harriet Owen, GNR	2.New Zealand OVL	2.New Zealand 35.780
3.G. Rodriguez Sanchez, ESP	3. Elena Cecchini, ITA	3.Netherlands 3'35.868	3.Australia 35.877 (Adele Sylvester, Holly Williams)
12.Isabella King, AUS			

Women's Omnium
1.Laura Trott, GBR
2.Isabella King, AUS
3.Coryn Rivera, USA

UCI JUNIOR ROAD WORLD CHAMPIONSHIPS OFFIDA, ITALY 5 - 8 AUGUST 2010

Junior Men Time Trial	Junior Women's Time Trial	Junior Men's Road Race	Junior Women's Road Race
1.Bob Jungels, LUX 40'05.96	1.Canna Solovei, UKR 21'30.36	1.Olivier Le Gac, FRA 3'32.05	1.P Ferrand Prevot, FRA 2'31.47
2.Jasha Sutterlin, GER 40'33.87	2.P Ferrand Prevot, FRA 21'35.49	2.Jay McCarthy, AUS	2.Rosella Ratto, ITA
3.Lawson Craddock, USA 40'34.71	3.Amy Cure, AUS 21'42.66	3.Jasper Stuyven, BEL	3.Coryn Rivera, USA
4.Dale Parker, AUS 40'39.49	11.Jessica Allen, AUS 23'15.99	6.Calvin Watson, AUS	15.Jessica Allen, AUS
5.Jay McCarthy, AUS 40'39.59		22.Damien Howson, AUS	29.Maddison Vit, AUS
		DNF Samuel Spokes	DNF Stephanie Hansen



UCI PARA-CYCLING ROAD WORLD CHAMPIONSHIPS BAIE-COMEAU, CANADA 19 - 22 AUGUST 2010

Tandem B - Road Race	T1 - Road Race	T2 - Road Race	C4 - Road Race
1.Italy 2'29.34	1.Quentin Aubague, FRA 56'58	1.David Stone, GBR 44'52	1.C. Neira Perez, ESP 2'04.07
2.Slovakia	2.Mario Alilovic, CRO	2.Giorgio Farroni, ITA	2.Gianluca Fantoni, ITA
3.Poland	3. Alan Scsmidt, DEN	3.David Vondracek CZE	3.Michele Pittacolo, ITA
			9.Ryan Hughes, AUS
			16.David Nicholas, AUS

C5 - Road Race	H1 - Road Race	H2 - Road Race	H3 - Road Race
1.Soelito Gohr, BRA 2'04'48	1.Mark Rohan, IRL 1'28'49	1.Jean-Marc Berset, SUI 1'28'40	1.A. Skrzypinski, POL 1'26'43
2.Lauro Chaman, BRA	2.Wolfgang Schattauer, AUT	2.Heinz Frei, SUI	2.Joël Jeannot, FRA
3.João Sscwindt, BRA	3.Yakov Lion, ISR	3.Lukas Weber, SUI	3.Mark Ledo, CAN
15.Michael Gallagher, AUS		20.Michael Taylor, AUS	6.Nigel Barley, AUS
		22.Jarrod Moncur, AUS	

H4 - Road Race	C1 - Road Race	C2 - Road Race	C3 - Road Race
1.Oz Sanchez, USA 1'50'24	1.Michael Teuber, GER 1'40'09	1.V.Garrido, VEN 1'38'38	1.Steffen Warrias, GER 1'38'36
2.Ernst Francois Van Dyk, RSA	2.Juan José Mendez, ESP	2.Stéphane Bahier, FRA	2.Roberto Bargna, ITA
3.Wim Declair, BEL	3.Pierre Senska, GER	3.Maurice Eckhard, ESP	3.Jacky Galletaud, FRA
	8.Jarrod Langmead, AUS	11.Andrew Panazzolo, AUS	15.Noel Sens, AUS
		20.Cameron Muir, AUS	

Tandem B - Time Trial	C1 - Time Trial	C2 - Time Trial	C3 - Time Trial
1.Spain 29'45	1.Michael Teuber, GER 36'55	1. Fabrizio Macchi, ITA 36'01	1.Paolo Vigano, ITA 34'59
2.Spain 29'52	2.Juan José Mendez, ESP 38'31	2.Laurent Thirionet, FRA 36'25	2.Jacky Galletaud, FRA 35'31
3.Italy 30'16	3.Anthony Zahn, USA 40'01	3.Michal Stark, CZE 37'08	3.Shaun McKeown, GBR 35'46
14.Australia 31'30	11.Jarrod Langmead, AUS 45'19	16.Andrew Panazzolo, AUS 41'11	16.Noel Sens, AUS 41'55
(Sean Finning, Bryce Lindores)		19.Cameron Muir, AUS 42'26	

C4 - Time Trial	C5 - Time Trial	H1 - Time Trial	H2 - Time Trial
1.Jiri Jezek, CZE 31'57	1.Andrea Tarlao, ITA 32'09	1.W. Schattauer, AUT 26'10	1.Jean-Marc Berset, SUI 19'38
2.R. Alcaide Garcia, ESP 32'05	2.Michael Gallagher, AUS 32'19	2.Alain Quittet, FRA 27'22	2.Heinz Fewi, SUI 20'00
3.César Neira Perez, ESP 32'59	3.Lauro Chaman, BRA 32'28	3.Robert Labbe, CAN 27'31	3.Stefan Baumann, GER 20'01
12.Ryan Hughes, AUS 35'39			21.Michael Taylor, AUS 24'08
14.David Nicholas, AUS 37'24			22.Jarrod Moncur, AUS 26'06

H3 - Time Trial	H4 - Time Trial	T1 - Time Trial	T2 - Time Trial
1.Joël Jeannot, FRA 41'00	1.Oz Sanchez, USA 38'08	1. Quentin Aubague, FRA 25'30	1. David Stone, GBR 21'06
2.Bernd Jeffre, GER 41'01	2.E.Van Dyk, RSA 39'09	2.Mario Alilovic, CRO 27'00	2. Giorgio Farroni, ITA 21'50
3.Vico Merklein, GER 41'07	3.Wim Declair, BEL 39'28	3. Alan Scsmidt, DEN 27'47	3. Helmut Winterleitner, AUT 22'08
6.Nigel Barley, AUS 42'29			



UCI MASTERS TRACK WORLD CHAMPIONSHIPS ANADIA, PORTUGAL 26 - 31 OCTOBER 2010

Men's Time Trial – 35-39	Men's Time Trial – 40-44	Men's Time Trial – 45-49	Men's Time Trial – 50-54
1.Gavin White, AUS 1'06.169	1.Chris Murray, AUS 50.532	1.Wilhelmus Zegers, USA 50.768	1.Steve Cronshaw, GBR 35.158
2.Per Bjess, USA 1'07.646	2.Ahcen Aggar, FRA 50.787	2.Geoff Stoker, AUS 50.855	2.Ivor Reid, GBR 35.353
3.Lou Pascuzzi, AUS 1'08.487	3.Dirk Engler, GER 51.368	3.Philippe Vernet, FRA 51.633	3.Gary Mandy, AUS 35.682
	14.Daniel Rickard, AUS 53.261	7.Michael Popplewell, AUS 52.742	4.Ian Atkin, AUS 35.817
	18.Alan Townsend, AUS 53.704	21.Raymond Gorrell, AUS 56.621	8.Gerard O'Connell, AUS 36.224
	33.Philip Nicholls, AUS 56.165		
Men's Time Trial – 55-59	Men's Time Trial – 60-64	Men's Time Trial – 65-69	Men's Time Trial – 70-74
1.David le Grys, GBR 35.040	1.Reid Schwartz, USA 0'36.917	1.Geoff Cooke, GBR 37.809	1.James Kloss, USA 403163
2.David Willmott, AUS 35.416	2.Mark Rodamaker, USA 38.238	2. Earl Henry, TRI, 38.471	2.Arthur Salzwedel, RSA 42.505
3.Fabrizio Fedele, ITA 36.120	3.Angelo Onofri, ITA 38.300	3.Hugh Gray, AUS, 38.655	3.Denis Robinson, AUS 44.043
14.Damien O'Neill, AUS 39.593	10.Malcolm Clasohm, AUS 40.157		
20.Terry Freshwater, AUS 41.428			
Men's Time Trial – 75+	Men's Sprint – 35-39	Men's Sprint – 40-44	Men's Sprint – 45-49
1.Thomas O'Rourke, USA 42.981	1.Gavin White, AUS	1.Fabio Alberti, ITA	1.Geoff Stoker, AUS
2.Walter Fowler, GBR 43.170	2.Marlon Moncrieffe, GBR	2.Aderito Da Cruz, FRA	2.Todd Hayes, USA
3.Delroy Walters, USA 43.398	3.Morne Van Greuning, RSA	3.Roger Hernandez, USA	3.Matthew Diefenbach, USA
7.Brian Kennedy, AUS 47.943	4.Lou Pascuzzi, AUS		4.Michael Popplewell, AUS
Men's Sprint – 50-54	Men's Sprint – 55-59	Men's Sprint – 60-64	Men's Sprint – 65-69
1.Ferruccio Veschetti, ITA	1.David Willmott, AUS	1.Mark Rodamaker, USA	1.Geoff Cooke, GBR
2.Ian Atkin, AUS	2.Maas Van Beek, NED	2.Angelo Onofri, ITA	2.Earl Henry, TRI
3.Jorge Filardi, ARG	3.Keith Macbeth, USA	3.Graziano Pantosti, ITA	3.David Rowe, GBR
4.Gerard O'Connell, AUS		4.Malcolm Clasohm, AUS	
Men's Sprint – 75+	Men's Individual Pursuit – 35-39	Men's Individual Pursuit – 40-44	Men's Individual Pursuit – 45-49
1.Thomas O'Rourke, USA	1.Trevor Gunderson, CAN 3'33.205	1.David Stevens, AUS 3'32.435	1.Michael Adey, RSA 3'35.771
2.Luigi Fabbri, USA	2.Simon Coughlan, IRL 3'34.766	2.Philippe Raymond, CAN 3'37.609	2.Yury Demanov, RSA 3'40.307
3.Delroy Walters, USA	3.Karl Chandavoine, FRA 3'37.014	3.A. Torkachenko, RUS 3'41.924	3.Peter Ettles, GBR 3'38.821
Men's Individual Pursuit – 50-54	Men's Individual Pursuit – 55-59	Men's Individual Pursuit – 60-64	Men's Individual Pursuit – 65-69
1.Stephane Le Beau, CAN 2'21.077	1.Keith Ketterer, USA 2'25.913	1.Kevin Gill, GBR 2'35.681	1.Michel Briat, FRA 2'37.666
2.James Host, USA 2'24.963	2.Ian Humphreys, GBR 2'31.004	2.Graham Truelove, GBR 2'38.797	2.S. Hansen, DEN 2'38.998
3.Claus Christiansen, DEN 2'24.565	3.Maas Ven Beek, NED 2'30.485	3.David Mulica, USA 2'34.755	3.Hugh Gray, AUS 2'40.394
Men's Individual Pursuit – 70-74	Men's Individual Pursuit – 75+	Men's Scratch Race – 35-39	Men's Scratch Race – 40-44
1.James Kloss, USA 2'48.464	1.Raymond Pelle, FRA 2'58.460	1.Trevor Gunderson, CAN	1.Tadayuki Yamaguchi, JPN
2.Gordon Johnston, GBR 2'54.337	2.Thomas O'Rourke, USA 3'00.657	2.Daniel Dell, ARG	2.Tony Scott, USA
3.Brian Newton, GBR 2'56.425	3.Delroy Walters, USA	3.Karl Chandavoine, FRA	3.David Stevens, AUS
		4.Gavin White, AUS	
		9.Paul Butler, AUS	



Men's Scratch Race – 45-49	Men's Scratch Race – 50-54	Men's Scratch Race – 55-59	Men's Scratch Race – 60-64
1.Philippe Vernet, FRA	1.Stephane Le Beau, CAN	1.Keith Ketterer, USA	1.Rene Grignon, FRA
2.Jacques Suire, FRA	2.Ivor Reid, GBR	2.James Rutherford, GBR	2.Mark Rodamaker, USA
3.Peter Toth, CAN	3.Ferruccio Veschetti, ITA	3.Ian Humphreys, GBR	3.David Mulica, USA
		5.Terence Fraser, AUS	
		19.Terry Freshwater, AUS	

Men's Scratch Race – 65-69	Men's Scratch Race – 70-74	Men's Scratch Race – 75+	Men's Points Race – 35-39
1.Steffen Munch Hansen, DEN	1.Otto Altweck, GER	1.Thomas O'Rourke, USA	1.Daniel Del Barco, ARG
2.Geoff Cooke, GBR	2.James Kloss, USA	2.Luigi Fabbri, USA	2.Paul Butler, AUS
3.Manfred, Nepp, GER	3.Roland Crayford, GBR	3.Delroy Walters, USA	3.Alain Bornet, FRA
4.John Crouchley, AUS	6.Denis Robinson, AUS	DNF Desmond Kidd, AUS	
11.Hugh Gray, AUS		DNF Brian Kennedy, AUS	

Men's Points Race – 40-44	Men's Points Race – 45-49	Men's Points Race – 50-54	Men's Points Race – 55-59
1.David Stevens, AUS	1.Steven Carrell, USA	1.Stephane Le Beau, CAN	1.Keith Ketterer, USA
2.John McClelland, GBR	2.Michael Adey, RSA	2.Bernardo Figueroa, COL	2.James Rutherford, GBR
3.Alexand Torkachenko, RUS	3.Courtney Rowe, GBR	3.Vicente Florio Zoric, ARG	3.Christopher Davis, GBR
			6.David Willmott, AUS
			11.Terence Fraser, AUS

Men's Points Race – 60-64	Men's Points Race – 65-69	Men's Points Race – 70-74	Men's Points Race – 75+
1.Malcolm Clasohm, AUS	1.Steffen Munch Hansen, DEN	1.Otto Altweck, GER	1.Delroy Walters, USA
2.Rene Grignon, FRA	2.Michael Briat, FRA	2.Victor Possee, GBR	2.Raymond Pelle, FRA
3.Larry Wolff, USA	3.Robert Wilson, RSA	3.Denis Robinson, AUS	3.Thomas O'Rourke, USA
	5.John Crouchley, AUS		6.Brian Kennedy, AUS
	7.Hugh Gray, AUS		

Women's Time Trial – 35-39	Women's Time Trial – 40-44	Women's Time Trial – 45-49	Women's Time Trial – 50-54
1.Dena Eaton, USA 39.439	1.Janet Birkmyre, GBR 38.378	1.Julie Barnett, AUS 39.791	1.Lorraine Jarvis, USA 39.915
2.Lee Johns, AUS 40.539	2.Kimberly Edwards, USA 39.341	2.Emi Wachi, JPN 40.014	2.Lise Benjamin, AUS 40.102
3.Amanda Wray, RSA 42.026	3.Adriana Del valle, ARG 41.196	3.Deborah Capewell, GBR 40.609	3.Petra Kluender, GER 41.280
	6.Vanessa Essam, AUS 44.046		

Women's Time Trial – 55-59	Women's Time Trial – 60-64	Women's Time Trial – 65-69	Women's Time Trial – 70+
1.Jenni Nicholson, GBR 46.550	1.Arja Scarsbrook, FIN 43.507	1.Bonnie Woodbury, USA 44.958	1.Charlene Smith, AUS 51.875
2.Arminde Fernandes, USA 50.641	2.Mary Ellen Allen, USA 44.800	2.Fran Watson, AUS 49.904	

Women's Sprint – 35-39	Women's Sprint – 40-44	Women's Sprint – 45-49	Women's Sprint – 50-54
1.Dena Eaton, USA	1.Janet Birkmyre, GBR	1.Julie Barnett, AUS	1.Lise Benjamin, AUS
2.Lee Johns, AUS	2.Kimberly Edwards, USA	2.Makiko Hamada, JPN	2.Lorraine Jarvis, USA
3.Aideen Collard, IRL	3. Adriana Perino, ARG 41.196	3.Deborah Capewell, GBR	3.Susan Taverner, RSA

Women's Sprint – 65-69	Women's Sprint – 70+
1.Bonnie Woodbury, USA	1.Charlene Smith, AUS



WORLD MASTERS TRACK CHAMPIONSHIPS CONT...

Women's Indiv Pursuit – 35-39	Women's Indiv Pursuit – 45-49	Women's Indiv Pursuit – 50-54	
1.Dena Eaton, USA 2'39.024	1.Claire Newland, GBR 2'35.370	1.Patrizia Spadaccini, ITA 2'43.571	
2.Aideen Collard, IRL 2'47.640	2.Jayne Paine, GBR 2'40.456	2.Petra Kluender, GER 2'48.208	
3.Amanda Wray, RSA 2'50.957	3.Makiko Hamada, JPN 2'44.594	3.Christine Higgs, GBR 2'48.009	
Women's Indiv Pursuit – 55-59	Women's Indiv Pursuit – 60-64	Women's Indiv Pursuit – 65-69	
1.Jenni Nicholson, GBR	1.Arja Scarsbrook, FIN 2'49.429	1.Bonnie Woodbury, USA	
2.Arminde Fernandes, USA (OVL)	2.Mary Ellen Allen, USA 2'52.613	2.Fran Watson, AUS (OVL)	
Women's Scratch Race – 35-39	Women's Scratch Race – 40-44	Women's Scratch Race – 45-49	Women's Scratch Race – 50-70+
1.Dena Eaton, USA	1.Janet Birkmyre, GBR	1.Elizabeth Clayton, GBR	1.Lise Benjamin, AUS
2.Aideen Collard, IRL	2.Cheryl Owens, GBR	2.Makiko Hamada, JPN	2.Patrizia Spadaccini, ITA
3.Amanda Wray, RSA	3.Adriana Perino, ARG	3.Orla Hendron, IRL	3.Christine Higgs, GBR
	6.Vanessa Essam, AUS	6.Julie Barnett, AUS	
Women's Scratch Race – 55-59	Women's Scratch Race – 65-69	Women's Scratch Race – 70+	
1.Arminde Fernandes, USA	1.Fran Watson, AUS	1.Charlene Smith, AUS	
Women's Points Race – 35-39	Women's Points Race – 40-44	Women's Points Race – 45-49	Women's Points Race – 50-54
1.Dena Eaton, USA	1.Janet Birkmyre, GBR	1.Orla Hendron, IRL	1.Petra Kluender, GER
2.Amanda Wray, RSA	2.Cheryl Owens, GBR	2.Elizabeth Clayton, GBR	2.Patrizia Spadaccini, ITA
3.Aideen Collard, IRL	3.Adriana Perino, ARG	3.Jayne Paine, GBR	3.Lise Benjamin, AUS
		DNF Julie Barnett, AUS	
Women's Points Race – 60-64	Women's Points Race – 65-69		
1.Arja Scarsbrook, FIN	1.Fran Watson, AUS		
2.Mary Ellen Allen, USA			
Men's Team Sprint			
1.Australia (David Willmott, Gavin White, Geoff Stoker) 48.44			
2.Australia (Alan Townsend, Chris Murray, Gary Mandy) 50.330			
3.Australia (Lou Pascuzzi, Gerard O'Connell, Ian Atkin) 50.460			

UCI MASTERS ROAD WORLD CHAMPIONSHIPS ST. JOHANN, AUSTRIA 25 - 28 AUGUST 2010

Men's Road Race – 30-34	Men's Road Race – 35-39	Men's Road Race – 40-44	Men's Road Race – 45-49
1.Daniel Brickell, AUS 2'41.16	1.Andrea Mascheroni, ITA 2'38.02	1.Jens Volkmann, GER 2'36.23	1.Vinicio Rasario, ITA 2'41.05
2.Michele Mascheroni, ITA	2.Dino Pittiglio, ITA	2.Angelo Menghini, ITA	2.Luciano Pasquin, ITA
3.Vaclav Jelinek, CZE	3.Stefano Farnetani, ITA	3.Fabio Laghi, ITA	3.Prmo Sprecace, ITA
	9.Matthew Carmellotti, AUS	90.Attila Kiss, AUS	64.Peter O'Callaghan, AUS
			90.Glen Ingram, AUS



Men's Road Race – 50-52	Men's Road Race –53-55	Men's Road Race – 56-58	Men's Road Race – 59-61
1.Freddy Keller, NED 1'48.30	1.H. Hellerup, DEN 1'51.41	1.Ad Prinsen, NED 1'54.15	1.Bernie Sanders, USA 1'55.49
2.Rob Van Leeuwen, NED	2.Theo Joosten, NED	2.Mikalai Baklanau, BLR	2.Josef Reis, GER
3.Dzmitry Buben, BLR	3.Robert Anderson, CAN	3.Juan Argudo Baguenas, ESP	3.Heinrich Hovel, GER
20.Gordon Bill, AUS		11.Ian Lovell, AUS	17.Laurie Lyster, AUS
30.Craig Smith-Gander, AUS			
35.Stephen Flack, AUS			
48.Anthony Chandler, AUS			

Men's Road Race – 62-64	Men's Road Race – 65-69	Men's Road Race – 70-74	Men's Road Race – 75+
1.Georges Vonckx, BEL 1'56.46	1.Reinhard Scheer, GER 1'01.18	1.Nicolo Mu 1'04.12	1.Severino Angella, ITA 1'11.12
2.Bruno Maccioccu, ITA	2.Theo van Mook, NED	2.Jacques Gestraud, FRA	2.Graziano Ciulli, ITA
3.Gerhard Hrinkow, AUT	3.Werner Dullaert, BEL	3.Marcel Eve, FRA	3.Marcel Lectez, FRA
	13.William Mackay, AUS	36.Geoff Wilson, AUS	28.Federico Mason, AUS
	33.Robert Taylor, AUS		
	58. Michael Carmellotti, AUS		

Men's Time Trial – 30-39	Men's Time Trial – 40-44	Men's Time Trial – 45-49	Men's Time Trial – 50-54
1.Andreas Ortner, GER 24'33.93	1. Richard Feldman, USA 24'43.44	1.Steven Sloof, NED 24'35.11	1.Eugene Palumbo, USA 25'22.49
2.A. Schweizer, SUI 25'22.32	2.Christopher Lyman, USA 24'56.45	2.Jesper Nielsen, DEN 24'51.40	2.Dzmitry Buben, BLR 25'23.75
3.Chris McNeil, CAN 25'25.80	3.Michael Themann, SUI 25'03.33	3.Kevin Tye, GBR 24'57.67	3.Werner Huegel, GER 25'24.20
			21.C. Smith-Gander, AUS 27'05.99
			33.David Fairburn, AUS 27'55.30

Men's Time Trial – 55-59	Men's Time Trial – 60-64	Men's Time Trial – 65-69	Men's Time Trial – 70-74
1.W. Gottfried, GER 26'04.74	1.Kenny Fuller, USA 26'13.94	1.Rein Oppewal, NED 27'32.49	1.Marcel Eve, FRA 28'42.10
2.Ludvik Killinger, CZE 26'16.58	2.Gerhard Hrinkow, AUT 26'18.30	2.Reinhard Scheer, GER 27'33.38	2.Guenter Hoffman, GER 28'42.25
3.Vic Miera, USA 26'18.34	3.Alfred Grabichler, GER 26'31.86	3.Peter Trumheller, GER 27'37.15	3.Jaques Gestraud, FRA 28'53.46
		15.Robert Taylor, AUS 28'59.28	24.Geoff Wilson, AUS 32'06.23
			31.Graeme Milburn, AUS 32'25.02
Men's Time Trial – 75+			
1.H. Van Bruggen, NED 30'15.14			
2.Bruno Podesta, GER 30'52.37			
3.E. Brangenberg, GER 31'15.63			

Women's Road Race – 30-39	Women's Road Race – 40-44	Women's Road Race – 45-49	Women's Road Race – 50-59
1.Daniela Gass, GER 1'04.46	1.M. Haverkamp-Roisch, GER 1'01.13	1.Beate Eysinger, AUT 1'08.55	1.Anne Plant, GBR 1'07.33
2.Michaela Gorini, ITA	2.Inna Panina, RUS	2.Anneke Lubeek, NED	2.Marion Bax, NED
3.Mary Haw, RSA	3.Iben Bohe, DEN	3.Martina Stoiber, GER	3.Petra Kluender, GER
9.Heidi Croxson, AUS	24.Tanya Johnstone, AUS	9.Joanna Somerville, AUS	

Women's Road Race – 60+	Women's Time Trial – 30-39	Women's Time Trial – 40-44	Women's Time Trial – 45-49
1.Michele Charles, FRA 1'09.05	1.Doris Posch, AUT 26'52.93	1.Panina Tatsiana, BLR 27'39.07	1.Beate Eysinger, AUT 28'51.42
2.Maria Seefried, GER	2.Adelheid Schuetz, GER 27'12.13	2.Martina Hoellige, GER 28'20.52	2.E. Neumark, GER 29'28.52
3.Gertrud Messmann, GER	3.M. Van Houweling, USA 27'14.51	3.M. Haverkamp-Roisch, GER 29'00.69	3.Sue Fenwick, GBR 30'15.83
5.Liz Randall, AUS	8.Heidi Croxson, AUS 31'16.49	19.Tanya Johnstone, AUS 32'11.47	

Women's Time Trial – 50-54	Women's Time Trial – 55-59	Women's Time Trial – 60+
1.Leigh Thompson, USA 28'46.16	1.Lorraine Schutz, AUS 29'42.40	1.Michele Charles, FRA 30'41.58
2.Claudia Pfisterer, AUT 29'01.63	2.Marti Valks, NED 30'05.34	2.G. Messmann, GER 31'26.13
3.Marion Bax, NED 29'17.67	3.Martha Stedman, USA 30'08.57	3.Ninni Euren, SWE 31'40.59
		7.Liz Randall, AUS 32'45.36



OCEANIA TRACK CHAMPIONSHIPS INVERCARGILL, NEW ZEALAND 11 - 15 NOVEMBER 2009

Men's Time Trial	Men's Sprint	Men's Keirin	Men's Individual Pursuit
1.Eddie Dawkins, NZL 1'03.353	1.Daniel Ellis, AUS	1.Joel Leonard, AUS	1.Jesse Sergent, NZL 4'20.678
2.Joel Leonard, AUS 1'04.112	2.Sam Webster, NZL	2.Sam Webster, NZL	2.Peter Latham, NZL 4'28.758
3.James Glasspool, AUS 1'04.118	3.Matthew Archibald, NZL	3.Simon Van Velthoven, NZL	3.Sam Bewley, NZL 4'23.264

Men's Points Race	Men's Scratch Race	Men's Team Sprint	Men's Team Sprint
1.Sam Bewley, NZL	1.Scott Law, AUS	1.New Zealand 45.693	1.New Zealand 45.693
2.Marc Ryan, NZL	2.Alex Carver, AUS	2.Australia 45.863	2.Australia 45.863
3.Tom Scully, NZL	3.Rodger Shem, NZL	(Daniel Ellis, James Glasspool, Joel Leonard)	
		3.G-Race	

Men's Teams Pursuit	Men's Madison
1.New Zealand 3'58.689	1.New Zealand
2.New Zealand 4'27.818	2.Australia
	(Alex Carver, Scott Law)
	3.New Zealand

U19 Men's Time Trial	U19 Men's Sprint	U19 Men's Keirin	U19 Men's Individual Pursuit
1.Alex Frame, NZL 1'09.586	1.Matthew Glaetzer, AUS	1. Matthew Glaetzer, AUS	1.Jackson Law, AUS 3'25.881
2.Regan Sheath, NZL 1'09.954	2.Jamie Green, AUS	2.Jamie Green, AUS	2.A.Edmondson, AUS 3'26.958
3.James Verco, NZL 1'10.217	3.Regan Sheath, NZL	3.Regan Sheath, NZL	3.Pieter Bulling, NZL 3'29.231

U19 Men's Points Race	U19 Men's Scratch Race	U19 Men's Team Sprint
1.Alexander Edmondson, AUS	1.Jackson Law, AUS	1.Australia 48.828
2.Jackson Law, AUS	2.Jack Bennett, AUS	(Jamie Green, Matthew Glaetzer, Jackson Law)
3.Jack Bennett, AUS	3.Fraser Gough, NZL	2. New Zealand 51.094

U19 Men's Teams Pursuit	U19 Women's Time Trial	U19 Women's Sprint	U19 Women's Individual Pursuit
1.Australia 4'23.423	1.Stephanie McKenzie, NZL 37.231	1.Stephanie McKenzie, NZL	1.Georgia Williams, NZL 2'40.503
(Matthew Glaetzer, Jackson Law, Alexander Edmondson, Jack Bennett)	2.Henrietta Mitchell, NZL 37.864	2.Henrietta Mitchell, NZL	
2.New Zealand 4'27.818	3.Madison Law, AUS 38.321	3.Charlotte Kelly, NZL	

Women's Time Trial	Women's Sprint	Women's Keirin	Women's Individual Pursuit
1.Annette Edmondson, AUS 35.956	1.Emily Rosemond, AUS	1.Emily Rosemond, AUS	1.Alison Shanks, NZL 3'35.221
2.Emily Rosemond, AUS 35.992	2.Stephanie Morton, AUS	2.Stephanie Morton, AUS	2.Lauren Ellis, NZL 3'44.866
3.Stephanie Morton, AUS 36.090	3.Annette Edmondson, AUS	3.Annette Edmondson, AUS	3.Rushlee Buchanan, NZL 3'45.606

Women's Points Race	Women's Scratch Race	Women's Team Sprint	Women's Teams Pursuit
1.Joanne Kiesanowski, NZL	1.Joanne Kiesanowski, NZL	1.Australia 35.358	1.New Zealand 3'26.658
2.Gemma Dudley, NZL	2.Lauren Ellis, NZL	(Annette Edmondson, Emily Rosemond)	2.New Zealand 3'31.937
3.Kaytee Boyd, NZL	3.Rosy McCall, AUS	2.New Zealand	
		3.Australia 36.474	
		(Madison Law, Stephanie Morton)	



OCEANIA ROAD CHAMPIONSHIPS INVERCARGIL, NEW ZEALAND 11 - 15 NOVEMBER 2009

Men's Time Trial	Women's Time Trial	U23 Men's Time Trial	U19 Men's Time Trial
1.Drew Ginn, AUS 51.08	1.Alexis Rhodes, AUS 33.39	1.Michael Matthews, AUS 48.21	1.A. Van der Hayden, NZL 35.20
2.Logan Hutchings, NZL 52.43	2.Melissa Holt, NZL 33.43	2.Alex McGregor, NZL 50.31	2.Patrick Jones, NZL 37.25
3.Simon Croom, NZL 53.54	3.Bridie O'Donnell, AUS 33.55	3.Matt Marshall, NZL 51.39	3.Kirk Hamilton, NZL 37.51

U19 Women's Time Trial	Women's Road Race	U23 Men's Road Race	U23 Men's Road Race
1. Georgia Williams, NZL 41.53	1.Bridie O'Donnell, AUS 2'50.03	1.Michael Matthews, AUS 3'03.25	1.Michael Matthews, AUS 3'03.25
	2.Karen Fulton, NZL	2.Matt Marshall, NZL	2.Matt Marshall, NZL
	3.Rochelle Gilmore, AUS	3.Alex McGregor, NZL	3.Alex McGregor, NZL

U19 Men's Road Race	U19 Women's Road Race
1.Brad Evans, NZL 3'11.52	1.Kendelle Hodges, AUS 2'07'50
2.Jack Bennett, AUS	2.Alexandra Carle, AUS
	3.Jasmin Hurikino, AUS

YOUTH OLYMPIC GAMES SINGAPORE 14 - 26 AUGUST 2010

Junior Men's Cross Country	Junior Men's BMX	Junior Men's Time Trial	Junior Men's Road Race
1.Jhonnatan Botero, COL 58.42	1.David Oquendo, COL	1.Rafael Ferreira, POR 3'56.64	1.Boris Vallee, BEL 1'05.42
2.Andrea Righettini, ITA 59.29	2.Twan Gendt, NED	2.Jay McCarthy, AUS	2.Rafael Ferreira, POR
3.Laurens Sweeck, BEL 1'00.01	3.Niklas Laustsen, DEN	3.Michael Andersen, DEN	3.Nicolas Marini, ITA
27.Michael Baker, AUS 2lap			19.Jay McCarthy, AUS
			43.Michael Baker
			61.Matthew Dunsworth, AUS

Junior Women's Cross Country	Junior Women's BMX	Junior Women's Time Trial	Overall
1.Karolina Kalasova, CZE 46.58	1.Mayara Perez, BRA	1.Linda Indergand, SUI 3'18.00	1. Colombia
2.Linda Indergand, SUI 47.06	2.Kirsten Dellar, AUS	2.Karolina Kalasova, CZE 3'23.87	2. Italy
3.Kristina Laforge, CAN 49.22	3.Maartje Hereijgers, NED	3.Ingrid Drexel, MEX 3'25.37	3. Netherlands
28.Kirsten Dellar, AUS 2lap		15.Kirsten Dellar, AUS 3'39.09	11. Australia



AUSTRALIAN OPEN ROAD CHAMPIONSHIPS BALLARAT, VICTORIA 6 - 10 JANUARY 2010



Men's Time Trial	Women's Time Trial	U23 Men's Time Trial	U23 Women's Time Trial
1.Cameron Meyer, WA 50'52.74	1.Amber Halliday, SA 40'57.10	1.Rohan Dennis, SA 36'13.27	1.Josephine Tomic, WA 42'28.50
2.John Anderson, Qld 51'21.04	2.Bridie O'Donnell, Vic 41'01.30	2.Luke Durbridge, WA 36'23.16	2.Tiffany Cromwell, SA 43'15.10
3.Luke Roberts, SA 51'25.68	3.Carly Light, SA 41'59.80	3.Michael Matthews, ACT 37'35.29	3.Alexandra Carle, ACT 43'28.40
4.William Clarke, Tas 52'07.51	4.Vicki Whitelaw, ACT 42'24.80	4.Nathan Haas, ACT 37'55.94	4.Sarah Kent, WA 43'38.50
5.Travis Meyer, WA 52'27.46	5.Josephine Tomic, WA 42'28.50	5.Adam Phelan, ACT 38'04.93	5.Loren Rowney, Qld 44'43.90
6.Drew Ginn, Vic 52'39.62	6.Shara Gillow, Qld 42'38.30	6.Michael Freiberg, WA 38'16.28	6.Carlee Taylor, SA 45'10.20
7.Peter Milostic, NSW 52'50.17	7.Rachel Neylan, SA 42'54.20	7.Nick Aitken, Vic 38'16.63	7.Zoe Appel, Qld 45'24.40
8.Dylan Newell, Vic 53'09.15	8.Tiffany Cromwell, SA 43'15.10	8.Benjamin King, WA 38'28.65	8.Myfanwy Galloway, ACT 45'48.2
9.Darren Rolfe, Qld 53'25.93	9.Alexandra Carle, ACT 43'28.40	9.Ben Grenda, Tas 38'43.97	9.Melissa Hoskins, WA 45'51.90
10.Damien Turner, Vic 54'02.09	10.Sarah Kent, WA 43'38.50	10.Alastair Loutit, ACT 38'44.98	10.Sophie Ootes, SA 47'09.30

Men's Road Race	Women's Road Race	U23 Men's Road Race	U23 Women's Road Race
1.Travis Meyer, WA 4'26'31	1.Ruth Corset, Qld 3'10'09	1.Michael Hepburn, Qld 3'20'07	1.Megan Dunn, NSW
2.David Kemp, Qld	2.Bridie O'Donnell, Vic	2.Malcolm Rudolph, Qld	2.Tiffany Cromwell, SA
3.Damien Turner, Vic	3.Judith Arndt, GER	3.Michael Matthews, ACT	3.Loren Rowney, Qld
4.Russell Van Hout, SA	4.Rachel Neylan, SA	4.Joseph Lewis, NSW	4.Peta Mullens, Vic
5.Hayden Brooks, Qld	5.Vicki Whitelaw, ACT	5.Timothy Roe, SA	5.Angela McClure, SA
6.Jack Bobridge, SA	6.Amanda Spratt, NSW	6.Ben Dyball, NSW	6.Alexandra Carle, ACT
7.David Pell, Vic	7.Megan Dunn, NSW	7.Angus Morton, NSW	7.Kendelle Hodges, Vic
8.Bernard Sulzberger, Tas	8.Joanne Hogan, Vic	8.Luke Durbridge, WA	
9.William Clarke, Tas	9.Amber Halliday, SA	9.Geoff Straub, NSW	
10.Mark O'Brien, Vic	10.Tiffany Cromwell, SA	10.Rohan Dennis, SA	



Men's Criterium	Women's Criterium	U23 Men's Criterium	U23 Women's Criterium
1. Aaron Kemps, Qld	1. Carly Light, SA	1. Daniel Braunsteins, Vic	1. Chloe Hosking, ACT
2. Dean Windsor, NSW	2. Chloe Hosking, ACT	2. Thomas Palmer, ACT	2. Megan Dunn, NSW
3. William Clarke, Tas	3. Megan Dunn, NSW	3. Malcolm Rudolph, Qld	3. Peta Mullens, Vic
4. Chris Steffanoni, Vic	4. Rochelle Gilmore, NSW	4. Ben Grenda, Tas	4. Kendelle Hodges, Vic
5. David Pell, Vic	5. Belinda Goss, Tas	5. Joseph Lewis, NSW	5. Melissa Hoskins, WA
6. Bernard Sulzberger, Tas	6. Peta Mullens, Vic	6. Douglas Repacholi, WA	6. Lauren Kitchen, NSW
7. Lachlan Norris, Vic	7. Rowena Fry, Tas	7. Geoff Straub, NSW	
8. David Kemp, Qld	8. Kendelle Hodges, Vic	8. Brenton Jones, Vic	
	9. Ruth Corset, Qld	9. Alex Carver, NSW	
	10. Helen Kelly, Vic	10. Scott Law, NSW	

AUSTRALIAN U19 ROAD CHAMPIONSHIPS MURWILLUMBAH, NSW 29 APRIL - 3 MAY 2010

U19 Men's Road Race	U19 Men's Time Trial	U19 Men's Criterium
1. Jay McCarthy, Qld 3'15'13	1. Dale Parker, SA 37'45.53	1. Jackson Law, NSW
2. Dale Parker, SA	2. Jay McCarthy, Qld 37'55.80	2. Jack Beckinsale, NSW
3. Calvin Watson, Vic	3. Ethan Kimmince, NSW 39'00.49	3. Jay McCarthy, Qld
4. Michael Baker, ACT	4. Damien Howson, SA 39'09.48	4. George Tansley, SA
5. Ethan Kimmince, NSW	5. Jackson Law, NSW 39'30.37	5. Angus Tobin, NSW
6. Samuel Spokes, NSW	6. Julian Bissell, WA 39'33.91	6. Calvin Watson, Vic
7. Nicholas Dougall, Qld	7. David Edwards, Qld 39'42.35	7. Dale Parker, SA
8. Jared Triggs, NSW	8. M Lovelock-Fay, ACT 40'38.53	8. Samuel Spokes, NSW
9. Damien Howson, SA	9. Scott McPhee, SA 40'40.46	9. Jared Triggs, NSW
10. Trent Morey, Vic	10. Jordan Kerby, Qld 40'49.51	

U19 Women's Road Race	U19 Women's Time Trial	U19 Women's Criterium
1. Stephanie Hansen, Vic 2'11'12	1. Amy Cure, Tas 23'32.64	1. Sinead Noonan, SA
2. Sinead Noonan, SA	2. Sinead Noonan, SA 24'22.66	2. Amy Cure, Tas
3. Amy Cure Tas	3. Jessica Allen, WA 24'49.75	3. Jessica Allen, WA
4. Jessica Allen, WA	4. Stephanie Hansen, Vic 24'58.54	4. Isabella King, WA
5. Shanice Nitis, Qld	5. Isabella King, WA 25'06.32	5. Samantha Wood, WA
6. Maddison Vit, Qld	6. Shanice Nitis, Qld 25'18.17	6. Maddison Vit, Qld
7. Michaela Anderson, WA	7. Michaela Anderson, WA 25'20.40	7. Emma Sprouster, NSW
8. Rebecca Mumme, WA	8. Samantha Wood, WA 26'16.48	8. Shanice Nitis, Qld
9. Kelly Rose, SA	9. Maddison Vit, Qld 26'22.69	
10. Kirsty Mills, NSW	10. Kirsty Mills, NSW 26'34.65	



AUSTRALIAN PARA-CYCLING ROAD CHAMPIONSHIPS SUNSHINE COAST, QUEENSLAND 10 - 11 APRIL

C1 Men Time Trial	C2 Men Time Trial	C3 Men Time Trial	C4 Men Time Trial
1.Jarrad Langmead, NSW 41'46	1.Cameron Muir, Vic 39'48	1.Noel Sens, Vic 36'08	1.Ryan Hughes, Tas 38'32
	2.Michael Eaddy, Vic 40'30	2.Andrew Panazzolo, SA 37'35	2.David Nicholas, Qld 40'02
	3.Michael Milton, ACT 41'59		3.Jason Oates, Qld 45'40
			4.Gerard Cushan, NSW 49'18

C5 Men Time Trial	Tandem Men Time Trial	T2 Men Time Trial
1.Michael Gallagher, Vic 35'57	1.B Lindores/S Finning 45'75	1.Stephen Bastick, NSW 36'21
	2.D Williams/P Spencer 42'53	
	3.J Wood/O Ronalds 47'43	

H1 Men Time Trial	H2 Men Time Trial	H3 Men Time Trial	H4 Men Time Trial
1.Rowan Bowles, Tas 37'41	1.Michael Taylor, Vic 40'08	1.Nigel Barley, WA 38'17	1.Todd Philpott, NSW 41'36
2.Glenn Bennett, NSW 39'18	2.Jarrad Moncur, Qld 40'51	2.David McNaught, Qld 38'58	2.Roman Losionek, Vic 49'43
3.Doug Hannigan, WA 43'15	3.Peter Allen, WA 41'21	3.Stuart Tripp, Vic 39'58	
4.Brett Ogden, NSW 48'37	4.Craig Barrett, Vic 43'07		
	5.James Ormerod, WA 45'24		
	6.Craig Parsons, WA 45'27		
	7.Darren Anderson, Qld 47'14		
	8.Darron Shields, Qld 49'42		
	9.Steven Richter, Qld 50'52		
	10.Ron Gibson, NSW 55'05		

C1 Men Road Race	C2 Men Road Race	C3 Men Road Race	C4 Men Road Race
1.Jarrad Langmead, NSW 1'45'50	1.Cameron Muir, Vic 1'45'14	1.Andrew Panazzolo, SA 2'05'34	1.David Nicholas, Qld 2'29'10
	2.Michael Milton, ACT	2.Noel Sens, Vic	2.Ryan Hughes, Tas
	3.Michael Eaddy, Vic		3.Jason Oates, Qld
			4.Gerard Cushan, NSW

C5 Men Road Race	Tandem Men Road Race	T2 Men Road Race
1.Michael Gallagher, Vic 2'22'36	1.B Lindores/S Finning 2'44'37	1.Stephen Bastick, NSW 1'00'16
	2.D Williams/P Spencer	
	3.J Wood/O Ronalds	

H1 Men Road Race	H2 Men Road Race	H3 Men Road Race	H4 Men Road Race
1.Glenn Bennett, NSW 1'47'06	1.Jarrad Moncur, Qld 1'55'53	1.Stuart Tripp, Vic 1'44'09	1.Todd Philpott, NSW 41'36
2.Doug Hannigan, WA	2.Michael Taylor, Vic	2.Nigel Barley, WA	2.Roman Losionek, Vic
3.Rowan Bowles, Tas	3.Peter Allen, WA	3.David McNaught, Qld	
	4.James Ormerod, WA		
	5.Steven Richter, Qld		
	6.Darren Anderson, Qld		
	7.Ron Gibson, NSW		

C1 Women Time Trial	C2 Women Time Trial	C3 Women Time Trial	C4 Women Time Trial
1.Jayne Paris, NSW 34'43	1.Jing Huang, ACT 35'13	1.Lydia Tabe, Qld 37'47	1.Sue Powell, ACT 35'18
			2.Hannah MacDougall, Vic 40'48



C5 Women Time Trial	Tandem Women Time Trial	H2 Women Time Trial
1.Claire McLean, WA 35'25	1.B O'Connor/K Knowler 40'17	1.Mel Leckie, SA 43'04

C1 Women Road Race	C2 Women Road Race	C3 Women Road Race	C4 Women Road Race
1.Jayne Paris, NSW 1'29'10	1.Jing Huang, ACT 1'29'11	1.Lydia Tabe, Qld 2'24'36	1.Sue Powell, ACT 1'44'10
			2.Hannah MacDougall, Vic

C5 Women Road Race	Tandem Women Road Race
1.Claire McLean, WA 2'10'56	1.B O'Connor / K Knowler 2'40'30

AUSTRALIAN JUNIOR ROAD CHAMPIONSHIPS CANBERRA, ACT 3 - 5 SEPTEMBER 2010

U17 Men's Road Race	U17 Women's Road Race	U15 Men's Road Race	U15 Women's Road Race
1.Caleb Ewen, NSW 1'51'22	1.Emily Roper, Qld 1'19'05	1.Bradley Heffernan, NSW 1'13'05	1.Macey Stewart, Tas 52'49
2.Thomas Hamilton, Vic	2.Allison Rice, ACT	2.Samuel Welsford, WA	2.Lauren Perry, Tas
3.Miles Scotson, SA	3.Georgia Baker, Tas	3.Harrison Carter, NSW	3.Josie Talbot, NSW
4.Jack McCulloch, NSW	4.Anthonia Abbisogni, Vic	4.Mathew Ross, Qld	4.Emma Bilston, Vic
5.Nicholas Schultz, Qld	5.Jessica Mundy, Vic	5.Nicholas Costello, Qld	5.Emma Apolony, NSW
6.Benjamin Fox, NSW	6.Elissa Wunderstiz, WA	6.Callum Scotson, SA	6.Courtney Field, Vic
7.Zane Hunter, Vic	7.Carla Franson, SA	7.Timothy Sellar, WA	7.Monique Wevers, Qld
8.Jack Cummings, Vic	8.Katherine Huckstep, ACT	8.Jack Edwards, NSW	8.Rowena Badcock, Tas
9.Tirian McManus, NSW	9.Laura Triggs, NSW	9.Reece Tucknow, MTBA	9.Jessica Pratt, Qld
10.Jake McMahon, WA	10.Lauretta Hanson, VIC	10.Thomas Preston, Vic	10.Alexandra Manly, SA

U17 Men's Indiv Time Trial	U17 Women's Indiv Time Trial	U15 Men's Indiv Time Trial	U15 Women's Indiv Time Trial
1.Thomas Hamilton, Vic 18'54'78	1.Allison Rice, ACT 14'49'09	1.Callum Scotson, SA 13'48'73	1.Molly Booker, WA 12'12'29
2.Joshua Blick, NSW 19'02'94	2.Elissa Wunderstiz, WA 15'04'50	2.Reece Tucknow, MTBA 13'54'93	2.Macey Stewart, Tas 12'22'58
3.Robert-Jon McCarthy, SA 19'24'64	3.Emily Roper, Qld 15'07'61	3.Jack Edwards, NSW 14'02'75	3.Lauren Perry, Tas 12'25'30
4.Bradley Linfield, WA 19'25'79	4.Georgia Baker, Tas 15'15'81	4.Angus Lyons, Vic 14'23'21	4.Emma Bilston, Vic 12'29'47
5.Alexander Morgan, Vic 19'37'75	5.Lauretta Hanson, Vic 15'31'91	5.Lucas Hamilton, Vic 14'29'35	5.Bridget Mullany, NSW 12'36'09
6.Tirian McManus, NSW 19'39'63	6.Samantha Fromentin, SA 15'32'44	6.Daniel Fitter, Qld 14'32'94	6.Josie Talbot, NSW 12'37'63
7.Owen Gillott, Qld 19'57'07	7.Lucy Kirk, ACT 15'32'59	7.Mathew Ross, Qld 14'40'21	7.Holly Simons, NSW 12'44'00
8.Jack McCulloch, NSW 19'58'71	8.Kelsey Robson, WA 15'34'08	8.Michael Rice, ACT 14'41'40	8.Emma Apolony, NSW 12'54'96
9.Luke Vitler, WA 20'00'80	9.Kayla Salopek, NSW 15'40'08	9.Jack Hogan, SA 14'41'75	9.Courtney Field, Vic 12'55'33
10.Miles Scotson, SA 20'04'86	10.A Nicholls, NSW 15'44'93	10.Braeden Dean, Vic 14'41'97	10.Monique Wevers, Qld 13'09'92

U17 Men's Criterium	U17 Women's Criterium	U15 Men's Criterium	U15 Women's Criterium
1.Thomas Hamilton, Vic	1.Georgia Baker, Tas	1.Michael Rice, ACT	1.Bridget Mullany, NSW
2.Miles Scotson, SA	2.Emily Roper, Qld	2.Harrison Carter, NSW	2.Lauren Perry, Tas
3.Jack Cummings, Vic	3.Anthonia Abbisogni, Vic	3.Daniel Fitter, Qld	3.Emma Bilston, Vic
4.Evan Hull, Vic	4.Allison Rice, ACT	4.Travis Smedley, NSW	4.Macey Stewart, Tas
5.Caleb Ewen, NSW	5.Jessica Mundy, Vic	5.Samuel Welsford, WA	5.Emma Apolony, NSW
6.Bradley Linfield, WA	6.Samantha Fromentin, SA	6.Reece Tucknow, MTBA	6.Courtney Field, Vic
7.Robert-Jon McCarthy, SA	7.Laura Triggs, NSW	7.Jack Hickey, Vic	7.Josie Talbot, NSW
8.Jeremy Scott, NSW	8.Kelsey Robson, WA	8.Nicholas Costello, Qld	8.Molly Booker, WA
9.Jesse Kerrison, Qld	9.Elissa Wunderstiz, WA	9.Jack Edwards, NSW	9.Monique Wevers, Qld
10.Brendan Hill, Qld	10.Lauretta Hanson, Vic	10.Thomas Preston, Vic	10.Rowena Badcock, Tas



AUSTRALIAN JUNIOR MOUNTAIN CLIMB CHAMPIONSHIPS MOUNT BUFFALO, VICTORIA 17 - 18 APRIL 2010

U17 Men's Hill Climb	U17 Men's Hill Climb	U17 Women's Hill Climb	U15 Women's Hill Climb
1.Thomas Hamilton, Vic 1'49'32.45	1.Liam Hood, Vic 1'33'02.31	1.Georgia Baker, Tas 1'38'32.78	1.Hollee Simons, NSW 59'59.01
2.Alexander Morgan, Vic 1'52'49.31	2.Pierce Connor, Vic 1'33'20.53	2.A Nicholls, NSW 1'39'38.07	2.Courtney Field, Vic 1'00'34.13
3.Brendan Hill, Qld 1'54'50.88	3.Angus Lyons, Vic 1'33'26.71	3.Antonia Abbisogni, Vic 1'39'48.38	3.Emma Bilston, Vic 1'00'47.20
4.Jacob Restall, Qld 1'56'36.90	4.Lucas Hamilton, Vic 1'33'43.10	4.Jessica Mundy, SA 1'39'51.30	4.Emily Nicholls, NSW 1'01'09.21
5.Nathan Hinkley, Tas 1'56'46.21	5.Andrew Hinkley, Tas 1'34'04.72	5.S Fromentin, SA 1'42'51.16	5.Emma Brown, Vic 1'04'20.00
6.Nicholas Scultz, Qld 1'57'07.95	6.Bryce Holloway, Vic 1'34'56.60	6.Lauretta Hanson, Vic 1'44'36.70	6.Kate Brown, Vic 1'10'39.40
7.Oliver Martin, Tas 1'57'19.79	7.Harrison Bailey, NSW 1'36'04.20	7.Lucy Kirk, ACT 1'44'39.70	7.Nicole Clark, Vic 1'11'35.11
8.Christopher Aitken NSW 1'57'35.31	8.James Pane, Vic 1'36'35.01	8.E Wordie-Thompson Vic 1'49'39.92	
9.Zane Hunter, Vic 1'57'53.79	9.Tommarsh Loki, Vic 1'37'14.12	9.Briony Cole, Vic 1'51'28.20	
10.N Yallouris, NSW 1'58'04.42	10.Drew Morey, Vic 1'38'46.81	10.Victoria Snibson, Vic 1'53'10.55	

AUSTRALIAN MASTERS ROAD CHAMPIONSHIPS BALLARAT, VICTORIA 24 - 28 SEPTEMBER 2010

Men Category 1 Time Trial	Men Category 2 Time Trial	Men Category 3 Time Trial	Men Category 4 Time Trial
1.Shane Miller, Vic 23'40'96	1.Peter Milostic, NSW 23'59'05	1.Mark Fenner, NSW 23'04'24	1.John Cain, Vic 24'47'18
2.Daniel Brickell, NSW 24'02'09	2.Chris Millen, Qld 24'28'38	2.J Askey-Doran, Tas 24'11'23	2.Stephen Fairless, Vic 24'58'83
3.Ben Johnson, Vic 24'48'21	3.Damian Mason, NSW 24'32'16	3.Richard Woods, WA 24'30'74	3.Michael Clucas, Vic 25'55'06
4.Lucas Nicoll, Qld 24'58'51	4.Adam Simonelli, Qld 24'36'52	4.David Stevens, NSW 24'35'69	4.A Weightman, Vic 25'10'06
5.Damien Turner, Vic 24'59'39	5.T Dalglish, Qld 25'01'72	5.Andrew Patten, Qld 24'39'97	5.Richard Hay, WA 26'19'91
6.Adam Murchie, Vic 25'10'42	6.Andrew Grady, Qld 25'04'43	6.Peter Dennis, Vic 24'47'86	6.Phillip Deisel, WA 26'22'80
7.Simon Welsh, Vic 26'21'46	7.M Tolhurst, ACT 25'15'46	7.Martin Lama, Vic 25'09'81	7.F Buissink, WA 26'47'44
8.Craig Hibberd, NSW 27'05'50	8.Paul Mason, Vic 25'22'29	8.S Blackburn, ACT 25'19'00	8.Tony Simonelli, Qld 26'03'17
9.Wayne Gebert, Vic 27'10'01	9.T Fitzsimmons, Qld 25'23'61	9.Steven Young, Vic 25'19'17	9.Craig Taylor, Qld 26'57'17
10.Ben Harris, NSW 28'02'30	10.Tom Leaper, Vic 25'26'86	10.Stuart Vaughan, Vic 25'31'25	10.Phil Jarvie, Tas 27'09'63

Men Category 5 Time Trial	Men Category 6 Time Trial	Men Category 7 Time Trial	Men Category 8 Time Trial
1.William Gordin, Vic 25'12'17	1.Norbert Gerold, NSW 25'38'15	1.Garry Overend, NZL 25'09'71	1.Chass Matters, NSW 27'28'24
2.David Fairburn, Vic 25'29'60	2.Brad Daly, Vic 25'40'65	2.Nick Grainger, Vic 25'35'56	2.Tommy Gray, Vic 28'03'40
3.Nigel Cross, Tas 25'43'75	3.Elliott Waters, SA 25'43'48	3.Ross Hodgson, NSW 26'02'10	3.Doug Barrett, Vic 28'14'81
4.Gerard Donnelly, Vic 25'50'10	4.R McCorkell, Vic 26'03'58	4.D Bowen-Day, Vic 26'27'43	4.John Osbrough, Qld 29'19'05
5.Peter Quibell, Vic 26'00'85	5.John Vaughan, NSW 26'38'86	5.Malcolm Clasohm, SA 27'16'86	5.M Scott-Logan, NSW 29'45'34
6.Greg Sands, Qld 26'00'85	6.Roger Bird, NSW 26'40'12	6.J Horsburgh, NSW 27'46'44	6.Bruce Hawker, Vic 29'50'04
7.C Smith-Gander, WA 26'05'95	7.Roger Cull, NSW 26'45'26	7.M Phillipson, Vic 27'54'35	7.Hugh Gray, NSW 30'06'07
8.A Chandler, Vic 26'12'31	8.D Vanechop, NSW 26'57'02	8.Ron Jacobson, Vic 27'57'80	8.Jeffrey Culnane, ACT 30'10'15
9.Barry Mourad, NSW 26'22'37	9.Bryan Walsh, Vic 27'11'01	9.Gary Ferguson, NZL 27'58'24	9.Bernard Greal, Vic 31'23'23
10.Paul Mandl, NSW 26'33'21	10.Peter Flynn, Qld 27'32'16	10.Charlie Bennett, Qld 29'19'91	10.Daniel Ives, Vic 31'31'55

Men Category 9 Time Trial
1.W McConnell, Vic 27'36'70
2.Richard Spinks, NSW 29'13'00
3.Geoff Wilson, Qld 29'51'76
4.Evan Elliott, NSW 31'53'24
5.Rodney Wagner, NSW 32'05'52
6.Gary Ryan, NSW 33'04'07
7.Ron Neiwand, Vic 34'29'01
8.Malcolm Powell, Vic 35'24'04
9.Barry Robins, NSW 36'43'93



Women Category 1 Time Trial	Women Category 2 Time Trial	Women Category 3 Time Trial	Women Category 4 Time Trial
1. Rachel Ward, Vic 27'47'45	1. Susan Henry, NSW 28'35'93	1. Jane Robinson, Vic 28'42'51	1. Sue Abel, Qld 30'07'18

Women Category 5 Time Trial	Women Cat 6 Time Trial	Women Cat 7 Time Trial	Women Cat 8 Time Trial
1. S Frawley, SA 27'37'81	1. Lorraine Schutz, WA 30'11'29	1. Gaye Lynn, NSW 31'17'15	1. E Randall, Vic 32'37'89
2. Deborah Visentin, WA 29'32'57	2. Jennifer Sammons, WA 30'40'10	2. R Hastings, NSW 34'22'77	
3. Susan Tierney, NSW 31'30'35	3. Gayle McCann, NSW 32'18'16	3. Merodi Otto, Tas 34'49'66	
4. G Sutherland, Vic 33'18'29	4. Shirley Amy, Vic 33'01'15	4. L McGregor, NSW 46'16'36	
5. Marian Renshaw, NSW 34'13'49	5. Barbara Pheland, Vic 33'17'45		

Men Category 1 Road Race	Men Category 2 Road Race	Men Category 3 Road Race	Men Category 4 Road Race
1. Daniel Brickell, NSW 3'01'20	1. Peter Milostic, NSW 2'24'50	1. Danny Kah, Vic 2'26'02	1. Stephen Fairless, Vic 1'47'00
2. Benjamin Johnson, Vic	2. Nicholas Wood, SA	2. Brendan Rowbotham, Vic	2. Brett Youdan, Qld
3. Damien Turner, Vic	3. John Murazak, Qld	3. Sam Smith, WA	3. Stephen Griffiths, NSW
4. Jared Mills, NSW	4. James Brough, NSW	4. Wayne Thomson, Qld	4. Roy Clark, Vic
5. Craig Hibbard, NSW	5. Allan Sieper, ACT	5. Richard Woods, WA	5. Craig Taylor, Qld
6. Damien Kierl, Vic	6. Phillip Orr, Vic	6. Mark Fenner, NSW	6. Peter Barnett, Vic
7. Travis Lindhe, Vic	7. Heath Wade, ACT	7. Peter Dennis, Vic	7. Andrew McKellar, Vic
8. Simon Welsh, Vic	8. Paul Mason, Vic	8. David Evans, NSW	8. Shane Gill, SA
9. Matthew Marques, Vic	9. Matthew Lucas, NSW	9. Andrew Patten, Qld	9. Christopher Joustra, Vic
10. Wayne Hourigan, NSW	10. Adam Kliska, Vic	10. Scott Butler, NSW	10. Raymond Griffin, NSW

Men Category 5 Road Race	Men Category 6 Road Race	Men Category 7 Road Race	Men Category 8 Road Race
1. Anthony Chandler, Vic 1'50'02	1. Elliott Watters, SA 1'54'48	1. Ron Jacobson, Vic 1'59'08	1. Chass Matters, Qld 1'22'26
2. Gregory Stewart, Vic	2. Brad Daly, Vic	2. John Bryen, Qld	2. Hugh Gray, NSW
3. James Timmer-Arends, Vic	3. Richard McCorkell, Vic	3. Gary Ferguson, NZL	3. Tommy Gray, Vic
4. Steve Darracott, NSW	4. Daniel Vanechop, NSW	4. John Hampson, Qld	4. Malcolm Scott-Logan, NSW
5. Gerard Donnelly, Vic	5. Ian McGeoch, Vic	5. Malcolm Clasohm, SA	5. Malcolm Sales, NSW
6. Anthony Green, NSW	6. Roger Cull, NSW	6. Dennis Bowen-Day, Vic	6. David Wohlers, Vic
7. Mark Harris, ACT	7. Bryan Walsh, Vic	7. Brian Bonham, NSW	7. Daniel Ives, Vic
8. Raymond Jarratt, Vic	8. Norbert Gerold, NSW	8. Tony Sullivan, Vic	8. David South, NSW
	9. Brent Harris, NZL	9. Peter Bertelsem, Vic	9. Jim Swainston, Vic
	10. Peter Watts, Qld	10. Michael Phillipson, Vic	10. Raymond Appleby, Tas

Men Category 9 Road Race
1. Martin Peeters, Vic
2. Richard Spinks, NSW
3. Alban McGuinness, NSW

Women Category 1 Road Race	Women Category 2 Road Race	Women Category 3 Road Race	Women Category 4 Road Race
1. Narelle Hards, ACT 2'06'10	1. Jane Walker, Qld	1. D Chambers, Vic 2'15'49	1. Jane Youdan, Qld 2'06'32
2. Nadine O'Connor, NSW	2. Leigh-Anne Dynon, Vic	2. Michelle Crawford, NSW	2. Terry Moore, ACT
3. Rachel Ward, Vic	3. Susan Henry, NSW	3. Gail Pearson, NSW	3. Liz Leyden, WA
4. Emma Lyall, Vic	4. Sherilyn Gray, NZL	4. Melissa McKinlay, SA	4. Sue Johnston, WA
	5. Melissa Kierl, Vic	5. Yoni Cross, NSW	5. Jane Hill, Vic
	6. Heidi Croxson, Qld	6. Gail Oliver, Vic	6. Donna Meejan, NSW
	7. Karen Webb, NSW	7. Helen Lawson, Vic	7. Sue Abel, Qld
	8. Sonia Throssell, Vic	8. Melanie Reiter, Qld	8. Catherine McInerney, Vic
	9. Carly Williams, SA	9. Alison Raaymakers, Vic	9. Janine Pearson, Tas
		10. Shary Braithwaite, Qld	



AUSTRALIAN MASTERS ROAD CHAMPIONSHIPS BALLARAT, VICTORIA CONT...

Women Category 5 Road Race

- 1.Heather Hamling, Vic 2'05'15
- 2.Stephanie Frawley, Vic
- 3.Deborah Visentin, WA
- 4.Susan Tierney, NSW
- 5.Kim Saunderson, NSW
- 6.Jennifer White, Vic

Women Category 6 Road Race

- 1.Shirley Amy, Vic 1'30'49
- 2.Gayle McCann, NSW
- 3.Desrae Cameron, Qld
- 4.Barbara Phelan, Vic

Women Category 7 Road Race

- 1.Gaye Lynn, NSW 1'30'05
- 2.Christine van Hoppe, NZL
- 3.Merodi Otto, Tas

Men Category 1 Criterium

- 1.Craig Hibbard, NSW
- 2.Damien Keirl, Vic
- 3.Lucas Nicoll, Qld
- 4.Felix Pirie, ACT
- 5.Simon Welsh, Vic
- 6.Jade Frankel, Vic
- 7.Jared Mills, NSW
- 8.Wayne Hourigan, NSW

Men Category 2 Criterium

- 1.Nicholas Wood, SA
- 2.Paul Mason, Vic
- 3.Michael Tolhurst, ACT
- 4.John Murazak, Qld
- 5.Peter Milostic, NSW
- 6.Darren Smith, NSW
- 7.Allan Sieper, ACT
- 8.Matthew Carmellotti, NSW
- 9.James Brough, NSW
- 10.Mario Pegan, NSW

Men Category 3 Criterium

- 1.David Stevens, NSW
- 2.David Evans, NSW
- 3.Dean Heathcote, Vic
- 4.Mark Fenner, NSW
- 5.Sam Smith, WA
- 6.Trevor Gordon, Qld
- 7.Neil Skipper, ACT
- 8.David Holt, Vic
- 9.Mitchell Stock, NSW
- 10.Peter Dennis, Vic

Men Category 4 Criterium

- 1.Stephen Fairless, Vic
- 2.Shane Gill, SA
- 3.Roy Clark, Vic
- 4.Adam Smith, Vic
- 5.Brett Youdan, Qld
- 6.Samuel Allen, SA
- 7.Phillip Deisel, WA
- 8.Paul Meehan, NSW
- 9.Tony Mirabella, Vic
- 10.Chris Halley, Vic

Men Category 5 Criterium

- 1.William Gordon, Vic
- 2.Craig Smith-Gander, WA
- 3.Gerard Donnelly, Vic
- 4.Raymond Jarratt, Vic
- 5.Anthony Green, NSW
- 6.Steve Darracott, NSW
- 7.Greg Sands, Qld
- 8.Gary Groves, NZL
- 9.Ken Payne, Vic
- 10.Shane Dove, Vic

Men Category 6 Criterium

- 1.John Burt, Vic
- 2.Gordon Patrick, Vic
- 3.Ian Lovell, NSW
- 4.Roger Cull, NSW
- 5.Peter Watts, Qld
- 6.Brent Harris, NZL
- 7.Norbert Gerold, NSW
- 8.Peter Flynn, Qld
- 9.Roger Bird, NSW
- 10.Kevin Feely, Vic

Men Category 7 Criterium

- 1.Dennis Bowen-Day, Vic
- 2.Malcolm Clasohm, SA
- 3.Christian Requin, Vic
- 4.Christopher Salisbury, Vic
- 5.Charlie Bennett, Qld
- 6.Brian Bonham, NSW
- 7.Alan Miller, NSW
- 8.Ross Hayter, NSW
- 9.Robert Driver, Qld
- 10.Tony Sullivan, Vic

Men Category 8 Criterium

- 1.Hugh Gray, NSW
- 2.Tommy Gray, Vic
- 3.Jim Swainston, Vic
- 4.David South, NSW
- 5.Bernard Greal, Vic
- 6.Alex Hood, NSW
- 7.Ken Bone, Vic
- 8.Daniel Ives, Vic
- 9.Michael Sales, NSW
- 10.Chass Matters, NSW

Women Category 1 Criterium

- 1.Tanya Saad, ACT
- 2.Emily Walshe, ACT
- 3.Jessica Ho, ACT

Women Category 2 Criterium

- 1.Patricia Palmer, Qld
- 2.Susan Henry, NSW
- 3.Heidi Croxon, Qld
- 4.Melinda Bernecker, Vic
- 5.Wendy Habermann, Qld
- 6.Karen Webb, NSW
- 7.Jane Walker, Qld
- 8.Kellie Hards, SA
- 9.Sherilyn Gray, NZL
10. Sonia Throssell, Vic

Women Category 3 Criterium

- 1.Felicity Totty, Qld
- 2.Gail Pearson, NSW
- 3.Deborah Chambers, Vic
- 4.Yoni Cross, NSW
- 5.Michelle Crawford, NSW
- 6.Christine Twomey, NSW
- 7.Melanie Reiter, Qld
- 8.Sonya Keay, Qld
- 9.Alison Raaymakers, Vic
- 10.Karen Krabb, NSW

Women Category 4 Criterium

- 1.Jane Youdan, Qld
- 2.Donna Meehan, NSW
- 3.Terry Moore, ACT
- 4.Joanna Somerville, NSW
- 5.Jane Hill, Vic
- 6.Liz Leyden, WA
- 7.Sue Johnston, WA
- 8.Sue Abel, Qld
- 9.Patricia Rooke, ACT
- 10.Lynette Collins, SA

Women Category 5 Criterium

- 1.Stephanie Frawley, SA
- 2.Susan Tierney, NSW
- 3.Marian Renshaw, NSW
- 4.Kim Saunderson, NSW
- 5.Genevieve Sutherland, Vic

Women Category 6 Criterium

- 1.Shirley Amy, Vic
- 2.Gayle McCann, NSW

Women Category 7 Criterium

- 1.Gaye Lynn, NSW
- 2.Rosemary Hastings, NSW
- 3.Lynne McGregor, NSW

Women Category 8 Criterium

- 1.Elizabeth Randall, Vic



AUSTRALIAN TRACK CHAMPIONSHIPS ADELAIDE, SA 2 - 7 FEBRUARY 2010



Sprint

Men	Women	U19 Men	U19 Women
1. Daniel Ellis, ACT	1. Kaarle McCulloch, NSW	1. Maddison Hammond, Vic	1. Holly Williams, WA
2. Scott Sunderland, WA	2. Cassandra Kell, NSW	2. Matthew Glaetzer, SA	2. Adele Sylvester, Vic
3. Alex Bird, ACT	3. Annette Edmondson, SA	3. Jamie Green, NSW	3. Cassandra Flugge, WA
4. Jason Niblett, Vic	4. Ting Ying Huang, TPE	4. Luke Zaccaria, WA	4. Catherine Culvenor, ACT
5. Andrew Taylor, NSW	5. Apryl Eppinger, Vic	5. Nathan Corrigan-Martella, Vic	5. Madison Law, NSW
6. Paul Fellows, NSW	6. Stephanie Morton, SA	6. Jonathan Bathe, WA	6. Rebecca Stevenson, Qld
7. Michael Robinson, Qld	7. Caitlin Todd, ACT	7. Zac Deller, Qld	7. Rikki Belder, SA
8. Peter Lewis, NSW	8. Jessica Laws, Vic	8. Timothy McMillan, NSW	

Time Trial

Men	Women	U19 Men	U19 Women
1. Joel Leonard, Vic 1'02.900	1. Kaarle McCulloch, NSW 34.208	1. Maddison Hammond, Vic 1'04.015	1. Holly Williams, WA 36.646
2. James Glasspool, SA 1'03.488	2. Annette Edmondson SA 36.070	2. Matthew Glaetzer, SA 1'04.893	2. Adele Sylvester, Vic 37.100
3. Scott Law, NSW 1'04.246	3. Ting Ying Huang, TPE 36.607	3. Dale Parker, SA 1'05.116	3. Catherine Culvenor, ACT 37.428
4. Jack Bobridge, SA 1'04.478	4. Apryl Eppinger, Vic 36.685	4. N Corrigan-Martella, Vic 1'05.243	4. Isabella King, WA 37.682
5. Rohan Dennis, SA 1'05.033	5. Jessica Laws, Vic 36.844	5. Edward Bissaker, ACT 1'05.393	5. Madison Law, NSW 38.157
6. James Langedyk, Vic 1'05.623	6. Laura McCaughey, Tas 37.069	6. Zac Deller, Qld 1'05.499	6. Rikki Belder, SA 38.268
7. Micheal Freiberg, WA 1'06.427	7. Josephine Tomic, WA 37.520	7. Aaron Cooper, Vic 1'05.944	7. Cassandra Flugge, WA 38.419
8. Peter Loft, Tas 1'06.987	8. Sarah Kent, WA 37.745	8. Luke Ockerby, Tas 1'06.023	8. Rebecca Stevenson, Qld 38.447
9. Luke Durbridge, WA 1'07.623	9. Caitlin Todd, ACT 37.980	9. Jaron Gardiner, Vic 1'06.151	9. Amy Cure, Tas 38.985
10. Matthew Benson, SA 1'10.007	10. Sophie Ootes, SA 38.048	10. Jackson Law, NSW 1'06.585	10. Harriet Kossmann, Tas 39.988

Keirin

Men	Women	U19 Men	U19 Women
1. Scott Sunderland, WA 10.697	1. Kaarle McCulloch, NSW 12.326	1. Maddison Hammond, Vic 11.077	1. Holly Williams, WA 12.509
2. Daniel Ellis, ACT	2. Annette Edmondson, SA	2. Matthew Glaetzer, SA	2. Cassandra Flugge, WA
3. Andrew Taylor, NSW	3. Ting Ying Huang, TPE	3. Aaron Cooper, Vic	3. Adele Sylvester, Vic
4. Joel Leonard, Vic	4. Caitlin Todd, ACT	4. Thomas Regan, NSW	4. Monica Kelly, Vic
5. Alex Bird, ACT		5. Jaron Gardiner, Vic	5. Samantha Wood, WA
6. Jason Niblett, Vic		6. Tatham White, Qld	6. Shannon McCurley, Vic



AUSTRALIAN TRACK CHAMPIONSHIPS ADELAIDE, SA CONT...



Individual Pursuit

Men	Women	U19 Men	U19 Women
1.Jack Bobridge, SA 4'16.313	1.Sarah Kent, WA 3'36.981	1.Dale Parker, SA 3'15.760	1.Amy Cure, Tas 2'25.661
2.Rohan Dennis, SA 4'20.557	2.A Ankudinoff, NSW 3'38.033	2.Jackson Law, NSW caught 3 to go	2.Michaela Anderson, WA 2'25.675
3.Travis Meyer, WA 4'22.845	3.Josephine Tomic, WA 3'40.451	3.M Lovelock-Fay, ACT 3'22.231	3.Isabella King, WA 2'26.073
4.Michael Hepburn, Qld 4'25.329	4.Tess Downing, Vic 3'43.868	4.Edward Bissaker, ACT 3'28.528	4.Jessica Allen, WA 2'30.021
5.Michael Freiberg, WA 4'22.863	5.Alexis Rhodes, SA 3'42.820	5.Jordan Kerby, Qld 3'21.883	5.Letitia Custance, SA 2'32.328
6.Cameron Meyer, WA 4'24.379	6.Amber Halliday, SA 3'44.083	6.Brent Nelson, Vic 3'23.143	6.Sinead Noonan, SA 2'34.010
7.Luke Durbridge, WA 4'26.200	7.Helen Kelly, Vic 3'44.418	7.Alex Edmondson, SA 3'24.160	7.Natalie East, Qld 2'34.319
8.Leigh Howard, Vic 4'27.988	8.Rachel Neylan, SA 3'44.418	8.Mitchell Benson, WA 3'24.179	8.Shannon McCurley, Vic 2'35.184
9.Peter Loft, Tas 4'28.969	9.Melissa Hoskins, WA 3'47.622	9.Damien Howson, SA 3'24.182	9.Kirsty Mills, NSW 2'38.257
10.Richard Lang, NSW 4'31.044	10.Miranda Laidlaw, Vic 3'51.411	10.Oliver le Grice, Vic 3'24.304	10.Briannon Moloney, NSW 2'45.322

Scratch Race

Men	Women	U19 Men	U19 Women
1.Scott Law, NSW 17'39	1.Belinda Goss, Tas 12'53	1.Luke Ockerby, Tas 11'40	1.Isabella King, WA 9'49
2.Michael Freiberg, WA	2.Megan Dunn, NSW	2.Jackson Law, NSW	2.Amy Cure, Tas
3.Peter Loft, Tas	3.Ashlee Ankudinoff, NSW	3.Mitchell Benson, WA	3.Michela Anderson, WA
4.Jack Bobridge, SA	4.Josephine Tomic, WA	4.Tyler Spurrell, Vic	4.Harriet Kossmann, Tas
5.James Langedyk, Vic	5.Elizabeth Georgouras, SA	5.Damien Howson, SA	5.Jessica Allen, WA
6.Richard Lang, NSW	6.Melissa Hoskins, WA	6.Edward Bissaker, ACT	6.Shannon McCurley, Vic
7.Luke Durbridge, WA	7.Laura McCaughey, Tas	7.Mitchell Lovelock-Fay, ACT	7.Briannon Moloney, NSW
	8.Sarah Cure, Tas	8.Julian Bissett, WA	8.Natalie East, Qld
	9.Laine Hammond, Vic	9.Shaun O'Callaghan, Vic	9.Monica Kelly, Vic
	10.Nicole Whitburn, Vic	10.Bradley Robson, WA	10.Sinead Noonan, SA



Points Race

Men	Women	U19 Men	U19 Women
1.Jack Bobridge, SA	1.Belinda Goss, Tas	1.Jordan Kerby, Qld	1.Amy Cure, Tas
2.Luke Durbridge, WA	2.Josephine Tomic, WA	2.Alexander Edmondson, SA	2.Isabella King, WA
3.Mitchell Mulhern, Qld	3.Megan Dunn, NSW	3.Dale Parker, SA	3.Letitia Custance, SA
4.Michael Hepburn, Qld	4.Alexis Rhodes, SA	4.Julian Bissett, WA	4.Jessica Allen, WA
5.James Langedyk, Vic	5.Tess Downing, Vic	5.Mitchell Benson, WA	5.Shannon McCurley, Vic
6.Sean Finning, Vic	6.Emma Lawson, Tas	6.Jackson Law, NSW	6.Natalie East, Qld
7.Peter Loft, Tas	7.Ashlee Ankudinoff, NSW	7.Mitchell Lovelock-Fay, ACT	7.Monica Kelly, Vic
8.Michael Freiberg, WA	8.Elizabeth Georgouras, NSW	8.Brent Nelson, Vic	8.Sinead Noonan, SA
9.Benjamin Harvey, NSW	9.Sarah Kent, WA	9.Edward Bissaker, ACT	9.Briannon Moloney, NSW
10.Silas Fisher, Vic	10.Melissa Hoskins, WA	10.Tyler Spurrell, Vic	10.Emma Sprouster, NSW

Omnium

Men	Women	U19 Men	U19 Men
1.Michael Hepburn, Qld	1.Ashlee Ankudinoff, NSW	1.Dale Parker, SA	1.Isabella King, WA
2.Jack Bobridge, SA	2.Josephine Tomic, WA	2.Maddison Hammond, Vic	2.Amy Cure, Tas
3.Scott Law, NSW	3.Sarah Kent, WA	3.Brent Nelson, Vic	3.Adele Sylvester, Vic
4.Luke Durbridge, WA	4.Elizabeth Georgouras, NSW	4.Alexander Edmondson, SA	4.Sinead Noonan, SA
5.Po Hung Wu, TPE	5.Tess Downing, Vic	5.Mitchell Lovelock-Fay, ACT	5.Natalie East, Qld
6.Michael Freiberg, WA	6.Helen Kelly, Vic	6.Tatham White, Qld	6.Letitia Custance, SA
7.James Langedyk, Vic	7.Rebecca Werner, SA	7.Nicholas Graham-Dawson, WA	7.Jessica Allen, WA
8.Richard Lang, NSW	8.Sarah Cure, Tas		8.Monica Kelly, Vic
9.Mitchell Mulhern, Qld			9.Briannon Moloney, NSW
10.Silas Fisher, Vic			

Team Sprint

Men	Women	U19 Men	Madison
1.ACT 46.215	1.NSW 35.675	1.Victoria 46.850	1.Cameron Meyer / Glenn O'Shea
(Alex Bird, Daniel Ellis, Gary Ryan)	(Madison Law, Kaarle McCulloch)	(N Corrigan-Martella, Maddison Hammond, Luke Parker)	2.Sean Finning / James Langedyk
2.NSW 46.456	2.South Australia 36.066	2.SA 47.600	3.Aaron Gate / Myron Simpson
(Paul Fellows, Peter Lewis, Andrew Taylor)	(Annette Edmondson, Stephanie Morton)	(Matthew Glaetzer, Patrick Norton Edward Coad)	4.Michael Freiberg / Travis Meyer
3.South Australia	3.Western Australia 35.823	3.Western Australia 48.593	5.Shane Archbold / Tom Scully
(James Glasspool, Mark Glowacki, David Miller)	(Holly Williams, Melissa Hoskins)	(Zac Deller, David Edwards, Tatham White)	6.Graeme Brown / Jack Bobridge
			7.Alex Carver / Luke Durbridge
			8.Scott Law / Richard Lang
			9.Dale Parker / Rohan Dennis
			10.Adiq Othman / Mark O'Brien

Teams Pursuit

Men	Women	U19 Men
1.South Australia 4'00.417	1.Western Australia 3'26.857	1.Victoria
(Dale Parker, Jack Bobridge, Rohan Dennis, James Glasspool)	(Sarah Kent, Josephine Tomic, Melissa Hoskins)	(Harry Crothers-Bade, Oliver le Grice Brent Nelson, Shaun O'Callaghan)
2.Western Australia 4'03.370	2.Tasmania caught at 2 laps to go	2.South Australia 4'18.714
(Luke Durbridge, Cameron Meyer, Michael Freiberg, Travis Meyer)	(Amy Cure, Belinda Goss, Emma Lawson)	(Alex Edmondson, Damien Howson, Scott McPhee, George Tansley)
3.NSW	3.Victoria 3'32.258	3.Western Australia 4'21.839
(Alex Carver, Benjamin Harvey, Richard Lang, Scott Law)	(Tess Downing, Helen Kelly, Miranda Laidlaw)	(Mitchell Banson, Julian Bissett, N Graham-Dawson, Bradley Robson)
4.Victoria caught at 1.5 laps to go	4.Western Australia 3'32.933	
(Harry Crothers-Bade, Oliver le Grice Brent Nelson, Shaun O'Callaghan)	(Jessica Allen, Isabella King, Michaela Anderson)	



AUSTRALIAN TRACK CHAMPIONSHIPS ADELAIDE, SA CONT...



C5 Men Time Trial

1. Michael Gallagher, Vic 1'12.229

C5 M19 Time Trial

1. Cameron Pel, NSW 1'16.279

C4 Men Time Trial

1. Ryan Hughes, Tas 1'16.090

C3 Men Time Trial

1. Andrew Panazzolo, SA 1'21.858

C2 Men Time Trial

1. Gregory Ball, Qld 1'24.745

2. Andrew Falconer, NSW 1'28.442

3. Cameron Muir, Vic 1'32.914

C5 Women Time Trial

1. Claire McLean, WA 45.037

C4 Women Time Trial

1. Susan Powell, ACT 40.015

C3 Women Time Trial

1. Morgan Shaw, WA 52.702

2. Lydia Tabe, Qld 54.942

C1 Women Time Trial

1. Jayme Paris, NSW 48.242

C5 Men Individual Pursuit

1. Michael Gallagher, Vic 4'51.661

C5 M19 Individual Pursuit

1. Cameron Pel, NSW 4'01.333

C4 Men Individual Pursuit

1. Ryan Hughes, Tas 5'12.447

C2 Men Individual Pursuit

1. Cameron Muir, Vic 4'38.581

2. Jarrad Langmead, NSW 4'53.270

C5 Women Individual Pursuit

1. Claire McLean, WA 4'11.719

C3 Women Individual Pursuit

1. Morgan Shaw, WA 5'17.541

C1 Women Individual Pursuit

1. Jayme Paris, NSW 5'01.764

Men's Tandem Pursuit

1. Lindores/Finning 4'33.956

2. Johnston/Meisel-Dennis 5'09.548

Men's Tandem Time Trial

1. Lindores/Finning 1'06.632

2. Johnston/Meisel-Dennis 1'13.379

Women's Tandem Pursuit

1. O'Connor/Knowler, ACT 3'51.999

Women's Tandem Time Trial

1. Johnson/Morton, SA 1'14.689

2. O'Connor/Knowler, ACT 1'15.531

AUSTRALIAN JUNIOR TRACK CHAMPIONSHIPS MELBOURNE, VICTORIA 18 - 20 MARCH 2010

Sprint

U17 Men

1. Jesse Kerrison, Qld

2. Michael Docker, NSW

3. Caleb Ewan, NSW

4. Jacob Schmid, Vic

5. Brae Mapson, Vic

6. Peter Lewis, NSW

7. Emerson Harwood, Vic

8. Brendan Hill, Qld

U17 Women

1. Imogen Jelbart, Vic

2. Caitlin Ward, Vic

3. Monica Bonasera, WA

4. Taylah Jennings, Qld

5. Allee Proud, WA

6. Rachel van Zetten, SA

7. Georgia Baker, TAS

8. Elissa Wundersitz, WA

U15 Men

1. Travis Smedley, NSW

2. Max Housden, NSW

3. Braeden Dean, Vic

4. Jeone Park, SA

5. Jack Hickey, Vic

6. Liam Hood, Vic

7. Callum Scotson, SA

8. Michael Rice, ACT

U15 Women

1. Courtney Field, Vic

2. Macey Stewart, Tas

3. Lauren Perry, Tas

4. Lara Batkin, NSW

5. Emily Apolito, Vic

6. Zsuzsanna Antal, WA

7. Bridget Mullany, NSW

8. Josie Talbot, NSW



500m Time Trial			
U17 Men	U17 Women	U15 Men	U15 Women
1.Jesse Kerrison, Qld 33.788	1.Imogen Jelbart, Vic 37.197	1.Travis Smedley, NSW 35.847	1.Macey Stewart, Tas 39.139
2.Jacob Schmid, Vic 34.632	2.Taylah Jennings, Qld 37.504	2.Max Housden, NSW 36.096	2.Emily Apolito, Vic 39.850
3.Caleb Ewan, NSW 34.786	3.Caitlin Ward, Vic 37.533	3.Braeden Dean, Vic 36.673	3.Lauren Perry, Tas 40.230
4.Clayton Williams, WA 35.244	4.Monica Bonasera, WA 38.027	4.Daniel Fitter, Qld 36.913	4.Bridget Mullany, NSW 40.517
5.Peter Lewis, NSW 35.571	5.Rachel van Zetten, SA 38.216	5.Jack Hickey, Vic 37.172	5.Courtney Field, Vic 40.672
6.Michael Docker, NSW 35.709	6.Allee Proud, WA 38.359	6.Bradley Heffernan, NSW 37.203	6.Lara Batkin, NSW 40.810
7.Brae Mapson, Vic 35.766	7.Elissa Wundersitz, WA 38.739	7.Michael Rice, ACT 37.426	7.Josie Talbot, NSW 41.124
8.Emerson Harwood, Vic 35.841	8.Rebecca Dunn, NSW 38.744	8.Matthew Ross, Qld 37.509	8.Kate Boyd, Vic 41.414
9.Brendon Meney, WA 35.885	9.Emily Roper, Qld 39.069	9.Liam Hood, Vic 37.543	9.Zsuzsanna Antal, WA 41.563
10.Jeremy Scott, NSW 35.900	10.Georgia Baker, TAS 39.110	10.Jeone Park, SA 38.025	10.Kiara Dundas, Qld 41.778

Individual Pursuit			
U17 Men	U17 Women	U15 Men	U15 Women
1.Jack Cummings, Vic 2'21.496	1.Emily Roper, Qld 2'38.138	1.Jack Hickey, Vic 2'33.212	1.Lauren Perry, Tas 2'43.918
2.Alexander Morgan, Vic 2'22.494	2.Allison Rice, ACT 2'39.689	2.Mathew Ross, Qld 2'33.639	2.Macey Stewart, Tas 2'44.243
3.Evan Hull, Vic 2'22.279	3.Elissa Wundersitz, WA 2'42.685	3.Reece Tucknott, WA 2'33.190	3.Molly Booker, WA 2'48.250
4.Miles Scotson, SA 2'25.075	4.Jessica Mundy, SA 2'44.248	4.Daniel Fitter, Qld 2'36.929	4.Zsuzsanna Antal, WA 2'52.421
5.Thomas Hamilton, Vic 2'24.719	5.Georgia Baker, Tas 2'45.352	5.Harrison Carter, NSW 2'35.481	5.Bridget Mullany, NSW 2'50.838
6.Caleb Ewan, NSW 2'25.344	6.Lucy Kirk, ACT 2'45.385	6.Brendan Cole, NSW 2'36.079	6.Josie Talbot, NSW 2'51.514
7.Nicholas Schultz, Qld 2'25.396	7.Samantha Fromentin, SA 2'46.881	7.Michael Rice, ACT 2'38.009	7.Courtney Field, Vic 2'52.845
8.Brendan Hill, Qld 2'25.476	8.Kayla Salopek, NSW 2'47.584	8.Liam Hood, Vic 2'38.016	8.Emma Bilston, Vic 2'54.882
9.Robert-Jon McCarthy, SA 2'26.510	9.Laura Triggs, NSW 2'47.838	9.Jai Hindley, WA 2'38.083	9.Rowena Badcock, Tas 2'55.319
10.Trent Derecourt, WA 2'27.293	10.Hayley Jones, Qld 2'48.653	10.Callum Scotson, SA 2'38.471	10.Kate Boyd, Vic 2'56.443

Scratch Race			
U17 Men	U17 Women	U15 Men	U15 Women
1.Evan Hull, Vic 9'36	1.Monica Bonasera, WA 7'03	1.Braeden Dean, Vic 7'24	1.Macey Stewart, Tas 7'31
2.Jack Cummings, Vic	2.Antonia Abbisogni, Vic	2.Travis Smedley, NSW	2.Lauren Perry, Tas
3.Caleb Ewan, NSW	3.Rebecca Dunn, NSW	3.Michael Rice, ACT	3.Zsuzsanna Antal, WA
4.Robert-Jon McCarthy, SA	4.Jessica Mundy, SA	3.Daniel Fitter, Qld	4.Emma Bilston, Vic
5.Jesse Kerrison, Qld	5.Kayla Salopek, NSW	5.Samuel Welsford, WA	5.Bridget Mullany, NSW
6.Brendan Hill, Qld	6.Taylah Jennings, Qld	6.Matthew Ross, Qld	6.Kiara Dundas, Qld
7.Trent Derecourt, WA	7.Georgia Baker, Tas	7.Liam Hood, Vic	7.Amy Cundy, Qld
8.Scott Carver, NSW	8.Allee Proud, WA	8.Jai Sutton, SA	8.Emma Apolony, NSW
9.Brendon Meney, WA	9.Emily Butcher, Tas	9.Jai Hindley, WA	9.Molly Booker, WA
10.Taylah McClennan, Tas	10.Hayley Jones, Qld	10.Callum Scotson, SA	10.Bonnie Grant, SA

U17 Men 3000m Teams Pursuit	U17 Men Team Sprint	U17 Women's Team Sprint
1.Victoria 3'20.439 (Jack Cummings, Thomas Hamilton, Evan Hull, Alexander Morgan)	1.Victoria 49.354 (Jack Cummings, Evan Hull, Jacob Schmid)	1.Victoria 36.679 (Imogen Jelbart, Caitlin Ward)
2.NSW caught (Joshua Blick, Scott Carver, Caleb Ewan, Jeremy Scott)	2.NSW 50.470 (Michael Docker, Caleb Ewan, Peter Lewis)	2.Western Australia 36.971 (Allee Proud, Monica Bonasera)
3.Queensland 3'28.402 (Brendan Hill, Daniel Lowe, Nicholas Schultz, Jordan Toyne)	3.Queensland 50.491 (Brendan Hill, Jesse Kerrison, Jordan Toyne)	3.Queensland 37.370 (Taylah Jennings, Alexandra O'Dea)
4.South Australia 3'30.960 (Samuel Croft, Tim Fulton, Miles Scotson, Robert-Jon McCarthy)	4.Victoria 50.703 (Thomas Hamilton, Emerson Harwood, Brae Mapson)	4.Tasmania 37.549 (Georgia Baker, Emily Butcher)



AUSTRALIAN MASTERS TRACK CHAMPIONSHIPS MELBOURNE, VICTORIA 15 - 18 APRIL 2010

Men Masters 1 Time Trial	Men Masters 2 Time Trial	Men Masters 3 Time Trial	Men Masters 4 Time Trial
1.Shane Miller, Vic 1'07.166	1.Carl Cubitt, Vic 1'06.614	1.Chris Murray, NSW 50.778	1.Geoff Stoker, NSW 51.081
2.Brett Rollinson, Vic 1'09.830	2.Lou Pascuzzi, Vic 1'08.005	2.Stuart Vaughan, Vic 51.016	2.Graeme Allbon, ACT 52.815
3.Riccardo Rosadoni, SA 1'11.112	3.Gavin White, NSW 1'08.031	3.Bill Laing, ACT 52.000	3.Peter Barnard, NSW 52.922
4.Brett Holmes, SA 1'13.758	4.Andrew Gerber, Qld 1'08.594	4.Daniel Rickard, ACT 52.956	4.Nicholas Chadderton, Vic 53.135
5.Wayne Gebert, Vic 1'13.848	5.Chris Ray, Vic 1'09.979	5.Alex Laplanche, NZL 52.962	5.Michael Popplewell, NSW 53.482
6.Ian McGinley, Vic 1'14.221	6.Brent McKenzie, Vic 1'10.566	6.Alan Townsend, NSW 53.716	6.Roy Martin, Tas 53.538
7.Martin Tobin, Vic 1'16.240	7.Steve Martin, Vic 1'11.677	7.Aaron Christiansen, Vic 53.944	7.Gary Aisbitt, ACT 55.375
8.Craig Kouimani, SA 1'25.882	8.Nosh Mistry, NSW 1'13.386	8.George Lowe, NSW 54.020	8.Allan Bontjer, ACT 1'00.819
		9.Jerome Villegas, ACT 55.406	
		10.Neil Leifels, NSW 55.632	

Men Masters 5 Time Trial	Men Masters 6 Time Trial	Men Masters 7 Time Trial	Men Masters 8 Time Trial
1.Gary Mandy, NSW 35.043	1.David Willmott, NSW 35.261	1.John Dixon, WA 38.017	1.Hugh Gray, NSW 39.828
2.Ian Atkin, NSW 36.276	2.John Zivanovic, SA 37.367	2.Jim Veal, ACT 38.511	2.Daniel Ives, Vic 42.077
3.Gerard O'Connell, Qld 36.741	3.Theo Theol, NSW 37.431	3.Leon Sims, Vic 38.701	
4.David Fairburn, Vic 37.257	4.Peter Gumbley, Qld 37.445	4.Dennis Bowen-Day, Vic 39.717	
5.John Quilligan, Vic 37.432	5.David Peacock, SA 38.788	5.Malcolm Clasohm, SA 39.837	Men Masters 9 Time Trial
6.Anton Wurzer, ACT 37.926	6.Michael Lawson, NSW 38.821	6.Peter Wykes, Vic 40.336	1.Martin Peeters, Vic 40.300
7.Michael Eastwood, Tas 37.991	7.Terry Fraser, Qld 38.841	7.Trevor Rollinson, Vic 40.380	2.Rodney Wagner, NSW 42.696
8.Mark Harris, ACT 38.390	8.Alex Verdi, NSW 39.173		3.Bill Neville, NSW 44.798
9.Lewis Marshall, Qld 38.430	9.James Gray, NSW 39.236		4.Matti Vainikka, Vic 46.959
10.Russell Johnstone, SA 39.236	9.Ramon Cardosi, Vic 39.236		

Women Masters 1-2 Time Trial	Women Masters 3 Time Trial	Women Masters 4 Time Trial	Women Masters 5 Time Trial
1.Jessica Laws, Vic 37.489	1.Michell Crawford, NSW 38.740	1.Julie Barnett, Qld 39.532	1.Lise Benjamin, NSW 40.693
2.Peta Stewart, NSW 38.067	2.Megan Marsh, Vic 39.133	2.Helen Griffiths, Qld 40.470	2.Marian Renshaw, NSW 41.912
3.Lee Johns, NSW 39.675	3.Kerran Oates, SA 40.068	3.Donna Meehan, NSW 40.778	3.Marita Box, Vic 43.103
4.Sue McCarthy, Vic 40.410	4.Kerry Knowler, ACT 40.259	4.Wendy Martin, Vic 42.637	
5.Catherine McInnes, NSW 40.464	5.Jane Robinson, Vic 41.714	5.Terry Moore, ACT 43.114	
6.Claire Campbell, Vic 42.776	6.Lawrence Maskill, Vic 41.969		
	7.Fleur Spriggs, Vic 42.125		

Women Masters 6 Time Trial	Women Masters 7 Time Trial	Women Masters 8 Time Trial
1.Shirley Amy, Vic 44.129	1.Rosemary Hastings, NSW 45.100	1.Elizabeth Randall, Vic 44.930
2.Gai Morgan, NSW 48.759		

Men Masters 1 Sprint	Men Masters 2 Sprint	Men Masters 3 Sprint	Men Masters 4 Sprint
1.Darren Rodgers, Vic	1.Gavin White, NSW	1.Stuart Vaughan, Vic	1.Geoff Stoker, NSW
2.Damian Harris, Vic	2.Brandon Kidner, NSW	2.Bill Laing, ACT	2.Peter Barnard, NSW
3.Riccardo Rosadoni, SA	3.Lou Pascuzzi, Vic	3.Chris Murray, NSW	3.Roy Martin, Tas
4.Wayne Gebert, Vic		4.Daniel Rickard, ACT	4.Michael Popplewell, NSW
		5.Alex Laplanche, NZL	
		6.Alan Townsend, NSW	



Men Masters 5 Sprint	Men Masters 6 Sprint	Men Masters 7 Sprint	Men Masters 8 Sprint
1.Gary Mandy, NSW	1.David Willmott, NSW	1.John Dixon, WA	1.Hugh Gray, NSW
2.Gerard O'Connell, Qld	2.Peter Gumbley, Qld	2.Jim Veal, ACT	2.Daniel Ives, Vic
3.Ian Atkin, NSW	3.Terry Fraser, Qld	3.Malcolm Clasohm, SA	
4.John Quilligan, Vic	4.Theo Theol, NSW	4.Leon Sims, Vic	
5.Michael Eastwood, Tas	5.Ramon Cardosi, Vic		
6.Graham Tierney, NSW			
Men Masters 9 Sprint	Women Masters 1-2 Sprint	Women Masters 3 Sprint	Women Masters 4-7 Sprint
1.Martin Peeters, Vic	1.Peta Stewart, NSW	1.Michelle Crawford, NSW	1.Julie Barnett, Qld
2.Rodney Wagner, NSW	2.Catherine McInnes, NSW	2.Megan Marsh, Vic	2.Lise Benjamin, NSW
3.Ron Grant, Qld		3.Kerran Oates, SA	3.Marian Renshaw, NSW
4.Bill Neville, NSW		4.Fleur Spriggs, Vic	4.Marita Box, Vic
Men Masters 1 Indiv Pursuit	Men Masters 2 Indiv Pursuit	Men Masters 3 Indiv Pursuit	Men Masters 4 Indiv Pursuit
1.Shane Miller, Vic 3'30.625	1.Andrew Gerber, Qld 3'33.642	1.Steven Young, Vic 3'33.398	1.Graeme Allbon, NSW 3'34.219
2.Brett Rollinson, Vic caught	2.Timothy Bateman, NSW 3'35.560	2.Stuart Vaughan, Vic 3'33.957	2.Nicholas Chadderton, Vic 3'41.522
3.Ian McGinley, Vic 3'51.473	3.Tom Leaper, Vic 3'33.861	3.David Stevens, NSW 3'39.321	3.Walter Dapcich, Vic 3'49.155
4.Riccardo Rosadoni, SA 3'52.439	4.Robert Reid, Qld 3'39.325	4.Scott Robinson, Qld 3'40.853	4.Peter Barnard, NSW 3'54.150
5.Martin Tobin, Vic 4'00.674	5.Andrew Shannon, Vic 3'36.803	5.Martin Taube, Vic 3'36.811	5.Roy Martin, Tas 3'52.181
	6.Harry Fricke, Vic 3'38.755	6.George Lowe, NSW 3'41.343	6.Phil Jarvie, Tas 3'53.551
	7.Paul Oyston, NSW 3'44.080	7.Martin Lama, Vic 3'41.708	7.Geoffrey Baxter, NSW 3'58.588
	8.Steve Martin, Vic 3'46.109	8.Aaron Christiansen, Vic 3'43.653	8.Anthony Grech, Vic 4'00.985
	9.Nosh Mistry, NSW 3'50.089	9.Daniel Hennessy, NSW 3'45.558	9.Steven Jones, ACT 4'08.289
	10.Jamie Goddard, Vic 3'50.179	10.Stewart Denmead, Vic 3'57.294	10.Allan Bontjer, ACT 4'10.398
Men Masters 5 Indiv Pursuit	Men Masters 6 Indiv Pursuit	Men Masters 7 Indiv Pursuit	Men Masters 8 Indiv Pursuit
1.David Fairburn, Vic 2'26.220	1.David Gomer, SA 2'28.273	1.Dennis Bowen-Day, Vic 2'27.151	1.Hugh Gray, NSW 2'39.631
2.Mark Harris, ACT 2'31.280	2.Peter Gumbley, Qld 2'29.658	2.Ross Hodgson, NSW 2'34.329	2.John Crouchley, NSW 2'43.087
3.Mark Arnold, NSW 2'27.330	3.Malcolm Hayes, Vic 2'29.622	3.Jim Veal, ACT 2'38.090	3.Daniel Ives, Vic 2'56.090
4.Kim Thomas, SA 2'29.856	4.Michael Lawson, NSW 2'32.250	4.Trevor Rollinson, Vic 2'38.877	
5.Simon Lusk, Qld 2'29.794	5.John Zivanovic, SA 2'33.377	5.Malcolm Clasohm, SA 2'40.389	
6.Lewis Marshall, Qld 2'30.133	6.Ian McGeoch, Vic 2'34.706		
7.Michael Eastwood, Tas 2'32.457	7.Mark Oakley-Browne, Tas 2'35.196		
8.Russell Johnstone, SA 2'34.130	8.Alex Verdi, NSW 2'36.862		
9.Anton Wurzer, ACT 2'34.138	9.Ramon Cardosi, Vic 2'37.422		
10.Michael Burke, Vic 2'40.144	10.Donald Huyser, Qld 2'38.962		
Men Masters 9 Indiv Pursuit	Women Masters 1 Indiv Pursuit	Women Masters 2 Indiv Pursuit	Women Masters 3 Indiv Pursuit
1.Martin Peeters, Vic 2'34.439	1.Claire Campbell, Vic 2'53.418	1.Sue McCarthy, Vic 2'40.153	1.Michelle Crawford, NSW 2'28.727
2.Rodney Wagner, NSW caught		2.Catherine McInnes, NSW 2'46.465	2.Megan Marsh, Vic 2'32.210
3.Bill Neville, NSW 3'16.864			3.Kerry Knowler, ACT 2'37.041
			4.Jane Robinson, Vic 2'40.799
			5.Kerran Oates, SA 2'47.295
Women Masters 4 Indiv Pursuit	Women Masters 5 Indiv Pursuit	Women Masters 6 Indiv Pursuit	Women Masters 7 Indiv Pursuit
1.Helen Griffiths, Qld 2'37.261	1.Stephanie Frawley, Vic 2'47.100	1.Shirley Amy, Vic 2'50.792	1.Rosemary Hastings, NSW 2'57.517
2.Donna Meehan, NSW 2'44.220	2.Lise Benjamin, NSW 2'47.742	2.Gai Monahan, NSW 3'21.319	
3.Wendy Martin, Vic 2'46.246	3.Marian Renshaw, NSW 2'58.174		
4.Terry Moore, ACT 2'51.348			



AUSTRALIAN MASTERS TRACK CHAMPIONSHIPS MELBOURNE, VICTORIA CONT...

Men Masters 1 Scratch Race	Men Masters 2 Points Race	Men Masters 3 Points Race	Men Masters 4 Points Race
1. Brett Rollinson, Vic	1. Timothy Bateman, NSW	1. David Stevens, NSW	1. Graeme Allbon, ACT
2. Damian Harris, Vic	2. Tom Leaper, Vic	2. Stuart Vaughan, Vic	2. Geoffrey Baxter, NSW
3. Wayne Gebert, Vic	3. James Kelly, SA	3. Aaron Christiansen, Vic	3. Peter Barnard, NSW
4. Riccardo Rosadoni, SA	4. Steve Martin, Vic	4. Daniel Hennessy, NSW	4. Michael Thomas, Vic
5. Martin Tobin, Vic	5. Robert Reid, Qld	5. Steven Young, Vic	5. Chris Halley, Vic
6. Brett Holmes, SA	6. Andrew Shannon, Vic	6. Martin Lama, Vic	6. Allan Bontjer, ACT
	7. Cameron Woolcock, Vic	7. Scott Robinson, Qld	7. Walter Dapcich, Vic
	8. Nosh Mistry, NSW	8. George Lowe, NSW	8. Steven Jones, ACT
	9. Richard McArdle, NSW	9. Michael O'Donoghue, Qld	9. Anthony Grech, Vic
		10. Gregory Brunt, Vic	10. Carl Harris, Vic

Men Masters 5 Points Race	Men Masters 6 Points Race	Men Masters 7 Scratch Race	Men Masters 8 Scratch Race
1. Kim Thomas, SA	1. David Gomer, SA	1. Dennis Bowen-Day, Vic	1. John Crouchley, NSW
2. David Fairburn, Vic	2. Peter Gumbley, Qld	2. Malcolm Clashom, SA	2. Hugh Gray, NSW
3. Arch Davis, Qld	3. Ramon Cardosi, Vic	3. Jim Veal, ACT	3. David Wohlers, Vic
4. Russell Johnstone, SA	4. John Zivanovic, SA	4. John Dixon, WA	4. Patrick Dougherty, Vic
5. Michael Burke, Vic	5. Donald Huyser, Qld	5. Leon Sims, Vic	5. Daniel Ives, Vic
6. Anton Wurzer, ACT	6. Ian McGeoch, Vic	6. Trevor Rollinson, Vic	
	7. Michael Lawson, NSW	7. Peter Wykes, Vic	Men Masters 9 Scratch Race
	8. Brian Walsh, WA		1. Martin Peeters, Vic
	9. Mark Oakley-Browne, Tas		2. Rodney Wagner, NSW
	10. Robert de Bernardi, Vic		

Women Masters 2 Scratch Race	Women Masters 3 Scratch Race	Women Masters 4 Scratch Race	Women Masters 5 Scratch Race
1. Catherine McInnes, NSW	1. Michelle Crawford, NSW8	1. Julie Barnett, Qld	1. Lise Benjamin, NSW
2. Thomay Michaltsis, Vic	2. Kerry Knowler, ACT	2. Donna Meehan, NSW	2. Martian Renshaw, NSW
3. Sue McCarthy, Vic	3. Lawrence Maskill, Vic	3. Wendy Martin, Vic	

Women Masters 6 Scratch Race	Women Masters 7 Scratch Race	Women Masters 8 Scratch Race
1. Shirley Amy, Vic	1. Rosemary Hastings, NSW	1. Elizabeth Randall, Vic
2. Gai Monahan, NSW		

Men's Team Sprint	Women's Team Sprint
1. Stoker/Willmott/White 48.842	1. L Johns / M Crawford 38.001
2. Mandy/Popplewell/Murray 50.737	2. K Knowler / F Spriggs 39.739
3. Atkin/Barnard/Townsend 51.119	3. D Meehan / L Benjamin 40.218
4. Sims/Vaughan/Ray 51.721	4. L Maskill / W Martin 40.858



AUSTRALIAN BMX CHAMPIONSHIPS SHEPPARTON, VICTORIA 5 - 9 MAY 2010

Elite Men	Elite Women	U19 Men	U19 Women
1.Alex Cameron, NSW 36.807	1.Cherie Simpson, Qld 42.510	1.Matthew Dunsworth, Vic 37.323	1.Kristen Dellar, WA 41.655
2.Anthony Dean, SA 37.397	2.Jaclyn Wilson-Thompson, Vic 43.270	2.Benjamin Hidalgo, NSW 38.040	2.Melinda McLeod, Qld 41.974
3.Brian Kirkham, SA 37.591	3.Catherine Hopkins, WA 43.628	3.Kyle Horton, Vic 38.461	3.Lacey Oliver, Qld 42.000
4.Michael Fenwick, SA 38.230	4.Erin Anderson, Vic 52.321	4.Chris Radosavljevic, WA 38.496	4.Leanna Curtis, NSW 42.966
5.Michael Chasteauneuf, Vic 39.382		5.Alexander Ulyate, Qld 39.331	5.Pru Harvey, SA 46.760
6.Billy Jolliffe, NSW 39.512		6.Adam Sanderson, NSW 41.392	6.Molly Nichols-Pavy, SA 76.638
7.Luke Madill, NSW 42.073		7.Ryan Henderson, Act 43.738	7.Gemma Sloane, Qld DNF
8.Jonathan Hoare, Vic 81.628		8.Darryn Goodwin, WA DNF	8.Jasmin Bensley, Qld DNF

AUSTRALIAN MOUNTAIN BIKE CHAMPIONSHIPS ADELAIDE, SA 14 - 17 JANUARY 2010

XC Elite Men	XC U23 Men	XC U19 Men	XC U17 Men
1.Dan McConnell, Vic 1'58'39.9	1.P van der Ploeg, Vic 2'01'28.6	1.Ryan Standish, NT 1'23'09.3	1.Anton Cooper 1'03'02.5
2.Lachlan Norris, Vic 2'00'14.7	2.Cal Britten, Vic 2'04'45.7	2.Mitchell Codner, NSW 1'24'37.0	2.Billy Sewell, NSW 1'05'23.9
3.P van der Ploeg, Vic 2'01'28.6	3.Travis Frisby, SA 2'07'16.6	3.Cameron Ivory, NSW 1'26'04.6	3.Christopher Aitken, NSW 1'06'06.7
4.Joshua Carlson, NSW 2'01'40.9	4.Merlin Spranz, SA 2'11'57.5	4.Kyle Ward, NSW 1'26'19.4	4.Nick Ellis, NSW 1'07'00.8
5.Sid Taberlay, Tas 2'02'42.6	5.Brenton Jones, Vic 2'14'09.2	5.Micheal Baker, ACT 1'27'01.7	5.Jeremy Scott, NSW 1'07'36.2
6.Aiden Lefmann, Qld 2'03'12.9	6.Glenn Stewart, Qld 2'15'32.9	6.Rowan Brown, WA 1'29'03.0	6.Ben Bradley, Tas 1'07'55.1
7.Jason English, NSW 2'03'15.1	7.David Johnston, NT 2'15'57.7	7.Daniel McDonald, NSW 1'29'26.6	7.Luke Ellison, NT 1'12'28.5
8.Dylan Cooper, ACT 2'03'16.2	8.Mark Tupalski, ACT 1 lap down	8.Mathew Waghorn 1'29'42.0	8.Jacob Langham, Tas 1'12'49.8
9.Shaun Lewis, ACT 2'03'34.4		9.Ryan Macannally, Qld 1'30'11.3	9.Tristan Ward 1'14'02.2
10.Andrew Blair, NSW 2'03'37.1		10.Alexander Meyland, Vic 1'30'52.3	10.P McKellar-Stewart 1'14'08.7

XC U15 Men	XC Veteran Men	XC Masters Men	XC Super Masters Men
1.Reece Tucknott, WA 48'07.4	1.James Downing, ACT 1'26'41.3	1.Justin Wornes, Vic 1'04'58.8	1.Craig Peacock, Vic 1'09'28.6
2.Simon Harrington, Vic 48'38.1	2.Stuart Keep 1'27'14.8	2.Robert Eva, Vic 1'05'18.4	2.Kevin Jones, Qld 1'09'54.3
3.Hamish Prosser, ACT 49'02.6	3.Craig Felix, SA 1'28'38.2	3.Darren O'Grady, SA 1'08'37.3	3.Garry Lewis, Vic 1'12'05.2
4.Nicholas Costello, Qld 50'42.2	4.Simon Bowen, Qld 1'31'58.0	4.Peter Kreilis, NSW 1'09'00.2	4.John Allison, SA 1'13'56.5
5.Jayden Ward, NSW 52'25.9	5.Phil Orr, Vic 1'33'13.9	5.Anthony Natoli, Vic 1'11'24.2	5.Mark Codner, NSW 1'15'02.4
6.Jack Jude, Qld 54'44.6	6.David Ferroni, Vic 1'34'20.5	6.William Murphy, NT 1'13'41.3	6.Roy Hickman, Qld 1'15'03.1
7.Cameron Scott, NSW 55'28.8	7.Daniel Ham, SA 1'35'28.1	7.Les Heap, Qld 1'14'00.0	7.Roger Cull, NSW 1'16'48.4
8.Trent Ellison, NT 56'48.5	8.Troy Bailey, Vic 1'40'03.2	8.Adrian Cooper, Tas 1'14'33.0	8.Clyde Tucker, SA 1'17'44.4
9.Lachlan McDonald, NSW 57'34.9	9.Kain Gardner, SA 1'40'40.4	9.Mark McInnes, NSW 1'16'15.5	9.Richard Knowles, Qld 1'17'46.7
10.Jack Hogan, SA 1'01'22.3		10.Richard Gabb, SA 1'19'06.2	10.Errol Schmidt, Vic 1'19'27.8

XC Elite Women	XC U23 Women	XC U17 Women	XC U15 Women
1.Rowena Fry, Tas 1'30'26.7	1.Rebecca Henderson ACT 1'36'13.5	1.Katrina Rose, NSW 57'47.3	1.Zoe Binder, NSW 30'51.2
2.Heather Logie, ACT 1'31'29.7	2.Sarah Holmes, SA 1'38'33.4	2.Karuna Henderson, ACT 1'00'44.0	2.Elizabeth Baker, Vic 35'33.5
3.Jenni King, Vic 1'35'26.5	3.Therese Rhodes, SA 1'39'43.1	3.Maya Sidhu, Qld 1'03'17.0	3.Jamie Binder, NSW 36'34.3
4.Joanna Wall, Vic 1'35'42.4	4.Tiffany Cromwell, SA 1'49'23.3	4.Ella Scanlan-Bloor, NSW 1'07'57.3	4.Veronica Thomson 38'41.9
5.Rebecca Henderson ACT 1'36'13.5			5.Ellie Wale, Vic 39'36.4
6.Jodie Willett, Qld 1'37'00.2	XC U19 Women		6.Loren Vanetie, NT 40'08.4
7.Katherine O'Shea, Vic 1'37'39.3	1.Amy Austin, NSW 1'33'18.6		7.Kirsten Harvey, Vic 59'41.4
8.Sarah Holmes, SA 1'38'33.4			
9.Therese Rhodes, SA 1'39'43.1			
10.Kelly Bartlett, Vic 1'42'35.8			



AUSTRALIAN MOUNTAIN BIKE CHAMPIONSHIPS ADELAIDE, SA CONT...

XC Veteran Women	XC Masters Women	XC Super Masters Women
1.Philippa Rostan 1'24'11.5	1.Sharon Heap, Qld 54'36.9	1.Sandy Magennis, Qld 57'27.2
2.Jo Williams, Vic 1'24'58.4	2.Jenny Tucknott, WA 1'06'21.2	2.Carolyn Jackson, Vic 1'03'22.8
3.Aurelia Strozik, SA 1'38'35.5	3.Susan Bray, SA 1'08'12.3	3.Peggy Douglass, ACT 1'06'34.1
	4.Lyndal Groom, NSW 1'14'30.1	4.Sharon Tucker, SA 1'07'13.1
		5.Stephanie Frawley, Vic 1'13'55.0
		6.Kay Haarsma, SA 1'21'08.4

DH Elite Men	DH U19 Men	DH U17 Men	DH U15 Men
1.Chris Kovarik 1'56.03	1.Troy Brosnan 1'59.31	1.Connor Fearon 1'58.12	1.Max Warshawsky 2'20.66
2.Shaun O'Connor 1'57.52	2.Daniel Lavis 2'00.18	2.Thomas Crimmins 2'01.95	2.Joel Willis 2'21.01
3.Jushua Button 1'57.58	3.Aden Wyber 2'01.14	3.David McMillan 2'04.66	3.Andrew Crimmins 2'21.99
4.Kaine Cannan 1'58.50	4.Jake Newell 2'01.60	4.Peter Knott 2'09.17	4.Levi Carter 2'23.58
5.Sam Hill 1'59.25	5.Brandon Yrttiaho 2'03.33	5.James Carter 2'09.38	5.Jack McCosker 2'26.15
6.Amiel Cavalier 1'59.66	6=Marcus Fairbanks 2'04.38	6.Sam Fraser 2'10.25	6.Jackson Davis 2'27.00
7.Rhys Willemse 1'59.82	6=Mitchell Bryant 2'04.38	7.Lachlan McLaren 2'10.82	7.Robin Bishop 2'29.51
8.Mitchell Delfs 2'00.07	8.James Green 2'04.56	8.Dean Lucas 2'10.88	8.David Maggs 2'30.89
9.Rhys Atkinson 2'00.40	9.Drew Stipanicev 2'04.96	9.Henry Blake 2'12.33	9.Matthew McCorkell 2'32.60
10.William Rischbieth 2'00.51	10.Ben Power 2'04.97	10.Liam Towers 2'14.76	10.Matthew Taylor 2'35.76

DH Elite Women	DH U19 Women	DH U15 Women	DH Veteran Men
1.Claire Buchar 2'18.46	1.Emily Hockey 2'35.47	1.Tegan Molloy 2'52.24	1.Chris Dimbill 2'08.03
2.Leigh Douglas 2'26.71	2.Holly Baarspul 2'37.72	2.Elizabeth Baker 6'23.38	2.Stewart Keep 2'10.18
3.Claire Whiteman 2'31.89	3.Christie Batt 2'50.47		3.Darren Kriby 2'12.25
4.Leonie Picton 2'32.55		DH Veteran Women	4.Craig Horsefield 2'15.12
5.Emma Lewis 2'36.34	DH U17 Women	1.Shelley Kamevaar 2'43.75	5.Darren Hobby 2'19.52
6.Julia Boer 2'37.94	1.Alice Minahan 2'30.25		6.Jade Philippe 2'21.55
7.Joanne Fox 2'40.31	2.Danielle Beecroft 2'41.71	DH Masters Women	7.Nick King 2'24.79
8.Shannon Chugg 2'41.11	3.Katelyn Humphris 23'10.79	1.Jillian Brady 4'23.14	8.Dave Grupe 2'25.19
9.Shelly Flood 2'43.95			9.Michael Dopson 2'31.76
			10.Raymond Ross 2'33.41

DH Masters Men	4X Open Men	4X U17 Men	4X Open Women
1.Randal Huntington 2'11.55	1.Luke Madill	1.Connor Fearon	1.Caroline Buchanan
2.Kym Boxall 2'20.27	2.Randal Huntington	2.Cameron Ryan	2.Sasha Huntington
3.Adam Wood 2'26.32	3.Graeme Mudd	3.Luke Ellison	3.Emily Hockey
4.David Badman 2'29.07	4.David Habicht	4.Max Hughes	4.Charise Atkinson
5.Christopher Sumner 2'29.33	5.Leigh Darrell		
6.Steven Bullard 2'29.88	6.Thomas Hubert	4X U15 Men	4X U17 Women
	7.Michael Fenwick	1.Timothy Kmetyk	1.Maya Sidhu
DH Super Masters Men	8.Hayden Lester	2.Jackson Davis	2.Loren Vanetie
1.Geoff Lovie 2'42.71		3.Simon Harrington	3.Ellie Wale
2.David Miers 2'50.66		4.George Hickman	4.Danielle Beecroft



AUSTRALIAN MOUNTAIN BIKE MARATHON CHAMPIONSHIPS AVOCA, VICTORIA 18 APRIL 2010

Elite Men

1. Ben Mather 4'40'58
2. Peter Hatton
3. Craig Gordon
4. Jason English

Elite Women

1. Heather Logie 5'53'41
2. Jodie Willett
3. Jenny Fay
4. Tory Thomas

2010 NATIONAL ROAD SERIES

Men

1. Patrick Shaw, Vic
2. Cameron Peterson, NSW
3. Ben Dyball, NSW
4. Nathan Earle, Tas
5. Luke Durbridge, WA
6. Will Clarke, Tas
7. Rohan Dennis, SA
8. Alastair Loutit, ACT
9. Steele von Hoff, Vic
10. Adam Phelan, ACT

Women

1. Joanne Hogan, Vic
2. Zoe Watters, Qld
3. Loren Rowney, Qld
4. Simone Grounds, Qld
5. Myra Moller, Vic
6. Alexandra Carle, ACT
7. Laura Luxford, Qld
8. Sinead Noonan, SA
9. Jenny Macpherson, Vic
10. Lisa Jacobs, Vic

National Road Team Series

1. Genesys Wealth Advisors
2. Drapac Porsche
3. Team Budget Forklifts
4. Plan B Racing
5. Shortis.com.au
6. Virgin Blue – RBS Morgans
7. McDonagh Blake – Witness
8. Bike Bug
9. Team Jayco Skins
10. Search2retain - Myteam

U19 Men

1. Jay McCarthy, Qld
2. Dale Parker, SA
3. Calvin Watson, Vic
4. Damien Howson, SA
5. Samuel Spokes, NSW
6. David Edwards, Qld
7. Ethan Kimmince, NSW
8. Jordan Kerby, Qld
9. Mitchell Lovelock-Fay, ACT
10. Conor Trott, NSW

U19 Women

1. Amy Cure, Tas
2. Sinead Noonan, SA
3. Jessica Allen, WA
4. Maddison Vit, Qld
5. Stephanie Hansen, Vic
6. Shanice Nitis, Qld
7. Letitia Custance, SA
8. Isabella King, WA
9. Kelly Rose, SA
10. Michaela Anderson, WA

