



2015

A R  
N E  
N P  
U O  
A R  
L T

BMX  
AUSTRALIA



# OFFICE BEARERS

2015

## BOARD OF DIRECTORS

President  
Vice President  
Finance Director  
Events Director  
National Coaching Director  
National Officiating Director

Barry Knight  
Andrew Mellish  
Katrina Harnwell  
Cameron Murray  
Anita Wells  
Andrew Mellish

## ADMINISTRATION STAFF

Executive Assistant  
Events Coordinator  
Membership Coordinator  
National Development Coordinator  
Technical Coordinator  
Media Manager  
BMXA Consultant

Beth Withers  
James Natapong  
Daniel Spence  
Lauren Ross  
Lyndon Downing  
Dave Lyall/Edward Simpson  
Adriana Cecere

## HIGH PERFORMANCE

High Performance Coach  
Assistant High Performance Coach  
Development Academy Coach  
Development Academy Coach

Wade Bootes  
Paul Sales  
Luke Madill  
Sharon Willoughby

## NATIONAL SELECTORS

Abe Schneider  
John Leary

## TECHNICAL COMMITTEE

Paul Connors (Chair)  
Lyndon Downing  
Neil Cameron  
Kevin Braybon

## LIFE MEMBERS

Graham Arnold  
Ross Fisher  
Annie Haddon  
Julie Hays  
Carey Jennings  
Luke Madill  
Abe Schneider  
Ray Stanley  
Cheryl Vince\*  
Alan Youdell

# CONTENTS

|  |    |
|--|----|
| <b>ASC Message</b>   | 1  |
| <b>Executive Summary</b>                                       |    |
| President's Report - Barry Knight                              | 2  |
| Vice President's Report - Andrew Mellish                       | 4  |
| Finance Director's Report - Katrina Harnwell                   | 5  |
| Events Director's Report - Stephen Dinmore                     | 6  |
| National Coaching Director's Report - Anita Wells              | 8  |
| Acting National Officiating Director's Report - Andrew Mellish | 13 |
| Excutive Consultant Report- Adriana Cecere                     | 14 |
| <b>Status Report</b>   | 15 |
| <b>High Performance</b>  |    |
| High Performance Unit Coach Report - Wade Bootes               | 19 |
| Development Academy Report - Sharon Willoughby                 | 20 |
| <b>State Reports</b>   |    |
| ACT - Sam  | 30 |
| NSW - Neil Cameron   | 31 |
| NT   | 33 |
| QLD - Lance Watkin   | 35 |
| SA - Brent Barrett   | 40 |
| TAS - Matt Ellis   | 43 |
| VIC - Cameron Murray   | 44 |
| WA - Matt Butterworth  | 46 |
| <b>Media Reports</b>   |    |
| Sport Communication Australia - David Lyall                    | 49 |
| <b>Event Results</b>   | 51 |
| 2015 BMXA National Series - Overall Results                    |    |
| 2015 Subaru BMX National Championships                         |    |
| 2015 UCI BMX World Championships                               |    |
| 2015 UCI Supercross World Cup                                  |    |
| <b>Financial Reports</b>                                       |    |
| BMX Australia Inc.   | 63 |
| BMX Events Australia Pty Ltd                                   | 84 |





Australian Government  
Australian Sports Commission

2  
0  
1  
5

**Message from the Australian Sports Commission  
(ASC—funded, non—*Winning Edge* sports)**

The past year has seen considerable success and progress for Australian sport, as the Australian Sports Commission (ASC) and national sporting organisations (NSOs) continue to build on our nation's proud sporting tradition.

The Government's 2014–15 investment of nearly \$120 million into Australian sport continues to be refined to ensure funding is aligned to sports with the greatest potential to contribute to *Australia's Winning Edge 2012–2022* targets, and drive greater participation outcomes for sport.

The sporting landscape has changed rapidly in recent years, as have the options for people's scarce leisure time. More than ever before, sport faces tough competition for our attention from electronic media and other sedentary pursuits.

In March the Commission launched *Play.Sport.Australia*. — our plan to help NSOs build participation in sport and make sure all Australians enjoy its benefits. Sports have the opportunity to attract more than 4.5 million Australians into their communities. It's important that we work together to ensure that more Australians, particularly young Australians, participate in sport more often and that we have strong sporting organisations that deliver the products and opportunities Australians want.

Other highlights in 2014–15 included:

- **The transition to Sporting Schools and the development of its website** — the main portal for sporting organisations, schools, coaches and parents to access this \$100 million program which aims to reach more than 850,000 children.
- **The development of the AusPlay survey** — The ASC has committed to introducing a new national survey to better understand how Australians engage with, and play, sport. Good decisions require good data and this initiative by the ASC is critical.

And through *Australia's Winning Edge* we will continue to give our athletes the best chances at international success.

So now, more than ever, we have a clear plan to make sure all Australians enjoy sport and maximise our chances of success. On behalf of the ASC I thank you for your hard work in helping us achieve these goals and I look forward to working with you in to the future.



**John Wylie AM**  
Chair  
Australian Sports Commission



Sam Willoughby (Olympian)







Level 2, 280 Coward Street  
Mascot NSW 2020  
PO Box 6310  
Alexandria NSW 2015

T: +61 2 9339 5800  
F: +61 2 9339 5888  
E: [info@bmxaustralia.com.au](mailto:info@bmxaustralia.com.au)  
W: [bmxaustralia.com.au](http://bmxaustralia.com.au)  
ABN: 91 905 251 034

## President's Report 2015 AGM

It gives me a tremendous amount of pleasure to provide to you my President's Report for the year ending June 2015.

BMX Australia continues to reach and exceed the goals set by the BMX Australia board. Our office and management structure has undergone some changes over the past twelve months along with this BMX Australia has changed from a Incorporated Association to a Company Limited by Guarantee coming into line with the governance principals of the Australian Sports Commission.

I thank The Australian Sports Commission for their continued support of BMX racing and BMX Freestyle. The support received from the Australian Sports Commission is significant and greatly underpins our capacity to grow and develop.

The 2015 Subaru National Championships held in Queensland at the Chandler complex was again another outstanding success. I wish to extend the BMX Australia's Board's gratitude to BMX Queensland, Stadiums Queensland and along with the management and staff of the Chandler complex for their support in delivering such a tremendous event.

At the recent 2015 UCI world Championships held in Belgium BMX Australia was represented by a team of 155 competitors who delivered many world plates. A lot of this success must be contributed to the underpinning programs running at National and state levels. This clearly shows the athlete pathways which are currently in place are working.

BMX Australia's strategic plan for the sport 2015/2018 has now been adopted and rolled out at the mid-year conference. Still a major part of the vision and the strategic plan heading towards 2020 is set around the HPP being transitioned back in-line with the sport by 2018. This can only be achieved with the right FTEM pathway thus underpinning the HP program and also giving the right support to the current pathways for our athletes towards 2020. BMX Australia currently invests significantly to the development of the HPP through its event framework, the BMX Australia Development Academy, coaches and officials which significantly contributes to the desired high performance outcomes such as World Championships and Olympic medals.

To all the volunteers working throughout the sport at all levels, I thank-you for your efforts without you our athletes and the sport of BMX would be disadvantaged greatly.

As BMX Australia continues to tread its own path with the introduction of the inaugural awards night held this year with AIS and Olympic representatives attending along with the Prime Ministers video address set the scene for the recognition of our athletes and volunteers. This event was live streamed and there was extensive news threads supplied to "free to air" channels and this inaugural event was hailed a great success.



It's still my belief the sport of BMX in Australia is in a strong position with the right management in these areas and will reach its goal's heading towards 2020.

Yours in the Sport of BMX  
Barry Knight  
President of BMX Australia



BMX what a great sport we have.

It can take you around Australian and the world if you want it to or you can just stay at the local tracks and just have fun. Numbers are still growing.

Over the years I have watched this sport grow and grow and most say it has been a pleasure to be part of it.

First a big thanks to anyone who has worked as an official this year from Clubs, States and National events as without you all, we would not be running these events. A big thank you to you all.

Also a great big thank you to the people who went to the world championships this year and put their hands up to work, what a great effort by you all, from helping riders get over crashes, fixing bikes and wheels, getting news about what's going on with riders out to their parents back home, to Barry Knight going to the hospital a number of times with every injured rider, I do not know of any other President from any other country in the world that does this.

The 2015 BMX year has been a bit of an up, down and roundabouts this year from a great National series we had to run a Nationals at an event that was made much smaller because of the construction of the new Velodrome, to the weather on the Thursday evening and Friday afternoon, to the great efforts by all officials, BMX Queensland and BMXA to keep the event going, to the great efforts by riders and Managers at the World Championships and the efforts of riders and coaches at the supercross events this year.

Put in the middle of this the white anting of the BMXA board by staff members and a motion of no confidence from a member state with no support of their claim made for a crazy year.

People need to remember that a number of years ago our sport was in real trouble with BMXA in the Black with the ASC watching every move we made. Look at us now, wow.

People also need to remember BMXA is a PTY LTD company not a mates club and we are here to make our sport more professional and financial. Staff will leave, get the sack if they do not perform or white ant BMXA that's life.

We all need to remember we are here for the sport of BMX, the riders and the BMX family.

Cycling Australia are still trying hard to gain control of our support and I believe if we let them in the door you will lose the independence and control of the sport to an organisation that only cares about BMX membership numbers and the dollars we have in the bank, not the sport of BMX.

Let's hope we can move forward to a bigger and better 2016, Olympic year.

Yours in BMX,

Vice President

Andy Mellish

## Finance Director Report

I was delighted to take up the position of Finance Director on the Board of BMX Australia in April 2015. I look forward to working with the Board and the wider BMX Community to help achieve the vision and strategy for BMX going forward. I hope to be able to add value to the organisation in the future by utilising my current skills.

### BMX Events

My first introduction to BMX was the 2015 Subaru National BMX Championships which was a very impressive event despite the cyclonic conditions. A big congratulations to all involved in this event whether competing or organising. This event along with the scheduled BMX events held during the financial year helped achieve an increase in revenue and an increase in the financial strength of the organisation.

### BMX Australia

BMX Australia 2015 result has delivered a solid result. This is as a result of the continued hard work of all involved in BMX Australia. Our financial position from both a balance sheet and profit and loss perspective has improved compared to previous financial years. This increased financial stability will help the organisation to focus on its strategy and allows flexibility in its plans. It is also imperative with increased compliance and regulatory focus on our financial position. This will allow increased investment in the areas which are the future of BMX.



Katrina Harnwell  
BMXA Finance Director





## 2015 SUBARU NATIONALS

Brisbane was the host city for this year's Nationals. It was held at the Sleemans Centre starting from the 28th April - 3rd May.

Entries this year exceeded the 3,000 plus mark demonstrating the continual growth within the sport.

Having the assistants from the Sleemans Centre staff and B.M.X.Q was an extremely added value to the success of this year's event.

Once again the added value of Epicentre TV live streaming for 4 days displayed the popularity of this event by going to 43 countries worldwide.

## 2015 Live Stream Numbers

### Subaru BMX National Championships

**166420**

Total Reach

**43**

Total Countries

**45111**

Total Replays



- 92 780

**TOP 5**

Countries



USA - 21 232



NZ - 11 050



France - 7031



Japan - 6230

## 2015 WORLDS IN BELGIUM

Once again we headed to Europe with 137 Challenge Class riders and 22 Elite and Junior Elite riders.

The success this year in receiving plates is indicative of the programs being run in all states preparing our riders for the international stage. The total number of plates received this year 35, include a total of seven 1W plates.

With these numbers of riders the team managers and academy staff experienced a challenging experience guiding these riders through their daily success.

## 2016 NATIONAL SERIES

With the National series just around the corner, plans are underway to make this series exciting with the Olympic years upon us.

Nerang BMX Club, QLD, will again be host of the series opener taking place on the 1st and 2nd of January 2016. The Nerang round has become an international hallmark event which will see a multitude of international riders travel down under to race against Australia's best and take advantage of the glorious summer weather.

Rounds 3 & 4 will head far north to the Cairns BMX Club, QLD, which has seen some of the most intense races in the country. Held across 23rd and 24th of January, riders will be tested in the hot and humid conditions of Cairns and can expect fierce competition in order to come away with any UCI points.

Rounds 5 & 6 will take place at the Shepparton BMX Club, VIC, across the 6th and 7th of February. Having hosted rounds at last two National Series, Shepparton has become a cornerstone for the development of BMX in Victoria and will be on a high after hosting the 2015 Victorian State Titles.

The final round of the series will be held in early March at a brand new multi-million dollar BMX track in Bathurst, NSW. The track will feature only the second ever permanent 8 meter start hill in the country and allows riders the opportunity to be a part of the first significant event to be held at the world class venue.

2016

### NATIONALS

Construction is well underway for the new 8 and 5 metre track being built at Bathurst. The country is thrilled about holding the Nationals at this wonderful part of New South Wales.





## NATIONAL COACHING DIRECTOR REPORT

### OVERVIEW

The past 12 months has seen the National Development Academy continue to consolidate its structure, to cultivate talented pre high performance athletes and partner with the AIS personal excellence program.

The annual National Coaching Conference was delivered this year in the format of an interactive workshop engaging state coaching directors and state coaches and explored the workings of the BMXA FTEM pathway at a State level.

Coaching education has been an active area with increases in coaching numbers across most states and the No Card No Coach initiative grow awareness of the need for accredited coaching, and a flow on of coaching courses and identified need for more presenter/assessors.

The first NCAS BMX Level 2 course in 5 years was delivered successfully, and states have begun to focus on converting invalid coaching numbers into valid resources.

BMX Australia have also been working closely with the AIS and ASC to assess and prepare itself to complete the whole of sport in line with AIS mandatory governance principles by realigning the High Performance program back under BMXA and in partnership with the AIS, engaged the services of an independent consultant to conduct a situational review in preparation of our inaugural high performance submission.

### KEY DELIVERABLES

#### Academy

The BMXA National Development Academy forms an integral part of the BMXA athlete and coaching pathways, supporting states by offering transitional phases for athletes into the Academy and underpinning the BMXA High Performance Program.

BMXA has adopted the AIS Australia's Winning Edge (AWE) Athlete Categories as a way to support high potential and high performing BMX athletes and ensure they receive the right support at the right time in their pathway and aligned it with T4 of the Academy.

BMX Australia and the BMXA HPU have developed specific AWE guidelines for the sport of BMX. The AWE categories comprise of pre-high performance and high performance categories and are spread across the Academy and HP programs from Emerging International through to Senior Elite International (SEI) Podium and each category relates to 'years to (SEI) podium'.

The Academy has also acted as a platform for coach development and mentoring with a number of state coaches attending Academy camps throughout the year.

#### Coach Education

The No Card No Coach initiative was launched earlier this year in line with BMXA regaining management of its coaching resources from Cycling Australia to educate members of the risk of working with unaccredited coaches and encourage riders and parents to ask to see the coach's licence before engaging in coaching activities. Emerging from this initiative was a number of positives and challenges. The initiative was promoted on social media and in The Dirt emag and saw an increase in awareness and also in coaching courses around some states. Valid coach lists are now accessible on our website and are updated monthly. States also now receive these lists along with lists of invalid coaches. Invalid coaches can be people who have paperwork pending (ie workbooks, WWCC's or 1<sup>st</sup>

Aid certificates), people who are no longer involved in the sport or people who have failed to renew their accreditation when it has expired but may still be coaching. States have been asked to follow up these lists as they can provide a pool of potential coaches without the resources required to run courses. A national policy is currently in development.

The Level 2 course run earlier this year has provided the nation with 16 new Level 2 coaches. The course delivered revised, fresh content including a module specifically around 8m hill safety.

With the demand for courses increasing, so does the need for presenters/assessors. The content of BMX specific presenter/assessor training and guidelines are currently being developed with roll out planned for early in the new year. The Beginner BMX course is also currently undergoing a review of content to ensure it remains relevant with the ever evolving nature of the sport.

**Current Presenter/Assessors Per State:**

|     |   |               |
|-----|---|---------------|
| ACT | 1 x BegBMX (*not actively presenting)   |               |
| NSW | 2 x BegBMX, 1 Lv1,                      | 1 x Freestyle |
| NT  | 2 x BegBMX (*1 not actively presenting) | 1 x Level 1   |
| QLD | 3 x BegBMX,                             | 2 x Level 1   |
| SA  | 2 x BegBMX,                             | 1 x Level 1   |
| VIC | 2 x BegBMX (*2 not actively presenting) | 1 x Freestyle |
| WA  | 3 x BegBMX (*2 not actively presenting) | 1 x Level 1   |

*\*Not actively presenting means the presenter is no longer involved with BMX in the State or that the State do not want to use specific presenters due to financial or quality reasons.*

There has been quite a bit of movement in coaching numbers over the past 10 months from November 2014 to September 2015 with delivery of the level 2 course and an increase in Level 1 courses, however factoring in the number of pending and invalid accreditations the actual growth is not accurately reflected in valid coaching lists alone.

Currently a total of 833 participants have undertaken BMX NCAS coaching courses, with 383 valid accreditations and 450 either pending or invalid.

I have provided breakdowns of current numbers per accreditation type, as well as growth comparisons per state. Most state experienced an increase apart from New South Wales and Northern Territory.

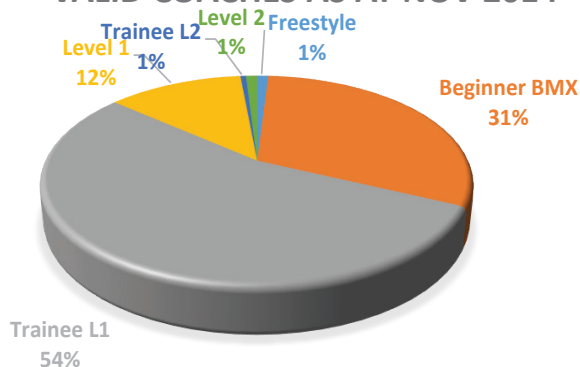
**Congratulations** to Simon Anderson (VIC) and Tammy Clarke (SA) for being awarded this year's Male and Female Coaches of the Year.

**Also many thanks** to Luke Madill, Sharon Willoughby, the board and staff of BMX Australia and the State Coaching Directors and State Coaches for supporting BMX coaching development.

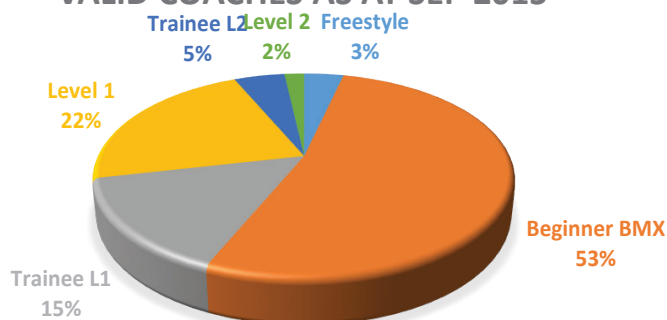


PERCENTATAGE OF VALID COACHES PER ACCREDITATION TYPE:

**VALID COACHES AS AT NOV 2014**

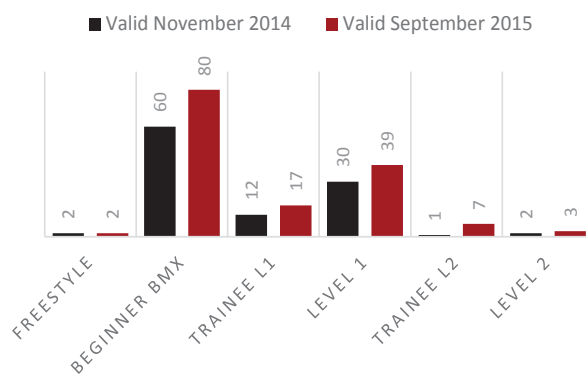


**VALID COACHES AS AT SEP 2015**

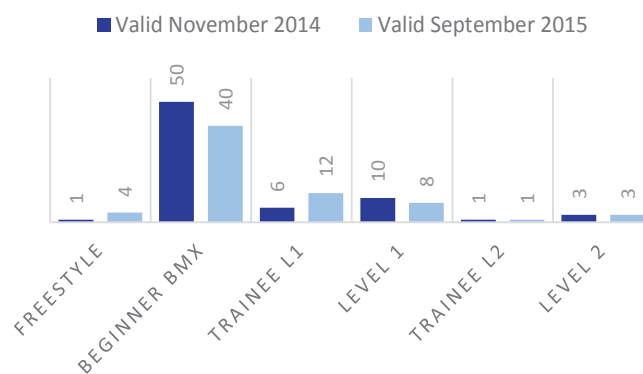


VALID COACHES PER STATE NOV 2014 – SEPT 2015

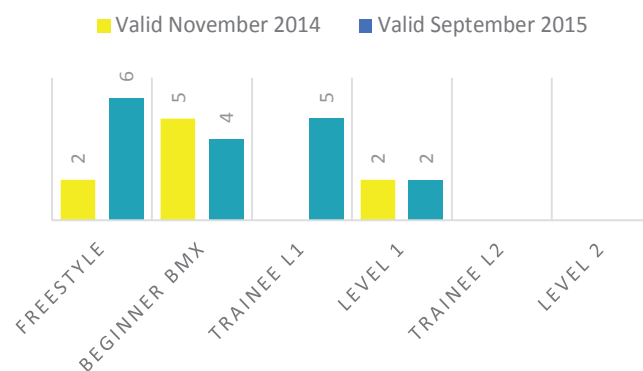
**QUEENSLAND**



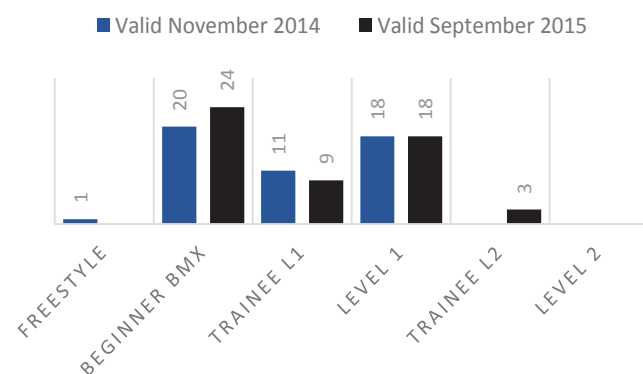
## NEW SOUTH WALES



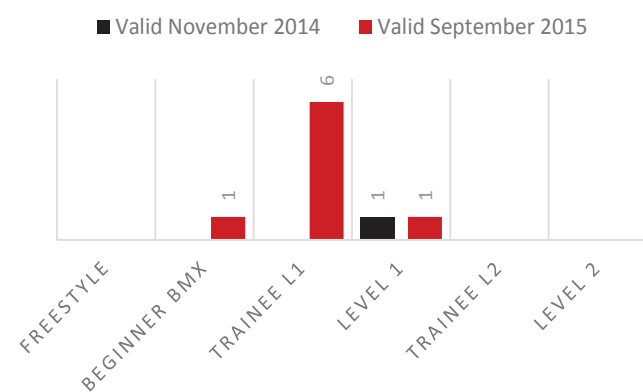
## ACT



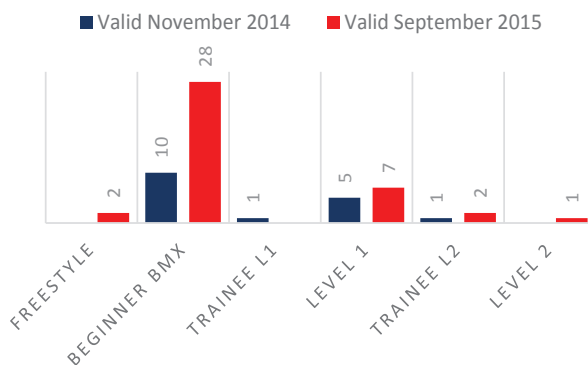
## VICTORIA



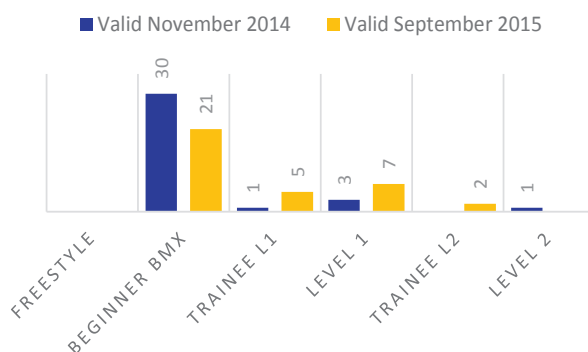
## TASMANIA



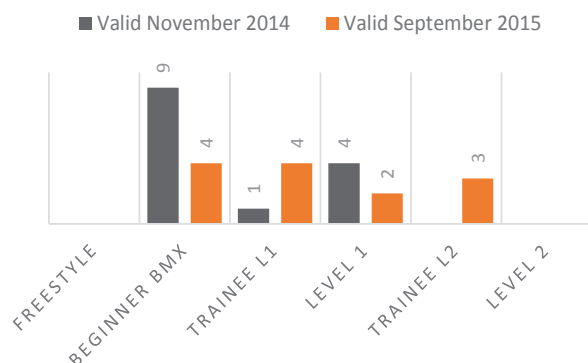
## SOUTH AUSTRALIA



## WESTERN AUSTRALIA



## NORTHERN TERRITORY



### High Performance

BMX Australia engaged an independent consultant to undertake a capability and situational analysis of the sport as a whole to determine the sport's capability and capacity to manage the BMX High Performance Program. Resulting in BMXA preparing a high performance submission for the AIS. BMX Australia aims to meet all of the AIS mandatory governance principles for foundation sports including ensuring its sport as a whole is managed by the one body.

Anita Wells

National Coaching Director

## National Officiating Directors report

2015 has been another successful year for officiating at BMXA.

With again another good mix of officiates at all of the National series rounds from Nerang, Shepparton, Cairns, Westside and Brisbane.

New Officials clothes this year started the events off in the right professional manner.

The National Championships in Brisbane this year, saw our officials put under some trying conditions, from long days, rains and a couple of big storms.

All officials can hold their heads high and what a great job was done by all.

I must also say a big thank you to the officials who stayed back on the Thursday night to act as chaperones during the drug testing after the event, I know this is a hard ask after a long day at the track and even harder after a wet night at the track. THANK YOU.

Once again we could not hold these events without officials, THANK YOU all for volunteering your time to a great sport.

Again we ran a Level 3 Officiating course at the 2015 National Championships and a number of 8 meter Start gate courses.

Total Officials as at 30.06.15

| State       | Lv1  | Lv2 | Lv3 | Grand Total |
|-------------|------|-----|-----|-------------|
| ACT         | 38   | 5   | 5   | 48          |
| NSW         | 537  | 85  | 10  | 632         |
| NT          | 66   | 17  | 5   | 88          |
| QLD         | 952  | 125 | 32  | 1109        |
| SA          | 176  | 34  | 6   | 216         |
| TAS         | 48   | 30  | 2   | 80          |
| VIC         | 316  | 38  | 12  | 366         |
| WA          | 313  | 54  | 9   | 376         |
| Grand Total | 2446 | 388 | 81  | 2915        |

Acting National Officiating Director  
Andy Mellish



## BMX Annual Report

Consulting Australia was engaged in May 2015.

The primary focus was to roll out the restructure to align the BMX Australia organisation to compliment recent growth, whilst taking into consideration further forecasted growth, the 2020 vision and strategic direction of BMX Australia. This includes the reinstatement of high performance under the BMX Australia banner.

All the recommendations which have been implemented have been made conscious of the BMX Australia Family Values, to service members better and strengthen stakeholder management.

After the initial review the following has been introduced to support the organization -

- New organisational chart which lead to the recruitment of new staff, including the role of the Executive Assistant and a CEO. The appointment of the CEO will be announced on or before January 2016.
- The BMX Australia head office has a detailed operational manual, put together with framework to expand on as the business evolves.
- Weekly team meetings.
- The business has been systemised to aid improved reporting and effective day to day operational management, this will support immediate and long term sustainability.
- Adriana managed the preparation of documentation for the annual External Audit, conducted by Pitcher Partners.
- Further to these points, new staff training support and coaching is being conducted to enhance staff performance, maintenance of the new set benchmark across to servicing members and office procedures.

With the privilege to work along side Barry Knight the BMX Australia President, in a relatively short period the suggested improvements demonstrated positive changes culturally, operationally and in unity aligned with BMX Australia Family Values.

It had been with great pleasure to have provided BMX Australia with this service and look forward to working with the Board, CEO and team to provide further support for BMX Australia.

Regards,

Adriana Cecere

Senior Consultant  
Consulting Australia



## Status Report

# NATIONAL MEMBERSHIPS

BMX Australia has experienced a strong growth period in 2014/2015 with an overall increase of 13% in memberships from the previous year.

| State | 4 Month Licence | BMX Mini Wheeler | Sprocket Rocket | Club | Open | Freestyle - Competitive | Freestyle - Recreational | Non Competitive | Volunteer | Participation | Total |
|-------|-----------------|------------------|-----------------|------|------|-------------------------|--------------------------|-----------------|-----------|---------------|-------|
| ACT   | 130             | 11               | 42              | 3    | 123  | 30                      | 2                        | 7               | 23        | 897           | 1268  |
| NSW   | 840             | 58               | 435             | 47   | 1340 | 34                      | 3                        | 22              | 236       | 429           | 3444  |
| NT    | 113             | 35               | 143             | 18   | 293  | 0                       | 0                        | 6               | 51        | 162           | 821   |
| QLD   | 1354            | 212              | 1081            | 81   | 2317 | 7                       | 50                       | 56              | 586       | 539           | 6283  |
| SA    | 227             | 45               | 157             | 7    | 431  | 5                       | 0                        | 10              | 113       | 0             | 995   |
| TAS   | 64              | 7                | 37              | 0    | 89   | 0                       | 0                        | 3               | 35        | 53            | 288   |
| VIC   | 498             | 45               | 283             | 15   | 801  | 0                       | 2                        | 14              | 207       | 328           | 2193  |
| WA    | 973             | 245              | 667             | 70   | 1318 | 0                       | 0                        | 18              | 212       | 382           | 3885  |
|       | 4199            | 658              | 2845            | 241  | 6712 | 76                      | 57                       | 136             | 1463      | 2790          | 19177 |

## STATE BY STATE

Queensland remains the strongest membership state with 33% followed by Western Australia with 20%, then New South Wales with 18%.

|     |     |
|-----|-----|
| QLD | 33% |
| WA  | 20% |
| NSW | 18% |
| VIC | 11% |
| ACT | 7%  |
| SA  | 5%  |
| NT  | 4%  |
| TAS | 2%  |

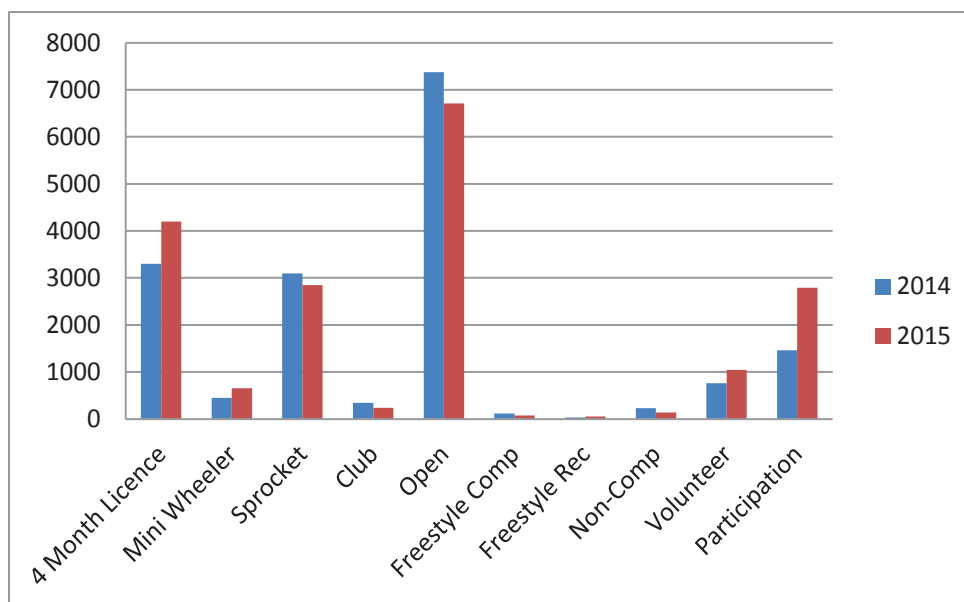


# MEMBERSHIP COMPARISON

2014/2015 saw the 4 Month License experience the largest growth over the 12 month period, followed by Volunteer and Mini Wheelers.

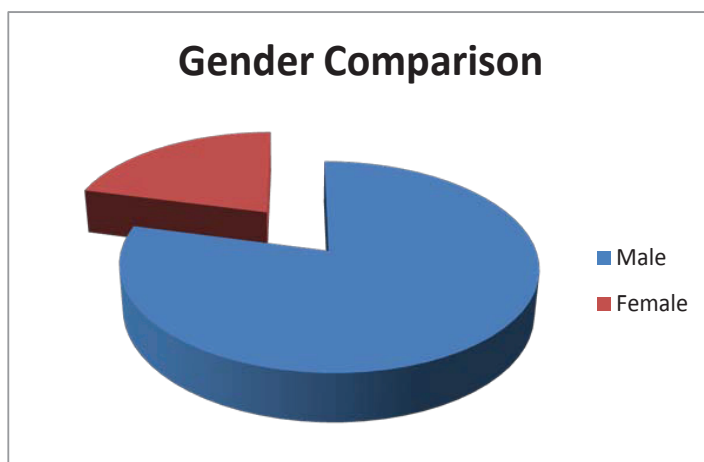
## TOP PERFORMING MEMBERSHIPS

- 4 MONTH
- VOLUNTEER
- MINI WHEELER



# GENDER COMPARISON

The 2014/2015 year brings a change to the male-female ration, with a 2% increase of female members.



# AGE COMPARISON

The 2014/2015 memberships show that 78% of riders are 20 years or below. Our age span ranges from 2-31 years.

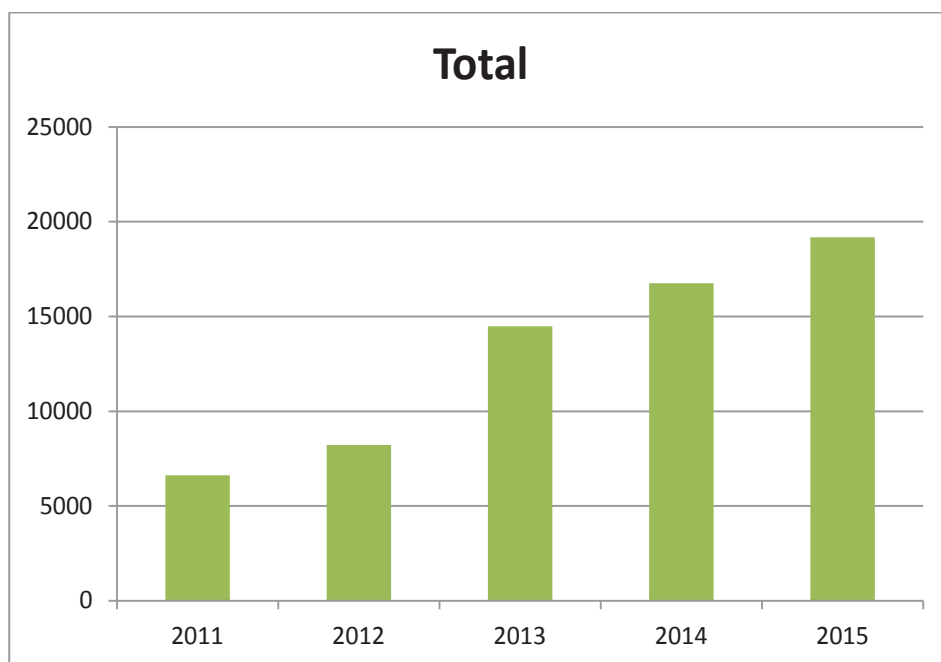
| 2-10 YRS | 11-20 YRS | 21-30 YRS | 31-40 YRS | 41-50 YRS | 51-100 YRS |
|----------|-----------|-----------|-----------|-----------|------------|
| 9700     | 4233      | 592       | 1581      | 1459      | 344        |



## ANNUAL GROWTH

Overall, the status of BMX Australia's membership for 2014/2015 has seen a 13% increase across all States and Territories.

| YEAR | 2011  | 2012  | 2013   | 2014   | 2015   |
|------|-------|-------|--------|--------|--------|
|      | 6,626 | 8,213 | 14,481 | 16,757 | 19,177 |





An aerial, Bodi Turner on his way to a Moto win at the Subaru National Championships





## 2015 BMX AUST HPP - End of Year Coaching Report




2015 BMX AUSTRALIA HPU UCI World Championship Team

As 2015 season comes to a close, I am proud to report that Australia is currently ranked as the number one (1) combined BMX Nation in the World between the men's and women's UCI Elite categories. (<http://www.uci.ch/bmx/ranking/>). We also finished with an Elite Women's silver World Championship medal (Caroline Buchanan), and seventh and eighth in the Elite Men's final (Sam Willoughby, Anthony Dean), due to both crashing. For the overall SX World Cup Series we placed fourth and sixth in Women (Caroline Buchanan, Lauren Reynolds) and fifth, sixth, ninth in Men's (Anthony Dean, Sam Willoughby, Bodi Turner). The HP program riders are continuing to demonstrate they are performing against the World's best riders at International competitions. We now have five (5) riders (Sam Willoughby, Anthony Dean, Bodi Turner, Caroline Buchanan and Lauren Reynolds) medalling at UCI SX World Cup / World Championship level.

As per the HP program objectives and Program Performance plan, we are in stage 2 of our 4 year plan. The focus is around what will be a positive influence to qualify our Nation for the Olympics, and what will be a positive influence to gain World Cup, World Championship and Olympic podium performances for our Nation.

As a Nation to date for 2015, the BMXA HPU has achieved the following:

- Ranked #2 UCI Nation in both Men and Women
- Currently #2 UCI Olympic ranking in both Men and Women
- 2<sup>nd</sup> UCI SX World Champion Women, and 7<sup>th</sup> and 8<sup>th</sup> Men
- 4<sup>th</sup> and 6<sup>th</sup> UCI SX World Cup overall series Women
- 5<sup>th</sup>, 6<sup>th</sup> and 9<sup>th</sup> UCI SX World Cup overall series Men
- 1x UCI SX World Cup win
- 6x UCI SX World Cup podiums for men and women
- 14x UCI SX World Cup finalists for men and women



As a HP unit, we are getting closer to our vision of the BMXA HP Program being the dominant Nation in the World for Elite BMX.

I am proud of the effort from all the HPU staff and athletes involved in the 2015 season, it is not just one (1) athlete or staff member that makes this possible. Together as a team, we have achieved amazing results in 2015 and we will all strive to be better again individually during 2016.

## BMX Academy Report 2015

The year started at Nerang where Luke and I had an opportunity to meet the Academy riders watch and see the support they were receiving from their states and determine where their strengths and weaknesses as well as meet their State Coaches and State Directors to introduce and discuss the FTEM Pathway. There was also an opportunity to observe what states were providing for their riders.

Shepparton allowed us to work with riders to introduce Visual Coaching and speak with parents as well as support the riders on the track prior to racing. State coaches took the opportunity to involve themselves in this activity. The riders were given the freedom to pit with the Academy or with their States, many of the riders chose to pit under Luke's Jayco caravan and Fox trailer and the Academy riders pitted under the BMXA tent provided for the Academy riders.

A camp was held for the Academy riders in Western Australia staying in the Scarborough precinct prior to the Westside rounds where Luke and I were able to test the riders at the Edith Cowen University Jindalooop. This was a fantastic opportunity to obtain testing data for the riders using the expertise of the staff at the university. There was also time to provide the riders with opportunity to practice on the track prior to racing before the riders rejoined their States. This provided opportunity for parents and States see how the Academy operates and supports the riders.

I was unable to attend the Cairns race, however, with live streaming I was able to watch the racing to monitor and obtain information of how the riders were progressing. Several Academy riders chose not to race this event due to the costs involved in travelling the series this year.

The Nationals provided excellent opportunity to meet again with the State Coaches and State Directors to discuss the FTEM Pathway in more detail to clarify questions and concerns. The induction opportunity for the Junior and Elite riders who had not had not previously had the opportunity to race on the 8m hill was appreciated by the riders, parents and State Coaches. The Sprocket and Mini Wheeler Clinics once again provided a wonderful opportunity for the Academy riders to give back by providing support and coaching to these future champions.

Unfortunately the weather was not cooperating with us during the Oceanic Championship race on Thursday afternoon I have never seen riders ride yet race down the 8m hill in wet conditions yet alone flood conditions. The 14-16 riders were able to compete in more favourable conditions as the rain subsided, however, the track had water bubbling up from underneath in the first and last corner causing extremely slippery conditions due to the bitumen breaking down and releasing a greasy film on the water. This caused results to be affected.

The Award Dinner was held on Saturday night. Unfortunately this was a rush to get to on time due to two blocks of racing being joined together to accommodate the weather conditions. The riders had a reasonably late night which was difficult for those who were competing the next morning in the Grands Challenge. A considerable amount of riders withdrew from this event due to already being in America during this time and injury without notifying the organisers causing some confusion and ill feeling from some riders and parents. This race was valued and appreciated by the riders who competed in it and provided good entertainment for the spectators on the day.





The overall results were as follows

| Class | Rider                  | Round 9 | Overall Series | Nationals      | Comment   |
|-------|------------------------|---------|----------------|----------------|---|
| 14B   | Cooper Tye             | 7th     | 2nd            | <b>Qtr</b>     | crashed   |
|       | Ethan Partridge        | 2nd     | 1st            | <b>1A</b>      |   |
| 14G   | Ashlee Miller          | 1st     | 1st            | <b>1A</b>      |   |
|       | Felicia Thomas         | 2nd     | 2nd            | <b>3A</b>      |   |
| 15B   | Izaak Kennedy          | 5th     | 2nd            | <b>Semi</b>    | unclipped   |
|       | Jack Terry             | 13th    | 8th            | <b>Semi</b>    | 5 <sup>th</sup> in semi                             |
|       | Nathaniel Rodway       | 3rd     | 4th            | <b>7A</b>      | Coming 2 <sup>nd</sup> then slid out in last corner |
|       | Riley Carter           | 6th     | 1st            | <b>8A</b>      | Coming 1 <sup>st</sup> then slid out in last corner |
| 15G   | Shelby Green           | 2nd     | 1st            | <b>1A</b>      |   |
|       | Mikayla Rose           | 1st     | 2nd            | <b>Smi</b>     | Crashed   |
|       | Millie Reed            | N/A     | DNQ            | <b>Semi</b>    | Crashed   |
|       | Ilesha Anderson        | 4th     | 3rd            | <b>2A</b>      |   |
| 16B   | Dylan Scruton          | 11th    | 10th           | <b>6A</b>      |   |
|       | Joshua Boyton          | 1st     | 1st            | <b>1A</b>      |   |
| 16G   | Sara Jones             | 2nd     | 2nd            | <b>2A</b>      |   |
|       | Dion Bromley           | 3rd     | 3rd            | <b>1A</b>      |   |
| JEM   | Jye Hombsch            | 7th     | 2nd            | <b>6A</b>      |   |
|       | Matthew White          | 21st    | 9th            | <b>7A</b>      |   |
|       | Andrew Hughes          | injured | injured        | <b>injured</b> | injured   |
|       | Brandon Te Hiko        | 3rd     | 1st            | <b>1A</b>      |   |
| JEW   | Rachelle Smith         | 3rd     | 2nd            | <b>injured</b> | Crashed in practice                                 |
|       | Gemma Lee Thomas       | 4th     | 4th            | <b>8A</b>      |   |
|       | Jessica Lathwell       | 7th     | 7th            | <b>4A</b>      | Came back from crash in January                     |
| EW    | Harriet Burbidge Smith | 8th     | 7th            | <b>7A</b>      |   |
|       | Kirsten Dellar         | 5th     | 8th            | <b>DNQ</b>     |   |
| EM    | Dirk Winter            | 11th    | 11th           | <b>Semi</b>    | 7 <sup>th</sup> in semi                             |
|       | Blake Moore            | 9th     | 13th           | <b>Semi</b>    | 5 <sup>th</sup> in semi                             |
|       | Tristyn Kronk          | N/A     | 25th           | <b>N/A</b>     | Did not race  |
|       | Kai Sakakibara         | 8th     | 5th            | <b>5A</b>      | 4 <sup>th</sup> before crash in last corner         |
|       | Aaron Nottle           | 14th    | 17th           | <b>Qtr</b>     | 5 <sup>th</sup> in quarter                          |
|       | Matthew Juster         | 6th     | 30th           | <b>4A</b>      | Came through after crash in last corner             |
|       | Josh Callan            | 3rd     | 2nd            | <b>Semi</b>    | 6 <sup>th</sup> in semi                             |

Nine of the Academy riders committed to compete in the World Titles in Belgium. These riders were supported along with the Junior and Elite riders selected to compete at a Pre Worlds Camp held at Sleeman. Unfortunately the invited non-Academy riders caused some issues and concerns at the campsite.

Riders who competed in the World's, but did not attend the camp were:-

|                |                               |
|----------------|-------------------------------|
| Alex Cameron   | work commitments              |
| Rachelle Smith | injury rehabilitation program |
| Brandon TeHiko | overseas                      |
| Ashlee Miller  | raced                         |

The riders who attended the Pre World's Camp were: -

| <b>Academy Riders</b> | <b>Non Academy Riders</b>                     |
|-----------------------|---|
| Jye HOMBSCH           | Shane ROSA                                    |
| Matt WHITE            | Jayne CUNNING                                 |
| Mikayla ROSE          | Wade TURNER                                   |
| Shelby GREEN          | Joshua McLEAN                                 |
| Sara JONES            | Lachlan HARVEY<br>(no accommodation required) |
| Dion BROMLEY          | Sarah HARVEY<br>(no accommodation required)   |
| Riley CARTER          | Bradley GAME                                  |
| Nathaniel RODWAY      | Kai SAKAKIBARA                                |
| Jack TERRY            | Josh CALLAN                                   |
| Joshua BOYTON         |   |

Results of riders from the Worlds:-

| Age | Rider            | Worlds Result    | 2016 Recommendation |
|-----|------------------|------------------|---------------------|
| 14B | Cooper Tye       | Did not attend   | 15B Academy         |
|     | Ethan Partridge  | Did not attend   | 15B Academy         |
| 14G | Ashlee Miller    | 8W               | 15 G Academy        |
|     | Felicia Thomas   | Did not attend   | 15G Academy         |
| 15B | Izaac Kennedy    | Did not attend   | 16B Academy         |
|     | Jack Terry       | moto             | Did not qualify     |
|     | Nathaniel Rodway | 1W               | 16B Academy         |
|     | Riley Carter     | moto             | 16B Academy         |
| 15G | Shelby Green     | semi             | 16G Academy         |
|     | Mikayla Rose     | semi             | 16G Academy         |
|     | Millie Reed      | Did not attend   | Did not qualify     |
|     | Ilesha Anderson  | Did not attend   | 16G Academy         |
| 16B | Dylan Scruton    | Did not attend   | Did not qualify     |
|     | Joshua Boyton    | 8W               | Jnr Men Academy     |
| 16G | Sara Jones       | Broke collarbone | Jnr Women Academy   |
|     | Dion Bromley     | 8W               | Jnr Women Academy   |



|     |                        |                          |                     |
|-----|------------------------|--------------------------|---------------------|
| JEM | Jye Hombsch            | Broke ankle              | Jnr Men Academy     |
|     | Matthew White          | 10 <sup>th</sup> TT semi | Jnr Men Academy     |
|     | Andrew Hughes          | injured                  | Jnr Men Academy     |
|     | Brandon Te Hiko        | 2 <sup>nd</sup> TT 4W    | Elite Men Academy   |
| JEW | Rachelle Smith         | Did not qualify from TT  | Elite Women Academy |
|     | Gemma Lee Thomas       | Not selected             | Did not qualify     |
|     | Jessica Lathwell       | Injured                  | Did not qualify     |
| EW  | Harriet Burbidge Smith | Not selected             | Did not qualify     |
|     | Kirsten Dellar         | Not selected             | Elite Women Academy |
| EM  | Dirk Winter            | Not selected             | Did not qualify     |
|     | Blake Moore            | Not selected             | Elite Men Academy   |
|     | Tristyn Kronk          | Not selected             | Elite Men Academy   |
|     | Kai Sakakibara         | 31 <sup>st</sup> TT Qtrs | Elite Men Academy   |
|     | Aaron Nottle           | Not selected             | Elite Men Academy   |
|     | Matthew Juster         | Not selected             | Elite Men Academy   |
|     | Josh Callan            | Qtrs                     | Elite Men Academy   |

Additional recommendations for Academy:-

| Age         | Rider             | State |
|-------------|-------------------|-------|
| 14G         | Des' Ree Barnes   | Qld   |
|             | Phoebe Walla      | Vic   |
| 15G         | Lorsyn Affoo      | Qld   |
| 16G         | Saya Sakakibarra  | NSW   |
| Jnr Women   | Tyler Lee Thorley | Qld   |
| Elite Women | Leanna Curtis     | NSW   |
|             | Sarah Harvey      | Qld   |
|             | Rachel Jones      | NSW   |
|             | Kirsten Dellar    | WA    |
| 14B         | Kirk Cleaven      | NSW   |
|             | Oliver Moran      | NSW   |
| 15B         | Declan Jaehne     | NSW   |
| Jnr Men     | Josh McLean       | Vic   |
| Elite Men   | Corey Frieswyk    | Qld   |
|             | Matt Juster       | NT    |
|             | Tristyn Kronk     | Qld   |
|             | Shane Rosa        | SA    |

Looking forward to a busy year in 2016.

---

Sharon Willoughby

BMXA Academy Coach

## **BMX Australia Development Academy AGM report November 2015**

Over the past 12 months the Development Academy has delivered 6 camps including preparation camps aligned with the National Series rounds, to reduce the travel and cost to riders, Induction camps for riders moving from age classes to Junior Elite, National Performance Standards Testing camps and Pre-Worlds camps that have been opened up to include all (non HP) Junior and Elite athletes selected to represent their country. Athletes in T4 of the Academy were selected to attend HPU training camps and Josh Callan and Corey Frieswyk were selected as invitational riders for HPU National Team representation at the UCI Supercross and The UCI World Championships.

### **2014/15 Academy consisted of:**

**T2 (Talent Verification):** Cooper Tye (SA) Ethan Partridge (VIC) Ilesha Anderson (VIC) Ashlee Miller (NSW) Felicia Thomas (ACT) Jack Terry (QLD) Cooper Tye (SA), Riley Carter (WA)

**T3 (Practicing & Achieving):** Matt White (VIC), Millie Reed (VIC), Nathaniel Rodway (NSW), Harriet Burbidge-Smith (ACT), Mikayla Rose (ACT), Dirk Winter (QLD), Sara Jones (QLD), Shelby Green (QLD), Josh Boyton (QLD), Dion Bromley (QLD), Isaac Kennedy (QLD), Dylan Scruton (QLD), Aaron Nottle (WA), Jess Lathwell (WA).

**T4 (Breakthrough & Reward):** Josh Callan (VIC), Max Cairns (VIC), Brandon Te Hiko (VIC), Kai Sakakibara (NSW), Blake Moore (NSW), Andrew Hughes (NSW), Corey Frieswyk (QLD), Trystan Kronk (QLD), Matt Juster (NT), Kirsten Dellar (WA), Rachelle Smith (WA).

### **World Championships**

There were a few challenges faced at this years Worlds Championships which were overcome with the BMXA support staff.

The staging set up was extremely hard for riders to find their way into the right moto and lane choice. With the experience and knowledge from future events we were able to get a schedule in place to support riders in not missing any races.

Weather and transport also played apart at this years events which again was sorted out in saving riders loss of practice or race time.

### **Achievements:**

As the results below state we have a number of riders bringing home World plates from a number of classes.

It was a great feeling having other Country's coaches approaching, complimenting us on the growth and strength Australia was showing in the results.

Weather played a role on the Championship day which did effect the race schedule and final results for some riders. Despite this, the Academy still managed to bring home 3 World Plates from this group with Shane Rosa and Brandon Te Hiko 1<sup>st</sup> and 3<sup>rd</sup> in the time trial and Brandon also 4<sup>th</sup> in racing.



Unfortunately we suffered multiple injuries throughout the weekend with riders being transferred to hospital however BMXA were prepared for this so no rider was left unattended in first aid or at the hospital.

### **National Series/National Championships**

The National series once again showed the depth in each class and it came down to the final rounds in most age groups to see who would take the series title.

The 2015 National Championships went down as the wettest one in history.

This provided many challenges with riders trying to not only escape the weather but prepare the best they could for tricky conditions.

#### **Achievements:**

The Nationals and National series were dominated by Academy riders.

The results below show we had consistent podium finishes for overall positions.

Unfortunately again through injury and weather, some riders results do not show or could not compete.

### **2015 UCI Supercross Season**

**Objective** – to accompany Academy athletes who are attending selected SX events (and extend the invitation of support to non Academy athletes as well) to provide them with a supported development opportunity to experience racing at the international elite level.

**Outcome** – We have seen the growth in our Jnr riders who have had the opportunity to experience racing on the World Cup circuit.

Having this introduced at an earlier stage helps riders overcome fears and relieves the pressure of being overwhelmed in their first season.

We have also seen increased results and confidence in riders each round who were battling with nerves and doubt in their potential.

Riders have stated that having the support from BMXA at the events has made things a lot easier and less stressful for them to focus on their racing.

### **State Visits**

**Purpose** – To increase communication between States and the Academy and empower states to create athlete pathways that link in with the national pathway.

Guidance in understanding the stages of the AWE Pathway and levels of support available to their riders at different stages.

Communicating with the States around their coaching structure, annual planning and where they fit in the FTEM pathway, talent identification and why having a state coaching structure is important.

**Benefits** – The increased communication will then improve transitional support of athletes in the FTEM pathway.

The athletes will have a clearer vision on where they need to be to move up the pathway.

Coaches have a better idea of what opportunities are there for them.

States understand the importance of having a coaching structure and state teams



Boys Test Team to v NZ in Taupo

**Podium results** at National and International level from Academy athletes over the past 12 months include:

| 2015 UCI CONTINENTAL CHAMPIONSHIPS      |                                     |                       |                       |
|---|-------------------------------------|-----------------------|-----------------------|
| <i>Class</i>                            | 1st                                 | 2nd                   | 3 <sup>rd</sup>       |
| Elite Men                               | Max Cairns (VIC)                    |                       | Joshua Callan (VIC)   |
| Junior Men                              |                                     |                       | Brandon Te Hiko (VIC) |
| Junior Women                            |                                     |                       | Rachelle Smith (WA)   |
| 2015 NATIONAL SERIES – OVERALL RANKINGS |                                     |                       |                       |
| <i>Class</i>                            | 1st                                 | 2 <sup>nd</sup>       | 3 <sup>rd</sup>       |
| Elite Men                               |                                     | Joshua Callan (VIC)   | Corey Frieswyk (QLD)  |
| Junior Men                              | Brandon Te Hiko (VIC)               |                       |                       |
| Junior Women                            |                                     |                       | Rachelle Smith (WA)   |
| 16 Year Boys                            | Joshua Boyton (QLD)                 |                       |                       |
| 16 Year Girls                           |                                     | Sarah Jones (QLD)     | Dion Bromley (QLD)    |
| 15 Year Boys                            | Riley Carter (WA)                   | Izaak Kennedy (QLD)   |                       |
| 15 Year Girls                           | Shelby Green (QLD)                  | Mikayla Rose (ACT)    | Iesha Anderson (VIC)  |
| 14 Year Boys                            |                                     | Ethan Partridge (VIC) | Cooper Tye (SA)       |
| 14 Year Girls                           | Ashley Miller (NSW)                 | Felicia Thomas (VIC)  |                       |
| 2015 NATIONAL CHAMPIONSHIPS             |                                     |                       |                       |
| <i>Class</i>                            | 1st                                 | 2nd                   | 3 <sup>rd</sup>       |
| Elite Men                               | Corey Frieswyk                      |                       |                       |
| Junior Men                              | Brandon Te Hiko                     |                       |                       |
| 16 Year Boys                            | Josh Boyton (QLD)                   |                       |                       |
| 16 Year Girls                           | Dion Bromley (QLD)                  | Sarah Jones (QLD)     |                       |
| 15 Year Girls                           | Shelby Green (QLD)                  | Iesha Anderson (VIC)  |                       |
| 14 Year Boys                            | Ethan Partridge (VIC)               |                       |                       |
| 14 Year Girls                           | Ashlee Miller (NSW)                 | Felicia Thomas (ACT)  |                       |
| 2015 UCI WORLD CHAMPIONSHIPS (TOP 8)    |                                     |                       |                       |
| Junior Men                              | Brandon Te Hiko (4 <sup>th</sup> )  |                       |                       |
| 16 Year Boys                            | Joshua Boyton (8 <sup>th</sup> )    |                       |                       |
| 16 Year Girls                           | Dion Bromley (7 <sup>th</sup> )     |                       |                       |
| 15 Year Boys                            | Nathaniel Rodway (1 <sup>st</sup> ) |                       |                       |



## 2015 Live Stream Numbers

Throughout this year's BMX Australia National Series and Subaru BMX National Championships, BMX Australia has been proud to live stream all the action to the entire BMX family in Australia and throughout the world.

The success of this free live stream service has been incredible, with the numbers from the Nationals well up on last year by an incredible 96,240 live views. The event was also streamed by 20 more countries than last year.

# 2015 Live Stream Numbers

Subaru BMX National Championships

**166420**

Total Reach

**43**

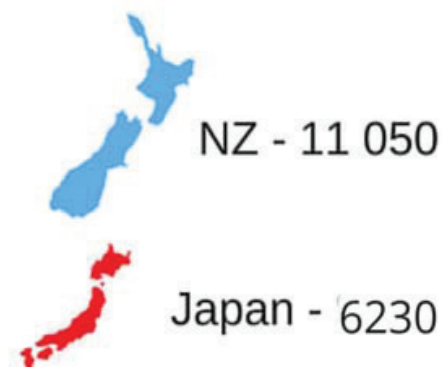
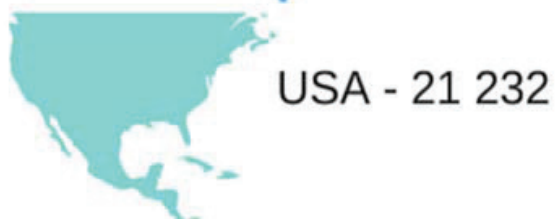
Total Countries

**45111**

Total Replays



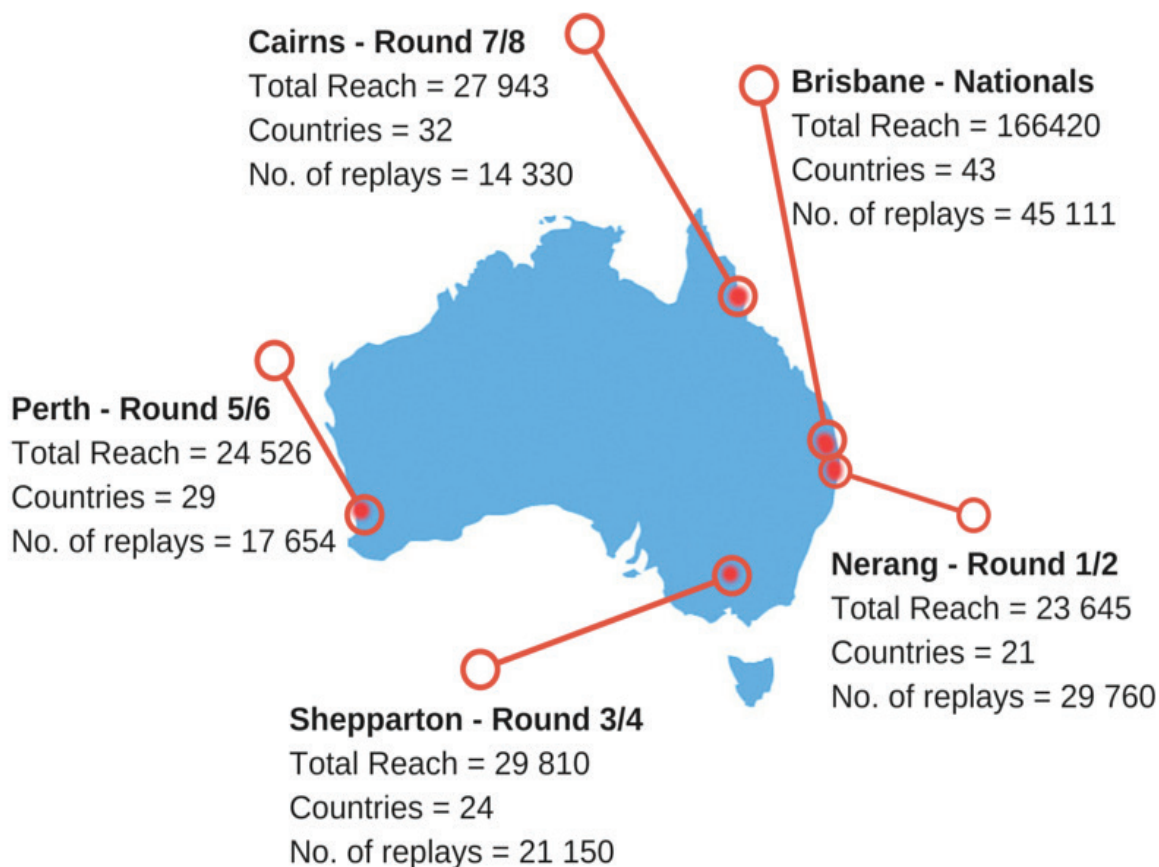
**TOP 5**  
Countries



The infographic below gives a great snapshot of the numbers during the four days of live streaming.

## Live Stream Numbers

### National Series



For the first time this year the BMX Australia National Series was also live streamed, with the numbers equally impressive across the nine rounds.

It's fantastic to know that the live stream initiative has been so well received, and we will continue to share our great racing with the entire BMX community both here in Australia and throughout the world.

## ACT Report

ACT BMX has a new Board that has worked hard to ensure the association is compliant with its legislative and ethical obligations as well as reporting requirements.

Both Canberra and Tuggeranong have had a good year of club level racing with growth in the sport across the ACT, particularly amongst mini wheelers and sprockets.

The ACT was pleased to have a large contingent of riders competing at the National Championships in Brisbane earlier this year and pleased with the performance of our State Team - albeit for Mikayla Rose's nasty crash and resulting injury (great to see her back on the bike now)

We are always pleased to have so many riders competing at the international level - including Caroline Buchanan, Mikayla Rose, Harriet Burbidge-Smith and Felicia Thomas.

Regards  
Sam



## BMXNSW Report to BMXA AGM

2015 started and ended the same way in NSW – hot in February and boiling hot in October (both racing and temperature). 7 Opens, 6 State Series Rounds, 1 Pre-Titles including the Junior Test Team and Mighty 11s and two State Titles (we have a heavy hand in ACT) – 16 State events plus National Series and Aussie Titles is more than enough for this little black duck.

All events were hotly contested, and with a standardised racing format across all events they are running very smoothly now that all are getting used to the format. The NSW Officials Team ran all events with transponders being used everywhere – however we are saddened at losing our two main scoring ladies – Sonia Buckley and Cheryl Wilkes who have stepped down after 5 years of hard slog learning and using BEM and transponders – we can't thank these ladies enough for the hard work they have done for us during that period – they leave big shoes to fill.

Financially BMXNSW is in very good shape, and with growth in members and participants in racing we have been able to keep our costs standardised for the last 5 years, which we believe is helping the events grow. We continue to push people to purchase their own transponders, with the 2016 State Titles being a rent-free event – bring your own or don't race. Time we stopped being so nice to people.

2016 will see an increase in the number of country opens – clubs such as Batemans Bay and Orange (let alone the big kids on the block ... Bathurst) will see us doing quite a bit of travelling next year. It is always challenging to get Sydney riders to follow the country events, but the standardisation of events means that punters know what they are going to get, and seem more willing to travel if they think they are going to get home early.

We are well placed with officials – thanks to Bill Dunkley who continually trains and drives more level 2 officials to our sport. Like all States coaching is going ahead at a tremendous pace in NSW, with an insatiable demand for coaching sessions at all clubs and events.

With the Nationals in our own backyard (albeit a long way down the backyard), we are sure we will see an increase in participants from Sydney attending the event which should be good for both the event and BMXA in general. BMXNSW will be working with Bathurst BMX during the latter part of 2015 and early 2016 to help train the club on how to handle large numbers at club days, and we will be running 2 opens at the track prior to the Aussies (17 January and 28 February). This is an attempt to give our riders some "local knowledge" somewhat similar to what the Queenslanders have had with Sleeman for quite some time. Since they killed it in the NRL I don't see why they should have their own way in BMX.

Our Open season finishes with our State Titles on the long weekend in October ... this year it was an outstanding event hosted by the Lake Macquarie Club on the Central Coast. We look forward to travelling to Penrith at the end of 2016 for our next State Titles which I'm sure will be bigger than ever.



BMXNSW would like to take this chance to congratulate BMXA on their National Series and National Titles in 2015 – they were of an excellent calibre. On a personal note I would like everyone to know what a fantastic job Barry Knight and Steve Dinmore (and I'm sure the rest of their crew) did for our riders at the Worlds ... unfortunately my lad Alex chewed up quite a bit of their time in hospital but all should know what good hands our riders are in when they travel so far from home.

We wish everyone a safe end of year, a Merry Christmas and New Year and look forward to catching up with everyone in Nerang for the start of a another big year in 2016.

Safe travels.

Regards

Neil Cameron


Chairman BMXNSW



Young BMXers ahead of their National Championships Final







#### BMXNT

PO Box 41166, Casuarina, Darwin. 0811

Email: [secretary@bmxnt.org.au](mailto:secretary@bmxnt.org.au)

Web: [bmxnt.org.au](http://bmxnt.org.au)

Phone: 0439 116 162

ABN: 46 530 022 478

#### BMXNT Report 2015

A year of review and development. This year we have been fortunate to have two new board members that bring a wide variety of experience and skills. Many aspects of how we operate internally and project to the public are in the process of being refined. The team & rider development programs are in draft form. Improvements in governance and our strategic direction are starting to have positive effect.

#### Participation

Satellite City, Jingili and the Red Centre again hosted successful come and try days which converted to steady increases in club membership. The timing of additional come and try days that coincide with the release dates of the government sports vouchers has been instrumental in attracting new participants to the sport.

#### Officiating

Level 2 courses were presented at each of the clubs through 2015. The uptake of the level 1 course appeared to plateau. Overall the number of accredited officials does not appear to have increased at a rate that matches the rider participation rate. One possible reason is that people forget to renew their membership each year. Wendy York was voted in as Officiating Director and is growing into the role.

#### Coaching

Beginner coaching courses were presented at each club. We presented a level 1 coaching course in Darwin with participants from each club. The challenge is ensuring that the participants return the required documents and logged mentored hours. There is opportunity for improvement in this space. We appreciate the support BMXA has given with the presentation of the level 2 course and look forward to the further benefits of having coaches with that level of knowledge assisting BMX participants.

#### Governance

The first full year of our reviewed constitution has been positive. We have facilitated a constitution template and presented it to the clubs that aligns with the BMXNT constitution. The BMXNT regulations are currently under review.

#### Jingili BMX Club

This club hosted their first NT titles event in the upgraded facility this year. Overall it appeared well received. The benefits of having an all-weather track has had a positive impact for many NT riders particularly in the lead up to the national titles with NT riders have one of their most successful years at the event so far.

#### Nhulunbuy BMX Club

This club has done a great job in a difficult situation. The population in the area is starting to stabilise. The few BMXers that remained in the town have managed to continue are looking to grow the club once again.





#### **BMXNT**

PO Box 41166, Casuarina, Darwin. 0811

Email: [secretary@bmxnt.org.au](mailto:secretary@bmxnt.org.au)

Web: [bmxnt.org.au](http://bmxnt.org.au)

Phone: 0439 116 162

ABN: 46 530 022 478

#### **Satellite City BMX Club**

This club continues to be innovative and creative. The membership growth in the area and club has been strong. A large grant from the NT Government has been secured to overhaul the track and build a cover in 2016-2017. This project is in its initial stages.

#### **Red Centre BMX Club**

A strong year of growth is testament to the hard work this committee has put in this year. Particularly in the sprocket and mini wheeler classes. They have embarked on a creative media strategy on television, radio and social platforms which has been key.

#### **Big Rivers BMX Club**

After deregistering seven years ago this club is now affiliated once again. It has been a big effort for the small but dedicated team to come this far. The track is now 80% complete. The current plan is to have the track complete prior to the wet season so that racing can get underway early in 2016.





Respect  
Integrity  
Dedication  
Enjoyment

BMX Queensland Inc  
C/- Sleeman Sports Complex  
Cnr Old Cleveland Rd & Tilley Rd  
Chandler Q 4155  
P: 07 3245 3012  
F: 07 3245 3014  
E: [office@bmxq.org.au](mailto:office@bmxq.org.au)  
W: [www.bmxq.org.au](http://www.bmxq.org.au)  
ABN: 14 325 736 959

## BMX Queensland Inc. Annual Report

– Please find below a summary of our 2014/2015 operations and achievements for the period 1 August 2014 – 30 September 2015.

### *Membership*

BMX Queensland once again promoted the BMX Australia National sign on day for February 2015. This year in conjunction, BMX Queensland joined partnership with DK Bikes to have an exclusive offer on discounted bikes (including a free box plate) “DK New Member Offer” this package was aimed at our new members joining through the National sign on day but we also wanted to offer this package to our current and existing members also. BMX Queensland and DK are always looking at ways to assist our new and current members to get bums on bikes, this package indeed assisted our new members to get started a lot sooner than they thought was possible. This package has also assisted BMX Queensland and the concentration on the growth of our sport.

The popularity of BMX in Queensland has continued to grow and strengthen, with Queensland riders continuing to achieve outstanding results at levels such as National and World Championships. Such results are a great reward for those riders, parents, coaches and volunteers that in some way give up their time relentlessly to make this sport happen and can only serve to inspire the next generation of BMX riders in this State. Well done to all.

Queensland's results for this year's World Championships.

| Name                     | Ranking | Age Group                 | Club             |
|--------------------------|---------|---------------------------|------------------|
| <b>Des'ree Barnes</b>    | 1       | 13yr Female               | Beenleigh        |
| <b>Tyson Kenny</b>       | 1       | 11yr Male                 | Nerang           |
| <b>Bailey Mills</b>      | 1       | 7yr Male                  | Bayside          |
| <b>Aiden Tillotson</b>   | 1       | 5-6yr Male                | Ashmore          |
| <b>Thomas Tucker</b>     | 1       | 10yr Male                 | Pine Rivers      |
| <b>Sarsha Huntington</b> | 1 CR    | 30 & Over Female Cruiser  | Bayside          |
| <b>Jesse Asmus</b>       | 2       | 12yr Male                 | Nerang           |
| <b>Vada Botfield</b>     | 2       | 5 – 7yr Female            | Pine Rivers      |
| <b>Portia Eden</b>       | 3       | 8yr Female                | Cairns           |
| <b>Callum Howarth</b>    | 3       | 10yr Male                 | Ashmore          |
| <b>Sacha Mills</b>       | 3       | 9yr Female                | Bayside          |
| <b>Lorysn Affoo</b>      | 4       | 14yr Female               | Pine Rivers      |
| <b>Fraser Vaughan</b>    | 4       | 5 – 6yr Male              | Pine Rivers      |
| <b>Benjamin Schramm</b>  | 5       | 7yr Male                  | Ashmore          |
| <b>Shannon Petre</b>     | 6       | 12yr Female               | Cairns           |
| <b>Abi Asmus</b>         | 7       | 8yr Female                | Nerang           |
| <b>Celeste Barr</b>      | 7 CR    | 16 & Under Female Cruiser | Townsville       |
| <b>Dion Bromley</b>      | 7       | 16yr Female               | Moranbah         |
| <b>Isabella Schramm</b>  | 7       | 10yr Female               | Ashmore          |
| <b>Trent Skinner</b>     | 7 CR    | 15 – 16yr Male Cruiser    | Ashmore          |
| <b>Sophia Asmus</b>      | 8       | 10yr Female               | Nerang           |
| <b>Joshua Boyton</b>     | 8       | 16yr Male                 | Centenary Plains |

The new volunteer roles that were earlier implemented by the Board of BMX Queensland has been taken on in strides, these roles have supported and strengthened the current volunteers to further strive forward on continuing to improve, educate and support the Zones and Clubs at a grassroots level. These roles have been accepted throughout the State and the Board are very thankful to those within these roles for their endless support and enthusiasm. BMX Queensland are striving to be more available, supportive and accessible to our Grassroots level.

The BMX Queensland website is constantly updated for all members and the public to see we are continuing to endeavour to keep our members up to date with everything that's happening in the sport of BMX in Queensland and Nationally.

As you are aware the Coaching Department applied for funding through Sport & Rec to help assist setting up an 8 week training programme for our Grassroots level, this was not only to assist and help our riders within the State but also our Grassroots level of Coaches throughout Queensland, we are currently still utilising that funding and are now in the second year. At the start of 2015 the Board decided to now offer this programme to all Clubs within the State to assist all our members further and not just a selected group of Clubs. This is still currently ongoing and striving forward.

The Coaching Department & the Board of BMX Queensland also applied for the Women in Sports funding as you are aware through Sport & Rec and where successful in this application also. This funding is being utilised for our female riders, there has and will be once again 4 specialised Coaching Clinics throughout the Zones for our female riders only. These Clinics will be conducted by our State Coach Brendan Abel along with the assistance of other Coaches within the Zones. This project is currently ongoing and striving forward.

### ***Sport***

BMX Queensland once again continues to support, guide, produce assistance and materials for our Riders, Members and Volunteers on Athlete development, Coaching Camps/ Clinics, Coaching/ Officiating Courses and Workshops throughout the year. In this period we have provided 8 Coaching Clinics so far this period and 18 Courses for our members to participate and gain experience within their preferred roles.

Within Queensland our Officials have been striving forward and continually growing their level of experience throughout this time. Queensland is also the first State within Australia to have the first Female UCI Commissaire appointed to a World Championships in the PCP Panel. Congratulations to Tracey and her achievements, we continue to support Tracey along her pathway as an Australian Official and also a UCI Commissaire. The support network for our Officials continue to grow within our State and we are very honoured of the tireless volunteering all our Officials give to our Sport of BMX. We thank them all.

In total we currently still have 4 approved UCI Commissaires living in Queensland. There has been a fantastic increase in Officials and Volunteer memberships since November 2013. BMXQ have been supporting their members with knowledge and regularly running courses to give our



officials and volunteers a pathway to follow if they would like to improve their knowledge within their preferred role within our sport. What a fantastic achievement by all.

BMX Queensland Finish Line Camera has been utilised at the National Championships once again and will continue to be a support for our future State Championships and transponder events. With 83 events on the BMXQ Calendar and of which 64 are Open Days. Over half of these events have and will be run with transponders approx...47 events. What a massive improvement for our riders, the future of our events and the high standards in which is produced for our riders.

The 2015 BMX Queensland DK/LKI State Championships were held from the 21-27 of September as the board predicted this year was our biggest State Championships yet. The event was hosted by the Cairns BMX Club, what a success and a massive thank you to the Cairns Club for all their hard work to assist making this year's States a successful one, to the Board of BMXQ for their tireless hours placed into this event and to our Volunteers we thank each and every one of you for your efforts with this event.

### ***Key Objectives for the year ahead***

Continue to support and assist the membership growth of the Sport of BMX. Assisting all members in any way possible whether it be from Coaching Clinics, improving Athlete access to other support networks to assisting members through general information.

Building on corporate structure and governance for our region, Zones and Clubs, also supported and guided by the CPR Group. The CPR group have had face to face visits with some club and zone committees all over the state this year. They are assisting with volunteer development and support. Michael and Steve have assisted with cloud-based information portals and each club has received a tablet to store club/zone information on. This is designed to help keep some consistency in each club and to help in the management of documentation, BMXQ endeavour to continue their partnership with the CPR Group.

Another overall objective is to maintain a steady increase in the number of officials that we have accredited. In addition we need to ensure that we capture and foster any potential officials that would like to reach National and International accreditation.

Some other key areas BMXQ would like to develop on including generating a strong brand, end product and maximising social media opportunities as this presents a good platform for future sponsors.

### ***Acknowledgements & thanks***

BMX Queensland would like to sincerely thank BMX Australia, Australian Sports Commission for their continued support. The CPR Group for their continued guidance and assistance over the last 6 years. LKI, DK, Peters Ice Cream, Coca-Cola Amatil and our newest sponsor Sony for their support for the sport of BMX. And lastly to our Members a special thank you to our members for their continued support and assistance throughout the year.



Regards

Yours in BMX



Lance Watkin  
President of BMX Queensland Inc.



## **BMX South Australia**

### **Annual Report 2015**

BMXSA has had a great progressive year, more changes to the State Series to engage all clubs and continue to improve the standard of race meeting and continued success of each event to make the clubs accountable and receive financial gain through running great events on each clubs track; all clubs have and are continuing to improve.

As the State Body we again engaged the BMX Community through a number of Surveys, and involving Sports and Recreation on the development with a number of workshops to improve communication and review the Strategic Planning process and having all clubs involved over a number of months to make it work. Still with the involvement of a new subcommittee to continue improvements to the State Series and the increased numbers at each event, restructured the State Series events to include double header race meetings, to improve the stamina and strength of our riders throughout the year.

This program is structured over a shorter period of time with double header race meetings, all events were well supported from all the BMX community and we have increased numbers with the Mini Wheeler program and progressed with some clubs having a good number of young competitors enjoying the sport of BMX every week, the BMXSA - RRR Series was again a great success, which is a race series that involved all metropolitan club riders on their bikes to compete at this event over 2 weeks - great preparation for our up and coming State Titles.

Every club in SA has installed their own MyLaps Timing System, so every club can utilise the timing system at every race event to improve the standard and training of all riders and monitor each and every rider's progress and training performance on an ongoing basis.

As the peak body for BMX in South Australia we on behalf of The Cove BMX Club have been successful in obtaining a State Government grant to undertake a feasibility study for the design and implementation of a UCI standard BMX Facility in South Australia. Members from the State Board, The Cove BMX Club, Happy

Valley BMX Club, the two Local Government Authorities, State Government Representatives have started the process of framing the study, BMXA has been approached and accepted in also being a member of this Committee.

BMXSA have Monthly Club President Meetings, this has improved communication direct to the clubs which in turn improves and deals with club concerns/issues straight up, Club Presidents discuss/resolve issues and this has maintained a very high level of communication regarding BMX rules and regulation at every BMX Club in SA.

Every club has increased their number of Accredited Officials, so they do not need to rely on the same people every week for assistance, and the depth of experience of training new personal making every race meeting a more enjoyable relaxed atmosphere. We are still running Officials training courses before our Series Events, this program utilising and allow all new Officials to practise and be mentored at Club, RRR and State Series events ,so we build the confidence of each and every official and using this pathway has increased awareness of the rules and regulations that govern our sport of BMX.

This has been a great positive journey, and I have communicated this message at every club to make this happen to continue the progressive pathway of Officiating across South Australia and the progress of BMX as a safe managed sport in a controlled environment.

The State has continued the Coaching Structure and over the last 12 months we have 2 X State Coaches committed to senior riders and junior riders on a structured, training program to a pathway for success. This Program involved a larger number of riders this year at all skill levels to progress and enjoy the sport of BMX.

Also running 2 x Level 1 Coaching courses and 2 x Beginner Coaches courses to develop the skill of new coaches to a minimum standard, and increase the number of coaches across SA and the depth of coaches and coaching to assist every club to continue the Coaching Pathway to excellence.

As we introduced the State Titles allocated on a rotation basis last year we have found this to be a very positive development, with every club planning there events well in advance with track and facility changes, this is allowing each and every club to progress their Tracks, Facilities, Officials and Personal to a higher standard and the enjoyment of running great well organised events with every clubs involvement.

I would personally like to thank the BMXSA Board Directors for their endless time and dedication to make it all happen, and also the Club Presidents for their ongoing commitment to our Monthly Meeting to communicate and improve the standard of BMX in South Australia.

As a State, we have moved forward and are now enjoying the Improved Standards of Officials / Coaches and still the great Friendships made throughout the State/Country and World in the BMX Arena, with a Competitive, Safe, and Fun Environment for all.

Thank You

Regards

Brent Barrett

President / SOD

BMXSA



Josh Boyton leads the pack





## BMX Tasmania Annual Report 2015

This year has seen slow but steady growth across the state with both city clubs having a restructure and working hard to revitalize the sport in there centres.

The country club is continuing to thrive with sustained growth.

Our focus this year has been to develop a coaching structure across the state this has been implemented by conducting a beginner coaching course and the participants from that course have now completed their level one and are progressing through there hourly requirements.

We will be conducting a second beginner coaching course in December; this course will be focused on creating a senior rider mentor program to be implemented in 2016.

This will take us from one level 1 coach in the state at the start of 2015 to eight level 1 coaches and at least eight beginners in December.

We are also in the early stages of an inaugural coaching camp in 2016 and the creation of a State development squad.

Our official's intake looks good for the year with a positive response to our annual level 2 course, to be held at our state titles, this course is run annually as we are required to fund a interstate assessor.

2016 Nationals appears to be another strong representation for Tasmania even after the last two years off cattle yard episodes.

Clubs are upgrading track designs to come in line with the recent nationals tracks giving Tasmanian riders a better opportunity at national level.

Overall 2015 has been a year of positive focus, growth, and development.

Matt Ellis

# BMX VIC ANNUAL REPORT 2015

## **MEMBERSHIP AND EVENT PARTICIPATION**

BMX Victoria recorded 1900 members in the recent period following the previous year of 1574, representing a 20.7% increase across the state. BMX Victoria members continue to travel several hundred at a time to all corners of the state for Open Events. The BMX Victoria Event team have been preparing for several months for the State Championships in Shepparton (November 20, 21 and 22) and are looking forward to a fantastic, smooth gala weekend for the sport.

## **FACILITIES**

BMX Victoria continues to work with member clubs in an effort to build and improve future and current track facilities around the state with local and state government support. Lobbying and support for projects at various stages include tracks across Victoria at Bacchus Marsh, Mansfield, Frankston, Oakleigh, Casey, Mill Park and Bendigo. Attaining world-class facilities for BMX remains an important focus for BMX Victoria and have adapted the Cycling Victoria Facilities Strategy 2016-2026 which caters for the future significant growth of the sport.

## **PARTICIPATION**

BMX Victoria has just been approved to develop and implement a new grassroots initiative called 'Pumped' through funding from the VicHealth Innovation Challenge. The initiative is a low-cost opportunity that utilises under-programmed council pump-tracks in several locations around Victoria utilising local coaches. The initiative targets primary-school aged children with little to no experience of BMX and looks to raise interest with a view to future club participation.

In conjunction with Cycling Victoria, BMX Victoria has recently completed the Victorian Schools Cycling Championship Series. Over 500 children attended the four zone finals in Geelong, Lilydale, Shepparton and Warrnambool and the State Final in Bendigo. These events were run by the host clubs with support from BMX Victoria and member club volunteers. Broken into Racing (BMXA member riders) and Novice riders (those without membership) the championships gave many riders their first taste of full-track BMX experience. The winning



school for the series, Moyston Primary School based near Ararat, took 23 of the schools 28 attendees to the series to race in the Novice category. The school is currently exploring the option of creation of a club in the future.

#### **ADMINISTRATION AND GOVERNANCE**

BMX Victoria is currently in the process of reviewing its 2012-2015 Strategic Plan. These reviews form the basis for the creation and implementation of the next BMX Victoria Strategic Plan to be released for 2016 and beyond. This process incorporates the entirety of BMX Victoria's operations and input is being sought from stakeholders across all of the body's operations.



# BMX Sports Western Australia

## REPORT 2014/15

2015 represented another successful year for BMX in Western Australia. From grass roots participation and membership to coaching and officiating, to entries at our State Super Series and State Championships, we have seen success across the board.

### EVENTS

Our events calendar continued with its results-proven structured 10 race State Super Series in 2015 beginning in January. Our Super Series continues to see strong entries across all age groups, in particular the mini wheelers with 15-20 at each event as well as 60-75 sprockets consistently through the year. All 9 rounds to date average over 470+ entries at each event. With the final round to go in Northam in November.

Western Australia again secured a round of the BMX Australia National Series held in March and hosted by Westside BMX Club in Balcatta. National Championships headed east to the Sleeman Sports Centre in Queensland with a number of Western Australian riders on the podium, despite the wild weather.

The Northwest Clubs continued with their series with another successful year, and East Pilbara BMX Club coming on board this year for the first time, which allowed a total of 4 rounds to be completed.

2015 State Championships moved to regional WA this year at the Bunbury BMX Club with a record number of entries topping 670+. The weekend proved to be a fantastic success with perfect weather over the 3 day event. The Club did a magnificent job with track and surrounds in pristine condition.

On a more social level, our end of years awards function will enter a new era with the event moving to Adventure World in Bibra Lake. This move will enable the event to grow and be available to more families as we had outgrown the previous venue, consistently being sold-out, with over 600 riders and their families in the past attending the ceremony. We hope this new bigger venue will attract more riders and families to celebrate the year and award the age group trophies for the Super Series.

### CLUB DEVELOPMENT

BMX Sports Western Australia, in partnership with the Department of Sport & Recreation, has continued to implement the Healthy Club Online checklist for clubs, allowing them to complete as a group and then receive a detailed report outlining each Club's strengths and weaknesses. This in turn allows the State Association and DSR to also understand where they can best assist clubs, with future planning, policies and guidelines and development.

BMXWA have also been working with the clubs in the Northwest of the state as well as Eastern Goldfields to support the development of each club's strategic and operational plans.

Of particular note we welcome back to the BMXWA family the East Pilbara BMX Club, based in Newman. A successful club in the 80's, the site lay dormant for many years until a group of very enthusiast local residents banded together to bring the club back to its former glory and beyond. They have since hoisted a round of the North West Series and should be congratulated for their hard work.

### VOLUNTEER RECOGNITION

For 2015 BMXWA continue the initiative of volunteer recognition for our Volunteers at both Club and State level. We understand that without the help of volunteers we would not be able to operate.

Club and Super Series volunteers will be recognised at the upcoming annual awards event.





### SUPER SERIES VOLUNTEERS

Volunteer duties continue to be part of the 2015 Super Series. It is fantastic to see parents and guardians taking part in their volunteer roles at BMX events. Every rider wishing to qualify for 2015 Super Series must provide a volunteer for a minimum of 2 x motos over the course of the season. A register of volunteers is kept by BMXWA. At the end of 2015 Super Series Season year all volunteer names will go into the draw to win a full year of Super Series fees paid to the value of \$200. To be drawn at Annual Awards Event. The award for 2013/14 Bryson Stewart from Woorree Park BMX Club.



Bodi Tuner (Left) & Josh Callan (Right)



## **COACHING**

With the consolidation of the Beginners Coaching course, to date we have 12 newly accredited Beginner Coaches and another course booked for late October. Some of our Beginner coaches are also aspiring to further their training by moving to the next level of becoming a BMX Level 1 accredited coach. Our aim for BMX and the clubs is to be able to have a minimum number of coaches in every club to be able to service the number of new and existing riders coming through. It is great to be able to offer all members training and coaching, as well as racing.

## **ONLINE LICENCING AND ELECTRONIC MEDIA**

With the IMG online membership licencing and event system being superseded by the new OSM system, WA Clubs have now transitioned with over 98% using the online system to become new or renewing members. BMXWA will continue to develop our online newsletters and information to all our members through the new system. With continued improvements to online eventing nominations, we have now been using an electronic version for over 4 years and have over 99% using online to register for events. Our paper nomination forms for events are almost a thing of the past. The new system has also allowed us to build volunteer job events online as part of the volunteering requirements, all volunteers can now become members and sign up prior to each event with the click of a button. This has proved a big hit already after only a few times.

With regard to the electronic media, BMXWA has continued to maintain a strong presence with Facebook as a key platform in our online and social media communications, where up to the minute information on races, links to results, videos and all things BMX locally and internationally are posted. To date we have 719 'likes' to the page which is a 46.7% increase since 2013. With over 4000 people viewing the page in the last week alone. In addition race day videos of the Super Series and State Championships are being posted via You Tube by the PerthBMX Channel.

## **ATHLETE DEVELOPMENT**

With the ongoing development of this program, we saw 9 riders being selected for the State Athlete Development Squad and 9 riders being selected for the High Performance Squad for 2014/15. Travelling to some of the events as a squad together was definitely a learning curve for all of us. Invitations to National testing camps meant some of our Athletes were able to learn and experience what it is like to train and practice at the Elite level. The BMXWA Board have also agreed to continue the support for the upcoming season of 2015/16 with both Athlete Development and High Performance squads.

In addition our riders performed admirably on the world stage in particularly our Elite riders in the UCI BMX Supercross World Cup. Lauren Reynolds had a very consistent year with an overall 9<sup>th</sup> place in the Elite Women and a best result of 3<sup>rd</sup> in Angelholm and 5<sup>th</sup> in Papendal. Meanwhile Kirsten Dellar made it to the 'show' on a couple of occasions - notably finishing 5<sup>th</sup> in her semi-final at Angelholm, Sweden. WA was also represented in the Elite Men with Brad Game continuing his strong form in the past two seasons, also making the show in Angelholm, Sweden. Brad Game and Rachelle Smith were also selected along with Lauren Reynolds to represent Australia at the World Championships in Zolder, Belgium.

## **BMX MINI WHEELERS**

BMX Mini-Wheelers are continuing to achieve great success at clubs and refinement of the format has seen this grow to a legitimate class in all clubs throughout the state. To date WA has approximately 240 registered mini wheelers, some participating in rounds of the Super Series and also featured at the State Championships at Bunbury. Of note is the specially designed mini-wheeler start gate which holds 4 riders and comes complete with a foot controlled starting mechanism.



## BMXA 2015 Annual Report - Media

During the past 12-months Sports Communication Australia (SCA) has completed its first full year as BMX Australia's (BMXA) Media and PR consultant.

The main roles of SCA, on behalf of BMXA, during 2015, were to report on BMXA organised and contested events, promote the sport via traditional and social media channels, including providing content for *The Dirt*, and plan a future communications direction for BMXA.

Over the last 12 months SCA has been able to provide all of these key roles as well as directing BMXA and its stakeholders on crisis management, media strategy and content marketing strategy.

SCA also, via managing director Dave Lyall, provided comprehensive on-site coverage of the 2015 UCI BMX World Championships in Belgium, servicing the BMX fraternity in Australia with up-to-the-minute info like never before, whilst keeping Australian media abreast of developments before, during and after the championships. Our social media statistics alone saw us with almost 300,000 impressions during the week of the event.

SCA has and will continue to actively engage local and regional 'grass roots' media outlets as our core target areas to ensure long-term relationships build into sustained media coverage of our sport. We have seen significant success in this area over the last 12 months with stronger engagement from 'grass roots' media than ever before.

Other highlights and areas that SCA has focussed on in the last 12 months include:

- Continued growth of the "BMX Family" tagline and key messages
- A national campaign around National Sign On Day
- Continued increase of content and updating of the BMXA website and social media platforms including a growth of BMXA's social media accounts
- Increased profiling of BMXA athletes, including the Development Academy
- Continued media education and relationship building with media about the sport of BMX
- National television and radio news stories
- National television programs and interviews including Today Show, Wide World of Sports and Totally Wild
- Print and online coverage in all major metro newspapers
- The development of a Media Kit that can be used by BMXA, State associations and clubs
- Working with BMXA's external film production company to provide timely news content at major domestic events
- Providing the BMXA board with strategy papers on "BMX Australia

Rebranding”, “2015/16 BMXA MarComms Plan” and a “2016 Video Production Proposal”.

The outcomes of these areas of concentration by SCA have resulted in continued strong media coverage for the sport of BMX and its riders and other stakeholders with mainstream news coverage in print, radio, online and television.

SCA has and will continue to report on all BMXA events and competitions as well as the national teams

SCA would like to acknowledge the support of the Board and staff of BMXA, the national coaching and management staff and the riders on the national teams.

We look forward to continuing our association BMXA into 2016 and beyond.

Dave Lyaal  
Managing Director  
Sports Communication Australia



Young Miniwheeler crosses the line



Lauren Reynolds in action during the Oceania Championships



## NATIONAL SERIES OVERALL RESULTS

RND 1&2 NERANG, QLD | 3&4 SHEPPARTON, VIC | 5&6 WESTSIDE, WA | 7&8 CAIRNS, QLD | 9 CHANDLER, QLD

### CHAMPBIKX

#### 14 GIRLS

1. ASHLEE MILLER NSW 1800
2. FELICIA THOMAS ACT 1400
3. MOLLY MCGILL QLD 1360
4. LORSYN AFFOO QLD 1320
5. LEAH HEARNE ACT 1140
6. SIENNA DAVIES QLD 860
7. ELLIE ASCOLI NT 800
8. TENNIELE BOTFIELD QLD 490

#### 14 BOYS

1. DECLAN JAEHNE NSW 1560
2. ETHAN PARTRIDGE VIC 1480
3. COOPER TYE SA 1290
4. DYLAN BENNETTS WA 1260
4. WADE MUNDIE QLD 1260
6. HARRY PHILLIPS QLD 1130
7. BRADLEY SHAYLOR NSW 995
8. HARVEY DALE VIC 800

#### 15 GIRLS

1. SHELBY GREEN QLD 1710
2. MIKAYLA ROSE ACT 1680
3. IESHA ANDERSON VIC 1330
4. TENILLE SPENCER QLD 1280
5. COURTNEY STEVENSON QLD 905
6. KAYLEIGH MITCHELL NT 665
7. TANAEU DARKER QLD 480

#### 15 BOYS

1. RILEY CARTER WA 1450
2. IZAAC KENNEDY QLD 1390
3. STEVE WAKEHAM NSW 1340
4. NATHANIEL RODWAY NSW 1280
5. RONAN WEBER QLD 1210
6. JOEL FLOWER WA 1200
7. BEN SPRATT QLD 1065
8. JACK TERRY QLD 1000

#### 16 GIRLS

1. SAYA SAKAKIBARA NSW 1800
2. SARA JONES QLD 1560
3. DION BROMLEY QLD 1320
4. GRACE GALLEY VIC 1160
5. CAITLIN GRIGG QLD 1040
6. JAYDE FREEMAN NT 870
7. MADISON SCRIBA QLD 800
8. SOPHIE ROSA SA 500

#### 16 BOYS

1. JOSHUA BOYTON QLD 1690
2. JOSHUA JAMES QLD 1360
3. JAMES TAIT VIC 1250
4. KYLE JAEHNE NSW 1210
5. KYLE GREEN WA 1180
6. LIAM VITALE QLD 1150
7. JAYDEN FLEMING NZL 1110
8. TRENT SKINNER QLD 980

#### CHALLENGE

##### 17+ WOMEN

1. LACEY OLIVER QLD 1740
2. AIRLIE GOODEN WA 1480
3. ANTONIA RICKETT VIC 1360
4. KISHANI GREEN WA 1340
5. ALISHA MILLAR VIC 1080

##### 17-29 MEN

1. BEAU PRATT QLD 1740
2. JOSHUA NASH QLD 1320
3. BENJAMIN BULLEN-ASLIN NSW 740

##### 30+ MASTERS

1. LEVI COLLINS VIC 1650
2. SIMON ANDERSON VIC 1430
3. JADE MCPHERSON WA 1190
4. ANTHONY BORK QLD 1175
5. WILLIAM CELIS WA 460
6. PAUL DRURY QLD 355

#### PROBIKX

##### WOMEN JUNIOR

1. ZOE FLEMING NZL 1680
2. RACHELLE SMITH WA 1460
3. TYLER-LEA THORLEY QLD 1290
4. GEMMA-LEE THOMAS NSW 1210
5. AISLYNN WEBER QLD 1190
6. TAHLIA WALDRON VIC 1020
7. JESSICA LATHWELL WA 590
8. GILLIAN ANDERSON-FOX NSW 420

#### MEN JUNIOR

1. BRANDON TE HIKO VIC 1650
2. SHANE ROSA SA 1460
3. JOSHUA MCLEAN VIC 1290
4. CONNOR PRATT QLD 1220
5. JYE HOMBSCH QLD 1180
6. LACHLAN HARVEY QLD 1160
7. HAYDEN FLETCHER VIC 1140
8. WADE TURNER VIC 1015

#### WOMEN ELITE

1. LAUREN REYNOLDS WA 1590
2. CAROLINE BUCHANAN ACT 1580
3. SARAH HARVEY QLD 1320
4. MELINDA MCLEOD QLD 1260
5. RACHEL JONES NSW 1190
6. ASHLEIGH GUNN QLD 870
7. HARRIET BURBIDGE-SMITH ACT 300

#### MEN ELITE

1. BODI TURNER VIC 1710
2. JOSHUA CALLAN VIC 1370
3. COREY FRIESWYK QLD 1170
4. MAX CAIRNS VIC 1120
5. KAI SAKAKIBARA NSW 920
6. ALEX CAMERON NSW 865
7. BRADLEY GAME WA 820
8. MATTHEW WILLOUGHBY SA 800





## WORLD CHAMPIONSHIPS

ZOLDER, BELGIUM

### JUNIOR ELITE WOMEN TT

1. AXELLE ETIENNE FRA
2. RUBY HUISMAN NED
3. NATALIA AFREMOVA RUS
4. SVETLANA ADMAKINA RUS
5. DAINA TUCHSCHERER CAN
6. REBECCA PETCH NZL
7. LOUANNE JUILLERAT SUI
8. MARGOT HETMANCZYK FRA

### JUNIOR ELITE MEN TT

1. **SHANE ROSA AUS**
2. **BRANDON TE HIKO AUS**
3. COLLIN HUDSON USA
4. EXEQUIEL TORRES ARG
5. ALEX TOUGAS CAN
6. ROMAIN RACINE FRA
7. PADDY SHARROCK GBR
8. LIAM WEBSTER GER

### ELITE WOMEN TT

1. MARIANA PAJON COL
2. ALISE POST USA
3. SARAH WALKER NZL
4. LAURA SMULDERS NED
5. STEFANY HERNANDEZ VEN
6. BROOKE CRAIN USA
7. ELKE VANHOOF BEL
8. MAGALIE POTTIER FRA

### ELITE MEN TT

1. JORIS DAUDET FRA
2. NIEK KIMMANN NED
3. CONNOR FIELDS USA
4. **SAM WILLOUGHBY AUS**
5. LIAM PHILLIPS GBR
6. EDZUS TREIMANIS LAT
7. RAYMON VAN DER BIEZEN NED
8. JARED GARCIA USA

### WOMEN JUNIOR

1. AXELLE ETIENNE FRA
2. SVETLANA ADMAKINA RUS
3. KELSEY VAN OGLE USA
4. ALEXANDRA TERESHKINA RUS
5. RUBY HUISMAN NED
6. LOUANNE JUILLERAT SUI
7. KARO VERTESEN BEL
8. DORTE BALLE DEN

### MEN JUNIOR

1. EXEQUIEL TORRES ARG
2. COLLIN HUDSON USA
3. ROMAIN RACINE FRA
4. **BRANDON TE HIKO AUS**
5. CODI MERITO NZL
6. KOEN VAN DER WIJST NED
7. MATHIS RAGOT RICHARD FRA
8. JUSTIN KIMMANN NED

### WOMEN ELITE

1. STEFANY HERNANDEZ VEN
2. **CAROLINE BUCHANAN AUS**
3. SIMONE CHRISTENSEN DEN
4. BROOKE CRAIN USA
5. LAURA SMULDERS NED
6. ANETA HLADIKOVA CZE
7. FELICIA STANCIL USA
8. ALISE POST USA

### MEN ELITE

1. NIEK KIMMANN NED
2. JELLE VAN GORKOM NED
3. DAVID GRAF SUI
4. CARLOS MARIO OQUENDO ZABALA COL
5. LIAM PHILLIPS GBR
6. RAYMON VAN DER BIEZEN NED
7. **SAM WILLOUGHBY AUS**
8. **ANTHONY DEAN AUS**

## UCI BMX WORLD CHAMPIONSHIPS

### ZOLDER, BELGIUM

#### 12 & UNDER CRUISER BOYS

1. JIMMY JANSEN NED
2. MARC ROMAN MARTINEZ ESP
3. JACK BAKKEN USA

#### 4. PATRICK BOGNAR AUS

5. JAYMIO BRINK NED
6. SEPPE LAENEN BEL
7. ANDRES FELIPE PEREZ COL
8. DAVID SZELL GER

#### 13 & 14 CRUISER BOYS

1. PIETER VAN LANKVELD NED
2. JUAN CAMILO RAMIREZ COL
3. ROMAN JAWORSKY USA
4. HUNTER BROWN USA
5. BRAXTON ELSER USA
6. NATHAN WOOD GBR
7. CAILEN CALKIN NZL
8. TATYAN LUI HIN TSAN FRA

#### 15 & 16 CRUISER BOYS

1. GAUTIER JUNG FRA
2. RAPHAEL PAYET FRA
3. KILIAN BUTHOD VILLIEN FRA
4. HARLEY TAYLOR GBR

#### 5. JAMES TAIT AUS

6. GUILHERME RIBEIRO BRA
7. CEDRIC BUTTI SUI

#### 8. TRENT SKINNER AUS

#### 16 & UNDER CRUISER GIRLS

1. OLIVIA ARMSTRONG USA
2. JESSIE SMITH NZL
3. MARION TORRES FRA
4. MARIA CAMILA RESTREPO COL
5. LAUREN COETZEE RSA
6. CAYLEIGH VAN STAALDUINEN CAN

#### 7. CELESTE BARR AUS

8. MANUELA MAZO COL

#### 17-24 CRUISER MEN

1. EDUARDO REZENDE BRA
2. BENJAMIN SANNIER FRA
3. KEVIN SANCHEZ PEREZ ESP
4. MAIK AERTS NED
5. OLIVER CUTMORE GBR
6. HUGO DUVAL FRA
7. CHARLY OMONT FRA
8. MARCO MUFF SUI

#### 17-29 CRUISER WOMEN

1. TESSA GEERLING NED
2. ANNEMARIJNE MOHLMANN NED
3. CAMILLE FONTAINE FRA
4. CATHERINE SOUCAZE FRA
5. LOTTE FILSO DEN
6. TAMAR VEDDER NED
7. MAURANE FRANCOIS FRA
8. ANNE MOKKINK NED

#### 25-29 CRUISER MEN

1. KEVIN VAN DER LINDE NED
2. JORDY AGUES NED
3. KANE HERBERT RSA
4. NICOLAS ABOUDAI FRA
5. PIERRE YVES BROCHARD FRA
6. ADAM COKER NZL
7. WILLY QUEYREL FRA
8. KEVIN VAN BENTHEM NED

#### 30 & OVER CRUISER WOMEN

##### 1. SARSHA HUNTINGTON AUS

2. JEANETTE DAVIES NZL
3. ASTRID DELESCLOSE FRA
4. VIRGINIA LINGHAM USA
5. TESS BATES NZL
6. ANNE PRAUD FRA
7. MORGANE DELESCLOSE FRA
8. KIM BATSFORD GBR

#### 30-34 CRUISER MEN

1. KELVIN BATEY IRL

2. RICK VAN DEN DIKKENBERG NED
3. KEVIN DELPORTE FRA
4. RAUL RUIZ ASTORGA BOL
5. QUENTIN DELESCLOSE FRA
6. TERENCE TORNABENE FRA
7. JULIEN MARIE FRA
8. JONATHAN ROY FRA

#### 35-39 CRUISER MEN

1. DORUS BRINK NED
2. MICKAEL DELDYCKE FRA
3. MARTIAL PIERRU FRA
4. JUNNY BREJITA NED
5. BRYAN ELISABETH ARU
6. ERICH GRABICHLER GER
7. ARNAUD CADORET FRA
8. ADAM BUDAY HUN

#### 40-44 CRUISER MEN

1. RICHARD VAN ZOMEREN NED
2. YANN GAY FRA
3. JEAN RENAUD DUCOS DE LAHITTE FRA
4. NICOLAS TARIS FRA
5. ANDREW SHAW GBR
6. CHRISTOPHE TARDIVET FRA
7. JOHN PFEIFFER USA
8. JURGEN SCHELLING AUT

#### 45 & OVER CRUISER MEN

1. DAVID BARON FRA
2. DOMINGOS LAMMOGLIA BRA
3. VLADIMIR ARANCE LOPEZ ESP
4. JON MOORE GBR
5. RICHARD BARRETT GBR
6. GERBEN DORLAND NED
7. SCOTT MORELAND USA
8. PAUL LUTTRELL NZL



## UCI BMX SUPERCROSS WORLD CUP

## MANCHESTER (GBR)

## MEN

1. LIAM PHILLIPS GBR
2. AMIDOU MIR FRA
3. NICHOLAS LONG USA
4. EDZUS TREIMANIS LAT
5. JORIS DAUDET FRA
6. TRE WHYTE GBR
7. TWAN VAN GENDT NED
8. **SAM WILLOUGHBY AUS**

## WOMEN

1. **CAROLINE BUCHANAN AUS**
2. ALISE POST USA
3. STEFANY HERNANDEZ VEN
4. MARIANA PAJON COL
5. NATALIA SUVOROVA RUS
6. MERLE VAN BENTHEM NED
7. DANI GEORGE USA
8. BROOKE CRAIN USA

## PAPENDAL (NED)

## MEN

1. NIEK KIMMANN NED
2. **SAM WILLOUGHBY AUS**
3. JELLE VAN GORKOM NED
4. **ANTHONY DEAN AUS**
5. CM OQUENDO ZABALA COL
6. RENATO REZENDE BRA
7. QUENTIN CALEYRON FRA
8. JORIS DAUDET FRA

## WOMEN

1. MARIANA PAJON COL
2. FELICIA STANCIL USA
3. STEFANY HERNANDEZ VEN
4. **CAROLINE BUCHANAN AUS**
5. **LAUREN REYNOLDS AUS**
6. SIMONE CHRISTENSEN DEN
7. ALISE POST USA
8. MERLE VAN BENTHEM NED

## ANGELHOLM (SWE)

## MEN

1. LIAM PHILLIPS GBR
2. **BODI TURNER AUS**
3. **SAM WILLOUGHBY AUS**
4. NIEK KIMMANN NED
5. CM OQUENDO ZABALA COL
6. CORBEN SHARRAH USA
7. CONNOR FIELDS USA
8. TRENT JONES NZL

## WOMEN

1. ALISE POST USA
2. FELICIA STANCIL USA
3. **LAUREN REYNOLDS AUS**
4. STEFANY HERNANDEZ VEN
5. DANI GEORGE USA
6. MARIANA PAJON COL
7. LAETITIA LE CORGUILLE FRA

## SANTIAGO DEL ESTERO (ARG)

## MEN

1. LIAM PHILLIPS GBR
2. **ANTHONY DEAN AUS**
3. NIEK KIMMANN NED
4. DAVID GRAF SUI
5. JELLE VAN GORKOM NED
6. ALFREDO CAMPO ECU
7. CONNOR FIELDS USA
8. TORY NYHAUG CAN

## WOMEN

1. MARIANA PAJON COL
2. STEFANY HERNANDEZ VEN
3. ALISE POST USA
4. **CAROLINE BUCHANAN AUS**
5. BROOKE CRAIN USA
6. SARAH WALKER NZL
7. LAURA SMULDERS NED
8. **LAUREN REYNOLDS AUS**

## ROCK HILL (USA)

## MEN

1. MARIS STROMBERGS LAT
2. TORY NYHAUG CAN
3. CONNOR FIELDS USA
4. AMIDOU MIR FRA
5. **ANTHONY DEAN AUS**
6. LIAM PHILLIPS GBR
7. NIEK KIMMANN NED
8. JORIS DAUDET FRA

## WOMEN

1. MARIANA PAJON COL
2. STEFANY HERNANDEZ VEN
3. LAURA SMULDERS NED
4. SIMONE CHRISTENSEN DEN
5. BROOKE CRAIN USA
6. **CAROLINE BUCHANAN AUS**
7. DANI GEORGE USA
8. ALISE POST USA

## SERIES RANKINGS

## MEN

1. LIAM PHILLIPS GBR 1865
2. NIEK KIMMANN NED 2735
3. AMIDOU MIR FRA 3610
4. CONNOR FIELDS USA 4600
5. **ANTHONY DEAN AUS 5595**
6. **SAM WILLOUGHBY AUS 6575**
7. CM OQUENDO ZABALA COL 7530
8. JELLE VAN GORKOM NED 8490

## WOMEN

1. MARIANA PAJON COL 1965
2. STEFANY HERNANDEZ VEN 2875
3. ALISE POST USA 3825
4. **CAROLINE BUCHANAN AUS 4760**
5. FELICIA STANCIL USA 5670
6. **LAUREN REYNOLDS AUS 6585**
7. DANI GEORGE USA 7585
8. BROOKE CRAIN USA 8575

## UCI BMX WORLD CHAMPIONSHIPS

### ZOLDER, BELGIUM

#### 5-6 BOYS

1. **AIDEN TILLOTSON AUS**

2. MASON COTTER USA

3. MATS DE RIDDER BEL

4. **FRASER VAUGHAN AUS**

5. DEON GOORMAN NED

6. MARKUSS DOMORACKIS LAT

7. JULES KASPER SUI

8. ROCCO SOMERVILLE GBR

#### 5-7 GIRLS

1. ELSA RENDALL TODD GBR

2. **VADA BOTFIELD AUS**

3. MICAH PRITCHARD GBR

4. LUCY SIMPSON GBR

5. FREIA CHALLIS GBR

6. LUIZE POMMERE LAT

7. ESME BROOK GBR

8. MAXIME BREUGELMANS BEL

#### 7 BOYS

1. **BAILEY MILLS AUS**

2. SEBASTIAN ORDONEZ BOL

3. **CAMERON GATT AUS**

4. MYLES WILDBORE GBR

5. **BENJAMIN SCHRAMM AUS**

6. JERONIMO RODRIGUEZ COL

7. RIHARDS LAIMITE LAT

8. GABE SIMPSON GBR

#### 8 GIRLS

1. FORONDA NICOLLE COL

2. LUCY HUTT GBR

3. **PORTIA EDEN AUS**

4. LILY GREENOUGH NZL

5. JULIE VRANKEN BEL

6. LUNA LOUWERSE NED

7. **ABI ASMUS AUS**

8. LARISSA CABRAL GARCIA ESP

#### 8 BOYS

1. TAYLOR HUNT GBR

2. KRISTERS APELS LAT

3. AXL BOSCH BEL

4. JUAN JOSE ARANGO COL

5. EMILS ALLERS LAT

6. SAM CANNON NZL

7. RALPH GRIMMETT GBR

8. MADDOX VAN DEENE NED

#### 9 GIRLS

1. BETSY BAX GBR

2. SACHA EARNST NZL

3. **SACHA MILLS AUS**

4. PAULA KIBARE LAT

5. TAYLA ROBERTSON AUS

6. PAULA ZAVINSKA LAT

7. EMMA SZEKELY BEL

8. DEMI NIEUWENKAMP NED

#### 9 BOYS

1. TY BEADLE USA

2. WYATT STEVENS-MCNAB NZL

3. **JOSHUA JOLLY AUS**

4. JAKUB CIDLINSKY CZE

5. NEO TIELENS BEL

6. GIANNI TERRYIN BEL

7. FEDERICO ARIEL CAPELLO ARG

8. NIELS APPERMONT BEL

#### 10 GIRLS

1. LEILA WALKER NZL

2. MANUELA MUNOZ COL

3. SILVANA MUNOZ COL

4. LISSI VAN SCHIJNDEL NED

5. NAGISA AZAMI JPN

6. **SOPHIE CRAIG AUS**

7. **ISABELLA SCHRAMM AUS**

8. **SOPHIA ASMUS AUS**

#### 10 BOYS

1. **THOMAS TUCKER AUS**

2. MARCO VOGEL USA

3. **CALLUM HOWARTH AUS**

4. KILLIAN JARLIER FRA

5. ENZO LECLERC FRA

6. JUAN ESTEBAN ANGULO COL

7. JAN KRAUS NED

8. BAPTISTE VEAUX FRA

#### 11 GIRLS

1. KJELLE POETS BEL

2. LEA BRINDJONC FRA

3. AIKO GOMMERS BEL

4. MEGAN WILLIAMS NZL

5. CHLOE GREENWOOD BEL

6. EMILY HUTT GBR

7. LAURINE CROZET FRA

8. EMMA JEFFERS GBR

#### 11 BOYS

1. **TYSON KENNY AUS**

2. LACHLAN STEVENS-MCNAB NZL

3. JAYMIO BRINK NED

4. CONNOR DEFRAIN USA

5. WANNES MAGDELIJNS BEL

6. SOLAL PIERI FRA

7. FILIB STEINER SUI

8. BO PIEPERS NED

#### 12 GIRLS

1. MIA CHRISTENSEN DEN

2. VALENTINA VELASQUEZ COL

3. MARIANE BELTRANDO FRA

4. ESJA SHRIVER USA

5. CHLOE BREHIN FRA

6. **SHANNON PETRE AUS**

7. RUBY LAIDLAW NZL

8. LAUREN ANYON

#### 12 BOYS

1. GIANNI ANTONIO DADDONA ARG

2. **JESSE ASMUS AUS**

3. LUKE SHRIEVER GBR

4. RICCARDO RIZZARDI ITA

5. BENNETT GREENOUGH NZL

6. JIMMY JANSEN NED

7. LOUISON ROUSSEAU FRA

8. MATHIS LOUET FRA

#### 13 GIRLS

1. **DES'REE BARNES AUS**

2. JUI YABUTA JPN



3. MARTHE GOOSSENS BEL
4. MCKENZIE GAYHEART USA
5. MONIQUE VAN DER VALK NED
6. EMILY ORENA GBR
7. MALENE KEJLSTRUP DEN
8. IMOGEN HILL GBR

#### 13 BOYS

1. RYAN MARTIN GBR
2. TRISTAN BOREL SUI
3. JERON BRESCHAN SUI
4. RONALDS RITINS LAT
5. CONNOR TERBLANCHE RSA
6. ANAIA ISTIL FRA

#### 7. *KIRK CLEAVEN AUS*

8. DAYAN DUBOIS SUI

#### 14 GIRLS

1. JESSIE SMITH NZL
2. KALY HARCOURT NZL
3. JORDAN SCOTT USA

#### 4. *LORSYN AFFOO AUS*

5. SAM VAN OSS NED
6. INDY SCHEEPERS NED

#### 7. *ASHLEE MILLER AUS*

8. ELISKA BARTUNKOVA CZE

#### 14 BOYS

1. ROSS CULLEN GBR
2. ALEXIS BONNAY FRA
3. BART VAN BEMMELEN NED
4. REINO LIEPINS LAT
5. PIETER VAN LANKVELD NED
6. THIBAUT DAPRELA FRA
7. DAHVIN CHILDS USA
8. HAYDEN ROBINSON USA

4. KANAMI TANNO JPN
5. CHARLOTTE MOROT FRA
6. MATHILDE BERNARD FRA
7. MORGANE MARTINEZ FRA
8. AVRIANA HEBERT CAN

#### 15 BOYS

#### 1. *NATHANIEL RODWAY AUS*

2. GAUTIER JUNG FRA
3. KILIAN BURKHARDT SUI
4. RUNE DEBURCHGRAEVE BEL
5. CARLOS ZULUAGA COL
6. TINO POPMA NED
7. BAPTISTE VIEILLARD FRA
8. UGO NAVARRO FRA

#### 16 GIRLS

1. SAYA SAKAKIBARA JPN
2. KATURAH DAVIDSON GBR
3. BLAINE RIDGE-DAVIS GBR
4. VINETA PETERSONE LAT
5. WIETSKE BLOEMHOF NED
6. MARION TORRES FRA

#### 7. *DION BROMLEY AUS*

8. PAOLA SANTOS BRA

#### 16 BOYS

1. AXEL WEBSTER GER
2. KILIAN BUTHOD VILLIEN FRA
3. GIL BRUNNER SUI
4. MIKUS STRAZDINS LAT
5. NICK VANDEPUT BEL
6. CEDRIC BUTTI SUI
7. DYLAN EGGAR RSA

#### 8. *JOSHUA BOYTON AUS*

#### 17-24 MEN

1. PATRICK ETIENNE FRA
2. GRANT HILL GBR
3. STIJN NOUWEN NED
4. KENTIN MIROIR FRA
5. BENJAMIN SANNIER FRA

2. CALUM STRICKLAND GBR
3. MIKE KALTOFT DEN
4. ADAM COKER NZL
5. THONY GENET FRA
6. KEVIN VAN DER LINDE NED

7. EVAN STEINBERG USA

#### 8. THEIS NORDKVIST DEN 30 & OVER MEN

1. CHARLY GAILLARD FRA
2. KRISTAPS OZOLINS LAT
3. MARTIAL PIERRU FRA
4. RAUL RUIZ ASTORGA BOL
5. ALAN HILL GBR
6. ZOLTAN BUDAY HUN
7. JEAN RENAUD DUCOS DE LAHITTE FRA

8. TYRONE JOHNS RSA

#### 17 & OVER WOMEN

1. TESSA GEERLING NED
2. SAMANTHA BROWN USA
3. ELLEN JACOBS NED
4. CATHERINE SOUCAZE FRA
5. TAMAR VEDDER NED
6. JANE REACQ NED
7. KRISTEN LONG USA
8. CAROLINE HINDMO SWE

#### 30 & OVER MASTERS

1. KELVIN BATEY IRL
2. MORTEN THERKILDSEN DEN
3. MICKAEL LE CANN FRA
4. KIM ERIK LARSEN NOR
5. KEVIN DELPORTE FRA
6. BRYAN ELISABETH ARU
7. CRISTIAN BECERINE ARG
8. DORUS BRINK NED

#### 15 GIRLS

1. LEA FOUCHARD FRA
2. YENTL NIJS BEL
3. OLIVIA ARMSTRONG USA

6. CAMERON MOORE USA
7. JONATHAN RICOURE FRA
8. SEBASTIAN ASLAKSRUD NOR

#### 25-29 MEN

1. JORDY AGUES NED



## NATIONAL CHAMPIONS

CHANDLER, QLD

### 8-10 CRUISER GIRLS

1. ISABELLA SCHRAMM QLD
2. SOPHIE CRAIG NSW
3. CHLOE GIBBONS QLD
4. CHELSEA MCLEOD QLD
5. TEYA RUFUS QLD
6. CATHERINE CARTER NT
7. SIENNA WALKER QLD
8. CHARLOTTE NASH QLD

### 8-10 CRUISER BOYS

1. THOMAS TUCKER QLD
2. CALLUM HOWARTH QLD
3. IAN ORR NT
4. SONNY EASTER NSW
5. BILL WOODWARD QLD
6. BENJAMIN CASTLE QLD
7. CALEB NANCARROW QLD
8. JACK WEISE QLD

### 11-12 CRUISER GIRLS

1. MICKAYLA PERKINS NT
2. RAYNA ANESBURY SA
3. ANNALECE MENGEL QLD
4. IMOGEN SWEATMAN QLD
5. TAHLIA MARSH NSW
6. ZOE COOPER NSW
7. ALYSSA CHERRIE QLD
8. SHANNON PETRE QLD

### 11-12 CRUISER BOYS

1. RORY MCNAMARA NSW
2. PATRICK BOGNAR VIC
3. JYE FURNER NSW
4. MORGAN SEWARD NSW
5. JOEL MARSH SA
6. JORDAN CALLUM WA
7. FLYNN COOPER VIC
8. HARRISON DAVIS NSW

### 13-14 CRUISER GIRLS

1. FELICIA THOMAS ACT
2. PHOEBE WALLEN VIC
3. KIANA BOTFIELD QLD
4. SIENNA DAVIES QLD
5. ELLIE ASCOLI NT
6. LEAH HEARNE ACT
7. STACEY BROWN NSW
8. NATALIE PETTETT ACT

### 13-14 CRUISER BOYS

1. HARRY PHILLIPS QLD
2. COOPER DONNELLY WA
3. MITCHELL HANNAN QLD
4. ETHAN BOWDEN QLD
5. WESLEY MATHERS QLD
6. KIRK CLEAVEN NSW
7. COREY TAYLOR WA
8. DYLAN BENNETTS WA

### 15-16 CRUISER GIRLS

1. DION BROMLEY QLD
2. CELESTE BARR QLD
3. CAITLIN GRIGG QLD
4. ERIN MCNAMARA NSW
5. HAIDEE LEE WHITTLE QLD
6. JADE HANSEN WA
7. COURTNEY STEVENSON QLD
8. MADISON SCRIBA QLD

### 15-16 CRUISER BOYS

1. TRENT SKINNER QLD
2. JAMES TAIT VIC
3. RONAN WEBER QLD
4. RYAN YORK-MORRIS NT
5. JOEL FLOWER WA
6. NICHOLAS MARSH NSW
7. CODY FOX NSW
8. RILEY CARTER WA

### 17-24 CRUISER WOMEN

1. GEORGIA MAVIN NSW
2. KIRSTY-LEIGH CAIRNS ACT
3. KAITLYN READ QLD
4. RACHEL HALL QLD
5. TEZZINA MEARS NSW
6. CHEYANNE ELLIS TAS
7. SAM YOUNG QLD

### 17-24 CRUISER MEN

1. BRANDON MAY VIC
2. CONNOR HALL QLD
3. CASEY JAMES QLD
4. REECE ELLIS TAS
5. MICHAEL WILLIAMS VIC
6. CAMBEL BLACK QLD
7. REID CLOUGH NSW
8. BEAU PRATT QLD

### 30-34 CRUISER WOMEN

1. SARSHA HUNTINGTON QLD
2. MANDIE MORGAN (25-29WCR) VIC
3. TANYA THIELE (25-29WCR) QLD
4. BAYLEY WRIGHT (25-29WCR) QLD
5. CHANTELE DAVIES (25-29WCR) QLD
6. EMMA-LEE DELLAR WA
7. NATASHA RUPERT QLD

### 30-34 CRUISER MEN

1. LUKE PRETLOVE VIC
2. DANIEL BAIN QLD
3. LUKE MARSH QLD
4. NATHAN COUZIN NSW
5. OWEN DOUGLAS (25-29MCR) NSW
6. MARC TILLOTSON QLD
7. JOSH HANLY QLD
8. MICHAEL YOUNG (25-29MCR) QLD

### 35-39 CRUISER WOMEN



1. JACLYN WILSON VIC
2. KIZZY ANNE WADDELL WA
3. MELANIE GIBSON NSW
4. JULIA BOTFIELD QLD
5. SANDRA MCPHEE QLD
6. VANESSA HOUNSELL QLD
7. ALISON MACKRILL QLD
8. DANIELLE LAWRENCE NT

**35-39 CRUISER MEN**

1. KAMAHL LORD SA
2. ROBERT SLATTER VIC
3. MATTHEW MOORE NSW
4. MICHAEL CARRUTHERS NSW
5. RICKY FOX NSW
6. MALCOLM YEARDLEY WA
7. CHRIS DIXON QLD
8. LUKE BARNES QLD

**40-44 CRUISER WOMEN**

1. CHELSEY KEY SA
2. TINA BLACK QLD
3. LETITIA WEATHERHEAD QLD
4. LISA HANSEN WA
5. TINA CREBER NT
6. NICOLE ORR QLD
7. TIANNE PITSTOCK NSW
8. REBECCA SMITH SA

**40-44 CRUISER MEN**

1. SIMON ANDERSON VIC
2. BRETT SCRUSE NSW
3. JADE MCPHERSON WA
4. WAYNE GREEN WA
5. BRETT HALTER QLD
6. JOHN COBBY SA
7. TOM MCCLELLAN QLD
8. SCOTT STRINGER NSW

**45-49 CRUISER WOMEN**

1. SANDY CAMERON NSW
2. CAROLINE SOBOTKA VIC
3. TONI GILL WA

4. JENNY GIUDICE NSW
5. ROSANNE CRUICKSHANKS SA
6. PENNY BUSH (50+WCR) NSW
7. IRENE MARKEE (50+WCR) NSW
8. NARELLE FALKENHAGEN (50+WCR) QLD

**45-49 CRUISER MEN**

1. BRETT BARNES NSW
2. CHRIS PRATT QLD
3. STEVE EWART QLD
4. CRAIG WALCZUK VIC
5. JASON EECEN NT
6. DAVID ELMS QLD
7. JOHN WIGHT QLD
8. BRAD PRESTWIDGE QLD

**50+ CRUISER MEN**

1. PETER RICE VIC
2. PAUL ANDREWS WA
3. BRETT SWIFT QLD
4. PATRICK O'CALLAGHAN TAS
5. CRAIG HALL QLD
6. BUTCH BROOMFIELD QLD
7. TONY CARR QLD
8. WAYNE PORTER QLD

## NATIONAL CHAMPIONS

CHANDLER, QLD

### WOMEN JUNIOR

1. TYLER-LEA THORLEY  
QLD
2. CLARE MCNAMARA  
NSW
3. RACHEL GASKIN WA
4. JESSICA LATHWELL  
WA
5. TAHLIA WALDRON VIC
6. GILLIAN ANDERSON-  
FOX NSW
7. MERCEDEZ  
HARDCASTLE QLD
8. GEMMA-LEE THOMAS  
NSW

### MEN JUNIOR

1. BRANDON TE HIKO VIC
2. SHANE ROSA SA
3. JOSHUA MCLEAN VIC
4. HAYDEN FLETCHER  
VIC
5. BROCK GRIFFITHS  
NSW
6. JYE HOMBSCH QLD
7. MATTHEW WHITE VIC
8. JAYCE CUNNING QLD

### WOMEN ELITE

1. CAROLINE BUCHANAN  
ACT
2. MELINDA MCLEOD QLD
3. RACHEL JONES NSW
4. SARAH HARVEY QLD

5. LEANNA CURTIS NSW
6. ASHLEIGH GUNN QLD
7. HARRIET BURBIDGE-  
SMITH ACT
8. LAUREN REYNOLDS  
WA

### MEN ELITE

1. COREY FRIESWYK QLD
2. ALEX CAMERON NSW
3. JOEY GRAHAM WA
4. MATTHEW JUSTER NT
5. KAI SAKAKIBARA NSW
6. BODI TURNER VIC
7. ANTHONY DEAN SA
8. SAM WILLOUGHBY SA



## NATIONAL CHAMPIONS

CHANDLER, QLD

**8 GIRLS**

1. PORTIA EDEN QLD
2. RENA COLMAN-SAVAGE QLD
3. SIERRA EBERT QLD
4. TE MAHIA ONEKAWA QLD
5. VALENCIA STEVIS NSW
6. JAZMINE DALLI VIC
7. KENNEDY THORPE WA
8. ABI ASMUS QLD

**8 BOYS**

1. ASHTON PACE NSW
2. BENAIH RICHARDS QLD
3. ASHTON KENNY QLD
4. CALLUM WOODBURY QLD
5. LUKE WHITE WA
6. OLIVER GEANY NSW
7. BLAKE MAY VIC
8. BEAU MCLEOD SA

**9 GIRLS**

1. MIA WEBSTER VIC
2. TEYA RUFUS QLD
3. NICOLE DUNCAN NSW
4. SACHA MILLS QLD
5. SHAE ARCHBOLD SA
6. ANAYA WHITEHEAD QLD
7. SIENNA YARWOOD SA
8. SIENNA SHARP WA

**9 BOYS**

1. JOSHUA JOLLY VIC
2. JULIAN CARRUTHERS NSW
3. LINCON BOTFIELD QLD
4. COOPER FOX NSW
5. SONNY LUCAS NSW
6. BILL WOODWARD QLD
7. JACOB MILLER QLD

8. CALEB NANCARROW QLD

**10 GIRLS**

1. JENNIFER MACKIE NSW
2. SHAE MCCLELLAN QLD
3. SOPHIE CRAIG NSW
4. EMILY NICHOLSON NSW
5. CHELSEA MCLEOD QLD
6. BELLA MAY VIC
7. ISABELLA SCHRAMM QLD
8. SIENNA PAL NSW

**10 BOYS**

1. CALLUM HOWARTH QLD
2. SONNY EASTER NSW
3. JACK BARKER QLD
4. ANGUS RICHARDS WA
5. IAN ORR NT
6. THOMAS TUCKER QLD
7. FLYNN SWEENEY QLD
8. MARCUS WALKER VIC

**11 GIRLS**

1. TAYA PACE NSW
2. ANNALECE MENGEL QLD
3. LILYANNE CROFT WA
4. RHIAN HOBBS VIC
5. ALYSSA CHERRIE QLD
6. KIRA HILL WA
7. IMOGEN SWEATMAN QLD
8. HEIDI FARMAN QLD

**11 BOYS**

1. TYSON KENNY QLD
2. JOEL MARSH SA
3. JORDAN CALLUM WA
4. REGAN LOTHIAN WA
5. SHELDON WATT QLD
6. JORDAN SHARPE NT

7. LEATH RODIGHIERO QLD
8. REMY MEIER-SMITH NSW

**12 GIRLS**

1. JARRAH HECKER VIC
2. SHANNON PETRE QLD
3. MICKAYLA PERKINS NT
4. RAYNA ANESBURY SA
5. TAHLIA MARSH NSW
6. PAIGE HARDING NSW
7. FELICITY MANN WA
8. MAIA COLMAN-SAVAGE QLD

**12 BOYS**

1. RORY MCNAMARA NSW
2. JESSE ASMUS QLD
3. BUDDHA BAUM QLD
4. JYE FURNER NSW
5. ETHAN ZRNA SA
6. KSEA MUDGE QLD
7. FLYNN COOPER VIC
8. PATRICK BOGNAR VIC

**13 GIRLS**

1. DES'REE BARNES QLD
2. PHOEBE WALLEN VIC
3. KIANA BOTFIELD QLD
4. VANESSA GOODEN VIC
5. KATHRYN MCGEE QLD
6. ELEISHA MUCHAN QLD
7. NIAMH CARY QLD
8. MADDISON BROWN NT

**13 BOYS**

1. KIRK CLEAVEN NSW
2. OLIVER MORAN NSW
3. COREY TAYLOR WA
4. KAI ANGEL QLD
5. KAILEN O'GRADY VIC

6. TASMAN WAKELIN VIC
7. CODY O'HEARN NSW
8. WILLIAM SIMMONS QLD

#### 14 GIRLS

1. ASHLEE MILLER NSW
2. LORSYN AFFOO QLD
3. FELICIA THOMAS ACT
4. SIENNA DAVIES QLD
5. ELLIE ASCOLI NT
6. TENNIELE BOTFIELD QLD
7. MOLLY MCGILL QLD
8. CHLOE DALLINGER NSW

#### 14 BOYS

1. ETHAN PARTRIDGE VIC
2. DECLAN JAEHNE NSW
3. DYLAN BENNETTS WA
4. ALEXANDER SHEPPARD QLD
5. KALE WARNER QLD
6. RILEY HICKS QLD
7. RYAN CLARE ACT
8. PETER JAMES O'ROURKE QLD

#### 15 GIRLS

1. SHELBY GREEN QLD
2. IESHA ANDERSON VIC
3. TEGAN MCCLELLAN QLD
4. EMMA O'HEARN NSW
5. ZOE JAENKE NT
6. CELESTE BARR QLD
7. TENILLE SPENCER QLD
8. EDAN WHITLOCK QLD

#### 15 BOYS

1. RONAN WEBER QLD
2. JOEL FLOWER WA
3. BRODY ARCHER QLD
4. RYAN YORK-MORRIS NT
5. BEN SPRATT QLD
6. REYNE BARNSDALE QLD
7. RILEY CARTER WA

8. NATHANIEL RODWAY NSW

#### 16 GIRLS

1. DION BROMLEY QLD
2. SARA JONES QLD
3. KATIE VAN ZANDEN QLD
4. ERIN LOCKWOOD QLD
5. SHAKARA LONG QLD
6. CAITLIN GRIGG QLD
7. JESSICA MCCORMACK NSW
8. HAIDEE LEE WHITTLE QLD

#### 16 BOYS

1. JOSHUA BOYTON QLD
2. LIAM VITALE QLD
3. MATT KRASEVSKIS SA
4. ASHTON JOHNS QLD
5. JAKE BOWE QLD
6. DYLAN SCRUTON QLD
7. KYLE JAEHNE NSW
8. JAMES TAIT VIC

#### 17-24 WOMEN

1. LACEY OLIVER QLD
2. AIRLIE GOODEN WA
3. KISHANI GREEN WA
4. ANTONIA RICKETT VIC
5. EMILIE POLSEN NSW
6. PRUE HARVEY SA
7. GEMMA TAYLOR NSW
8. DAYNA JORDAN NSW

#### 17-24 MEN

1. BEAU PRATT QLD
2. JAMES SMITH SA
3. JACOB PAGE QLD
4. MICHAEL WILLIAMS VIC
5. THOMAS DALLINGER NSW
6. ASHLEY LITTLER SA
7. REID CLOUGH NSW
8. BRANDON MAY VIC

#### 25-29 MEN

1. CHRISTOPHER SMITH NT
2. SAM BABER QLD
3. LACHLAN MCSWAIN SA
4. MICHAEL YOUNG QLD
5. ZAC LENNON SA
6. KIEL DELLOW NSW
7. DANIEL WALKER NSW
8. BRETT HERREEN SA

#### 30-34 WOMEN

1. SARSHA HUNTINGTON QLD
2. TANYA THIELE (25-29W) QLD
3. MANDIE MORGAN (25-29W) VIC
4. KRYSTAL BREZIGAR (25-29W) QLD
5. HAYLEY WOLFENDEN (25-29W) NSW
6. AMANDA BARTELS WA
7. BRONWYN WHYATT QLD
8. HAYLEY BECKER TAS

#### 30-34 MEN

1. NATHAN EVANS VIC
2. DANIEL BAIN QLD
3. SCOTT EBERT QLD
4. SHAUN BRUNTON VIC
5. BODIE LETCHFORD WA
6. PHIL BREZIGAR QLD
7. TOM BOORMAN NSW
8. KYLE THOMAS NSW

#### 30+ MASTERS

1. TONY HARVEY VIC
2. AARON LUMSDEN SA
3. LEVI COLLINS VIC
4. ANTHONY BORK QLD
5. GREG CLIFT SA
6. CHRIS BERTUCH VIC
7. CHAD HIGGINS SA
8. LUKE PRETLOVE VIC

#### 35-39 WOMEN





1. JACLYN WILSON VIC
2. KIZZY ANNE WADDELL WA
3. MELANIE GIBSON NSW
4. MICHELLE NEWPORT WA
5. DANIELLE LAWRENCE NT
6. ALISON MACKRILL QLD
7. ANGIE BOLTON QLD
8. NICOLE LENKEIT QLD

#### 35-39 MEN

1. ROBERT SLATTER VIC
2. MALCOLM YEARDLEY WA
3. MICHAEL CARRUTHERS NSW
4. LUKE CRISTIANO VIC
5. ASHLEY NICHOLSON NSW
6. DEAN VELLA QLD
7. SHAUN EDWARDS QLD
8. JAY FORSTER SA

#### 40-44 WOMEN

1. CHELSEY KEY SA
2. CAROLINE SOBOTKA (45-49W) VIC
3. SANDY CAMERON (45-49W) NSW
4. LETITIA WEATHERHEAD QLD
5. TINA BLACK QLD
6. NICOLE ORR QLD
7. REBECCA SMITH SA
8. JACQUELINE TAHENY NT

#### 40-44 MEN

1. BRETT SCRUSE NSW
2. CLINT JACKSON QLD
3. WAYNE GREEN WA
4. DEAN SWEATMAN QLD
5. BRADLEY BUTLER QLD
6. SHANNON LOWE WA
7. GREGORY WESTMAN NSW
8. JOHN COBBY SA

#### 45-49 MEN

1. STEVE EWART QLD
2. BRUCE MORRIS QLD
3. JASON EECEN NT
4. CRAIG WALCZUK VIC
5. CHRIS PRATT QLD
6. JAMIE POTTS NSW
7. RODNEY CARTER QLD
8. DEAN NASH QLD

#### 50+ MEN

1. GREG KELLY VIC
2. PETER RICE VIC
3. CHRISTIAN GIUDICE NSW
4. TONY CARR QLD
5. MICHAEL SMITH NT
6. PATRICK O'CALLAGHAN TAS
7. PAUL ANDREWS WA
8. BRYAN BULL VIC



Girls Test Team v NZ in Taupo





Anthony Dean gets some air on the pro section  
at the Subaru National Championships



2  
0  
1  
5

**BMX Australia Limited**

**ACN 602 637 472**

Financial report  
For the year ended 30 June 2015

## TABLE OF CONTENTS

|  |         |
|--|---------|
| Directors' report .....  | 1 - 4   |
| Auditor's independence declaration .....                         | 5       |
| Financial report   |         |
| Statement of profit or loss and other comprehensive income ..... | 6       |
| Statement of financial position .....                            | 7       |
| Statement of changes in equity .....                             | 8       |
| Statement of cash flows .....                                    | 9       |
| Notes to financial statements .....                              | 10 - 16 |
| Directors' declaration .....                                     | 17      |
| Independent auditor's report .....                               | 18 - 19 |



BMX AUSTRALIA LIMITED  
ACN 602 637 472

DIRECTORS' REPORT

The directors present their report together with the financial report of BMX Australia Limited (the Company) for the year ended 30 June 2015 and auditor's report thereon.

**Directors names**

The names of the directors in office at any time during or since the end of the year are:

Barry Knight President

Paul Connors (Resigned June 2015)

Steve Dinmore (Appointed January 2015)

Katrina Harnwell (Appointed May 2015)

Sally Howie (Resigned April 2015)

Andy Mellish

Cameron Murray (Resigned December 2014)

Anita Wells

The directors have been in office since the start of the year to the date of this report unless otherwise stated.

**Results**

The surplus of the company for the year after providing for income tax amounted to \$96,100.

**Short-term and long-term objectives and strategies**

The company's short-term objectives are to:

- Provide a supportive framework for members to grow within the sport
- Opportunities for participation and excellence
- Pathways for all participants to enjoy the benefits of BMX.

The company's long-term objectives are to:

- Create and nurture strong relationships
- Create increased opportunities
- Build high performance culture.



**BMX AUSTRALIA LIMITED**  
**ACN 602 637 472**

**DIRECTORS' REPORT**

**Short-term and long-term objectives and strategies (Continued)**

To achieve its short-term and long-term objectives, the company has adopted the following strategies:

- Work on creating and maintaining strong relationships and commercial partnerships
- Increase enjoyment and experience for all participants with improved BMX facilities and events
- Improve financial sustainability, communications strategy and best practice.

**Principal activities**

To carry out the company's strategies and to achieve its short-term and long-term objectives, the company engaged in the following principal activities during the year.

Developing 'best practice' education to assist State Associations and Club to recruit and retain coaches, officials and volunteers.

Promote and provide information to all members on development of appropriate policies and guidelines to ensure a safe, fair and ethical sporting culture at all levels.

Work to improve the quality and quantity of BMX facilities across Australia in partnership with State, Federal government and local councils.

Provide quality assured qualification events for World Qualification and Olympic qualification.

Management and administration of BMX Australia High Performance Program to sit under BMX Australia.

Introduce web based live streaming and television broadcasting of events.

Enhance governance arrangements to increase Board and management effectiveness and accountability.

**Key performance indicators**

BMX uses membership figures in total, state, product and gender to measure, analyse and monitor its performance. We also consider athletes rankings for both World Championship and Olympics. There are also various financial ratios that we use to evaluate business performance.

**Information on directors**

|                          |   |
|--------------------------|---|
| <b>Barry Knight</b>      | Director                                  |
| Qualifications           | Business Management                       |
| Experience               | Company Director 30 years Endeavour Group |
| Special responsibilities | President                                 |

**Paul Connors**



BMX AUSTRALIA LIMITED  
ACN 602 637 472

DIRECTORS' REPORT

Information on directors (Continued)

**Steve Dinmore** Director  
Qualifications Contractor  
Experience 30 years plus  
Special responsibilities BMXA Board Member

**Sally Howie**

**Katrina Harnwell** Director  
Qualifications BeC, CA, MTax  
Experience Financial services, tax  
Special responsibilities Finance and Governance

**Andy Mellish** Director  
Qualifications Trainer/Assessor, Safety Officer, Frontline Management  
Experience 20 years Project Manager  
Special responsibilities Vice President BMXA, National Officiating Director

**Cameron Murray**

**Anita Wells** Director  
Qualifications Training and Assessment: Social Housing and Community  
Experience Policy and Project Management

Meetings of directors

| Directors        | Directors' meetings       |                 |
|------------------|---------------------------|-----------------|
|                  | Number eligible to attend | Number attended |
| Barry Knight     | 5                         | 5               |
| Paul Connors     | 5                         | 5               |
| Steve Dinmore    | 1                         | -               |
| Katrina Harnwell | -                         | -               |
| Sally Howie      | 5                         | 3               |
| Andy Mellish     | 5                         | 5               |
| Cameron Murray   | 3                         | 3               |
| Anita Wells      | 5                         | 3               |

BMX AUSTRALIA LIMITED  
ACN 602 637 472

DIRECTORS' REPORT


**Members guarantee**


The company is incorporated under the *Corporations Act 2001* and is a company limited by guarantee. If the company is wound up, the Constitution states that each member is required to contribute to a maximum of \$1 each towards meeting any outstanding's and obligations of the group. At 30 June 2015 the number of members was 5. The combined total amount that members of the company are liable to contribute if the company is wound up is \$5.

**Auditor's independence declaration**

A copy of the auditor's Independence declaration under section 307C of the *Corporations Act 2001* in relation to the audit for the financial year is provided with this report.

Signed on behalf of the board of directors.

Director:  BARRY JAMES KNIGHT

Director: 

Dated this 30 day of OCTOBER 2015



**PITCHER PARTNERS**  
ACCOUNTANTS • AUDITORS • ADVISORS

Level 22 MLC Centre  
19 Martin Place  
Sydney NSW 2000  
Australia

Postal Address:  
GPO Box 1615  
Sydney NSW 2001  
Australia

Tel: +61 2 9221 2099  
Fax: +61 2 9223 1762

[www.pitcher.com.au](http://www.pitcher.com.au)  
[partners@pitcher-nsw.com.au](mailto:partners@pitcher-nsw.com.au)

Pitcher Partners is an association of independent firms  
Melbourne | Sydney | Perth | Adelaide | Brisbane | Newcastle

**BMX AUSTRALIA LIMITED**  
**ACN 602 637 472**

**AUDITOR'S INDEPENDENCE DECLARATION  
TO THE DIRECTORS OF BMX AUSTRALIA LIMITED**

In relation to the independent audit for the year ended 30 June 2015, to the best of my knowledge and belief there have been:

- (i) No contraventions of the auditor independence requirements of the *Corporations Act 2001*; and
- (ii) No contraventions of any applicable code of professional conduct.

Mark Godlewski

Partner

PITCHER PARTNERS

SYDNEY

Date: 30 October 2015

- 5 -

An independent New South Wales Partnership ABN 35 415 759 892  
Liability limited by a scheme approved under Professional Standards Legislation

an independent member of  
**BAKER TILLY**  
INTERNATIONAL

**BMX AUSTRALIA LIMITED**  
**ACN 602 637 472**

**STATEMENT OF PROFIT OR LOSS AND OTHER COMPREHENSIVE INCOME**  
**FOR THE YEAR ENDED 30 JUNE 2015**

|  | Note | 2015<br>\$           | 2014<br>\$            |
|--|------|----------------------|-----------------------|
| <b>Revenue</b>                                 | 2    | 1,175,782            | 1,129,249             |
| <b>Less: expenses</b>                          |      |                      |                       |
| Advertising and promotion                      |      | (70,748)             | (70,508)              |
| Audit and accounting                           |      | (8,914)              | (6,825)               |
| CA management fee                              |      | -                    | (70,000)              |
| Coach courses and development                  |      | (7,413)              | -                     |
| Consultancy and contractors                    |      | (146,568)            | (31,846)              |
| Depreciation and amortisation expense          |      | (7,793)              | (9,562)               |
| Employee benefits expense                      |      | (367,977)            | (363,388)             |
| Impairment losses                              |      | (12,502)             | -                     |
| Insurance                                      |      | (134,411)            | (103,969)             |
| Junior development                             |      | (31,397)             | (16,747)              |
| Lease expense                                  |      | (40,864)             | (2,615)               |
| Legal expenses                                 |      | (36,008)             | (20,617)              |
| Member plates                                  |      | (2,250)              | -                     |
| Printing and stationery                        |      | (24,379)             | (5,651)               |
| Repairs and maintenance expense                |      | (726)                | (3,247)               |
| Sprocket program                               |      | (7,240)              | (18,771)              |
| Travel and accommodation                       |      | (79,151)             | (45,752)              |
| UCI and world championships                    |      | (9,092)              | -                     |
| Other expenses                                 |      | <u>(92,249)</u>      | <u>(87,011)</u>       |
|  |      | <u>(1,079,682)</u>   | <u>(856,509)</u>      |
| <b>Surplus</b>                                 |      | 96,100               | 272,740               |
| <b>Other comprehensive income for the year</b> |      | <u>-</u>             | <u>-</u>              |
| <b>Total comprehensive income</b>              |      | <u><u>96,100</u></u> | <u><u>272,740</u></u> |

The accompanying notes form part of these financial statements.



BMX AUSTRALIA LIMITED  
ACN 602 637 472

STATEMENT OF FINANCIAL POSITION  
AS AT 30 JUNE 2015

|                                  | Note | 2015<br>\$       | 2014<br>\$       |
|----------------------------------|------|------------------|------------------|
| <b>Current assets</b>            |      |                  |                  |
| Cash and cash equivalents        | 3    | 1,338,529        | 1,167,738        |
| Receivables                      | 4    | 44,759           | 67,211           |
| Other assets                     | 6    | <u>52,972</u>    | <u>59,113</u>    |
| <b>Total current assets</b>      |      | <u>1,436,260</u> | <u>1,294,062</u> |
| <b>Non-current assets</b>        |      |                  |                  |
| Property, plant and equipment    | 5    | 16,788           | 9,761            |
| Other assets                     | 6    | <u>11,200</u>    | <u>-</u>         |
| <b>Total non-current assets</b>  |      | <u>27,988</u>    | <u>9,761</u>     |
| <b>Total assets</b>              |      | <u>1,464,248</u> | <u>1,303,823</u> |
| <b>Current liabilities</b>       |      |                  |                  |
| Payables                         | 7    | 60,666           | 49,541           |
| Provisions                       | 8    | 7,977            | 24,777           |
| Other liabilities                | 9    | <u>70,000</u>    | <u>-</u>         |
| <b>Total current liabilities</b> |      | <u>138,643</u>   | <u>74,318</u>    |
| <b>Total liabilities</b>         |      | <u>138,643</u>   | <u>74,318</u>    |
| <b>Net assets</b>                |      | <u>1,325,605</u> | <u>1,229,505</u> |
| <b>Equity</b>                    |      |                  |                  |
| Accumulated surplus              | 10   | <u>1,325,605</u> | <u>1,229,505</u> |
| <b>Total equity</b>              |      | <u>1,325,605</u> | <u>1,229,505</u> |

The accompanying notes form part of these financial statements.

**BMX AUSTRALIA LIMITED**  
**ACN 602 637 472**

**STATEMENT OF CHANGES IN EQUITY**  
**FOR THE YEAR ENDED 30 JUNE 2015**

|  | Accumulated<br>surplus<br>\$ | Total equity<br>\$ |
|--|------------------------------|--------------------|
| <b>Balance as at 1 July 2013</b>               | 956,765                      | 956,765            |
| Surplus for the year                           | <u>272,740</u>               | <u>272,740</u>     |
| <b>Total comprehensive income for the year</b> | <u>272,740</u>               | <u>272,740</u>     |
| <b>Balance as at 1 July 2014</b>               | 1,229,505                    | 1,229,505          |
| Surplus for the year                           | <u>96,100</u>                | <u>96,100</u>      |
| <b>Total comprehensive income for the year</b> | <u>96,100</u>                | <u>96,100</u>      |
| <b>Balance as at 30 June 2015</b>              | <u>1,325,605</u>             | <u>1,325,605</u>   |

The accompanying notes form part of these financial statements.



BMX AUSTRALIA LIMITED  
ACN 602 637 472

STATEMENT OF CASH FLOWS  
FOR THE YEAR ENDED 30 JUNE 2015

|  | Note  | 2015<br>\$              | 2014<br>\$              |
|--|-------|-------------------------|-------------------------|
| <b>Cash flow from operating activities</b>                   |       |                         |                         |
| Receipts from customers                                      |       | 1,360,669               | 1,180,904               |
| Payments to suppliers and employees                          |       | (1,149,353)             | (976,049)               |
| Interest received  |       | <u>23,749</u>           | <u>29,030</u>           |
| <b>Net cash provided by operating activities</b>             | 11(b) | <u>235,065</u>          | <u>233,885</u>          |
| <b>Cash flow from investing activities</b>                   |       |                         |                         |
| Payments for bonds and deposits                              |       | (11,200)                | -                       |
| Payments to controlled entity                                |       | (38,254)                | -                       |
| Payment for property, plant and equipment                    |       | <u>(14,820)</u>         | <u>(600)</u>            |
| <b>Net cash provided by / (used in) investing activities</b> |       | <u>(64,274)</u>         | <u>(600)</u>            |
| <b>Reconciliation of cash</b>                                |       |                         |                         |
| Cash at beginning of the financial year                      |       | 1,167,738               | 934,453                 |
| Net increase in cash held                                    |       | <u>170,791</u>          | <u>233,285</u>          |
| <b>Cash at end of financial year</b>                         | 11(a) | <u><u>1,338,529</u></u> | <u><u>1,167,738</u></u> |

The accompanying notes form part of these financial statements.

**BMX AUSTRALIA LIMITED**  
**ACN 602 637 472**

**NOTES TO FINANCIAL STATEMENTS**  
**FOR THE YEAR ENDED 30 JUNE 2015**

**NOTE 1: STATEMENT OF SIGNIFICANT ACCOUNTING POLICIES**

This financial report is a special purpose financial report prepared in order to satisfy the financial report preparation requirements of the *Corporations Act 2001*. The directors have determined that the company is not a reporting entity.

The financial report was approved by the directors as at the date of the directors' report.

The financial report is for the entity BMX Australia Limited as an individual entity. BMX Australia Limited is a company limited by guarantee, incorporated and domiciled in Australia. BMX Australia Limited is a not-for-profit entity for the purpose of preparing the financial statements.

The financial report has been prepared in accordance with the requirements of the *Corporations Act 2001* and the following Accounting Standards:

|            |   |
|------------|---|
| AASB 101:  | Presentation of Financial Statements                            |
| AASB 107:  | Cash Flow Statements  |
| AASB 108:  | Accounting Policies, Changes in Accounting Estimates and Errors |
| AASB 1031: | Materiality   |
| AASB 1048: | Interpretation and Application of Standards                     |
| AASB 1054: | Australian Additional Disclosures                               |

The following specific accounting policies, which are consistent with the previous period unless otherwise stated, have been adopted in the preparation of this report:

**(a) Revenue**

Revenue from the rendering of services is recognised upon the delivery of the service to the customers.

Interest revenue is recognised when it becomes receivable on a proportional basis taking in to account the interest rates applicable to the financial assets.

Insurance revenue is recognised upon the invoice being issued.

Membership fees and licenses, and other revenue are recognised when payment is received.

All revenue is stated net of the amount of goods and services tax (GST).

**(b) Contributions - Government Grants and Donations**

A non-reciprocal contribution or grant is recognised when the company obtains control of the contribution or grant and it is probable that the economic benefits will flow to the entity, and the amount of the contribution or grant can be measured reliably. If conditions attached to the contribution or grant that must be satisfied before the company is eligible to receive the contribution, recognition of contribution or income is deferred until those conditions are met. When the entity receives grants but is obliged to give directly approximately equal value to the contributor, recognition of grant income will be deferred until the delivery of service.

**BMX AUSTRALIA LIMITED**  
**ACN 602 637 472**

**NOTES TO FINANCIAL STATEMENTS**  
**FOR THE YEAR ENDED 30 JUNE 2015**

**NOTE 1: STATEMENT OF SIGNIFICANT ACCOUNTING POLICIES (CONTINUED)**

**(c) Cash and cash equivalents**

Cash and cash equivalents include cash on hand and at banks, short-term deposits with an original maturity of three months or less held at call with financial institutions, and bank overdrafts. Bank overdrafts are shown within borrowings in current liabilities on the statement of financial position.

**(d) Property, plant and equipment**

Each class of plant and equipment is carried at cost or fair value less, where applicable, any accumulated depreciation and any accumulated impairment losses.

*Plant and equipment*

Plant and equipment is measured on the cost basis.

*Depreciation*

The depreciable amount of all property, plant and equipment is depreciated over their estimated useful lives commencing from the time the asset is held ready for use. Land and the land component of any class of property, plant and equipment is not depreciated.

**(e) Impairment of non-financial assets**

An impairment loss is recognised where the carrying amount of the asset exceeds its recoverable amount. The recoverable amount of an asset is defined as the higher of its fair value less costs to sell and value in use.

The recoverable amount is assessed on the basis of the expected net cash flows which will be received from the assets employment and subsequent disposal. The expected net cash flows have been discounted to present values in determining recoverable amounts.

**(f) Provisions**

Provisions are recognised when the company has a legal or constructive obligation, as a result of past events, for which it is probable that an outflow of economic benefits will result and that outflow can be reliably measured.

**(g) Leases**

Leases are classified at their inception as either operating or finance leases based on the economic substance of the agreement so as to reflect the risks and benefits incidental to ownership.



NOTES TO FINANCIAL STATEMENTS  
FOR THE YEAR ENDED 30 JUNE 2015

**NOTE 1: STATEMENT OF SIGNIFICANT ACCOUNTING POLICIES (CONTINUED)**

**(g) Leases (Continued)**

*Operating leases*

Lease payments for operating leases, where substantially all the risks and benefits remain with the lessor, are recognised as an expense on a straight-line basis over the term of the lease.

Lease incentives received under operating leases are recognised as a liability and amortised on a straight-line basis over the life of the lease term.

**(h) Employee benefits**

*(i) Short-term employee benefit obligations*

Liabilities arising in respect of wages and salaries, annual leave and any other employee benefits expected to be settled within twelve months of the reporting date are measured at their nominal amounts based on remuneration rates which are expected to be paid when the liability is settled. The expected cost of short-term employee benefits in the form of compensated absences such as annual leave is recognised in the provision for employee benefits. All other short-term employee benefit obligations are presented as payables.

*(ii) Long-term employee benefit obligations*

Liabilities arising in respect of long service leave and annual leave which is not expected to be settled within twelve months of the reporting date are measured at the present value of the estimated future cash outflow to be made in respect of services provided by employees up to the reporting date.

Employee benefit obligations are presented as current liabilities if the entity does not have an unconditional right to defer settlement for at least twelve months after the reporting date, regardless of when the actual settlement is expected to occur.

**(i) Goods and services tax (GST)**

Revenues, expenses and purchased assets are recognised net of the amount of GST, except where the amount of GST incurred is not recoverable from the Tax Office. In these circumstances the GST is recognised as part of the cost of acquisition of the asset or as part of an item of the expense. Receivables and payables in the statement of financial position are shown inclusive of GST.

Cash flows are presented in the statement of cash flows on a gross basis, except for the GST component of investing and financing activities, which are disclosed as operating cash flows.

**(j) Comparatives**

Where necessary, comparative information has been reclassified and repositioned for consistency with current year disclosures.



BMX AUSTRALIA LIMITED  
ACN 602 637 472

NOTES TO FINANCIAL STATEMENTS  
FOR THE YEAR ENDED 30 JUNE 2015

|  | 2015<br>\$       | 2014<br>\$       |
|--|------------------|------------------|
| <b>NOTE 2: REVENUE AND OTHER INCOME</b>  |                  |                  |
| Operating revenue                        |                  |                  |
| Grants and other contributions           | 137,500          | 163,500          |
| Membership fees and licenses             | <u>967,845</u>   | <u>902,279</u>   |
|  | <u>1,105,345</u> | <u>1,065,779</u> |
| Other revenue                            |                  |                  |
| Advertising                              | -                | 1,500            |
| Travel recharges                         | 9,058            | 7,636            |
| Insurance recovery                       | 32,503           | 24,726           |
| Sundry income                            | <u>5,127</u>     | <u>578</u>       |
|  | <u>46,688</u>    | <u>34,440</u>    |
| Other income                             |                  |                  |
| Interest income                          | <u>23,749</u>    | <u>29,030</u>    |
|  | <u>23,749</u>    | <u>29,030</u>    |
| Total revenue                            | <u>1,175,782</u> | <u>1,129,249</u> |
| <b>NOTE 3: CASH AND CASH EQUIVALENTS</b> |                  |                  |
| Cash on hand                             | 300              | 300              |
| Cash at bank                             | <u>1,338,229</u> | <u>1,167,438</u> |
|  | <u>1,338,529</u> | <u>1,167,738</u> |
| <b>NOTE 4: RECEIVABLES</b>               |                  |                  |
| CURRENT                                  |                  |                  |
| Trade debtors                            | 19,007           | 49,112           |
| Impairment loss                          | <u>(12,502)</u>  | <u>-</u>         |
|  | 6,505            | 49,112           |
| Other receivables                        |                  |                  |
| GST Input Credits                        | -                | 18,099           |
| Amounts receivables from:                |                  |                  |
| - controlled entity                      | <u>38,254</u>    | <u>-</u>         |
|  | <u>44,759</u>    | <u>67,211</u>    |

**BMX AUSTRALIA LIMITED**  
**ACN 602 637 472**

**NOTES TO FINANCIAL STATEMENTS**  
**FOR THE YEAR ENDED 30 JUNE 2015**

|  | 2015 | 2014 |
|--|------|------|
|  | \$   | \$   |

**NOTE 5: PROPERTY, PLANT AND EQUIPMENT**

**Plant and equipment**

|                                     |                 |                 |
|-------------------------------------|-----------------|-----------------|
| Plant and equipment at cost         | 111,547         | 96,726          |
| Accumulated depreciation            | <u>(94,759)</u> | <u>(86,965)</u> |
| Total property, plant and equipment | <u>16,788</u>   | <u>9,761</u>    |

**NOTE 6: OTHER ASSETS**

**CURRENT**

|             |               |               |
|-------------|---------------|---------------|
| Prepayments | <u>52,972</u> | <u>59,113</u> |
|             | <u>52,972</u> | <u>59,113</u> |

**NON CURRENT**

|                    |               |          |
|--------------------|---------------|----------|
| Bonds and deposits | <u>11,200</u> | <u>-</u> |
|                    | <u>11,200</u> | <u>-</u> |

**NOTE 7: PAYABLES**

**CURRENT**

*Unsecured liabilities*

|                 |               |               |
|-----------------|---------------|---------------|
| Trade creditors | 24,708        | 35,784        |
| GST credits     | 13,402        | -             |
| Other payables  | <u>22,556</u> | <u>13,757</u> |
|                 | <u>60,666</u> | <u>49,541</u> |

**NOTE 8: PROVISIONS**

**CURRENT**

|                   |                  |               |
|-------------------|------------------|---------------|
| Employee benefits | (a) <u>7,977</u> | <u>24,777</u> |
|                   | <u>7,977</u>     | <u>24,777</u> |

|   |       |        |
|---|-------|--------|
| (a) Aggregate employee benefits liability | 7,977 | 24,777 |
|---|-------|--------|



BMX AUSTRALIA LIMITED  
ACN 602 637 472

NOTES TO FINANCIAL STATEMENTS  
FOR THE YEAR ENDED 30 JUNE 2015

2  
0  
1  
5

|  | 2015<br>\$       | 2014<br>\$       |
|--|------------------|------------------|
| <b>NOTE 9: OTHER LIABILITIES</b>   |                  |                  |
| CURRENT  |                  |                  |
| Grants received in advance   | <u>70,000</u>    | <u>-</u>         |
|  | <u>70,000</u>    | <u>-</u>         |
| <b>NOTE 10: ACCUMULATED SURPLUS</b>  |                  |                  |
| Accumulated surplus at beginning of year   | 1,229,505        | 956,765          |
| Net surplus  | <u>96,100</u>    | <u>272,740</u>   |
|  | <u>1,325,605</u> | <u>1,229,505</u> |
| <b>NOTE 11: CASH FLOW INFORMATION</b>  |                  |                  |
| <b>(a) Reconciliation of cash</b>  |                  |                  |
| Cash at the end of the financial year as shown in the statement of cash flows is reconciled to the related items in the statement of financial position is as follows: |                  |                  |
| Cash on hand   | 300              | 300              |
| Cash at bank   | <u>1,338,229</u> | <u>1,167,438</u> |
|  | <u>1,338,529</u> | <u>1,167,738</u> |
| <b>(b) Reconciliation of cash flow from operations with surplus after income tax</b>   |                  |                  |
| Surplus from ordinary activities after income tax  | 96,100           | 272,740          |
| <b>Adjustments and non-cash items</b>  |                  |                  |
| Depreciation   | 7,793            | 9,562            |
| <b>Changes in assets and liabilities</b>   |                  |                  |
| (Increase) / decrease in receivables   | 60,706           | (57,221)         |
| (Increase) / decrease in other assets  | 6,141            | (28,350)         |
| Increase / (decrease) in payables  | 11,125           | 27,115           |
| Increase / (decrease) in other liabilities   | 70,000           | -                |
| Increase / (decrease) in provisions  | <u>(16,800)</u>  | <u>10,039</u>    |
| Cash flows from operating activities   | <u>235,065</u>   | <u>233,885</u>   |

**BMX AUSTRALIA LIMITED**  
**ACN 602 637 472**

**NOTES TO FINANCIAL STATEMENTS**  
**FOR THE YEAR ENDED 30 JUNE 2015**

|  | 2015 | 2014 |
|--|------|------|
|  | \$   | \$   |

**NOTE 12: CAPITAL AND LEASING COMMITMENTS**

(a) Operating lease commitments

Non-cancellable operating leases contracted for but not capitalised in the financial statements:

Payable

|   |               |          |
|---|---------------|----------|
| - not later than one year                           | 41,403        | -        |
| - later than one year and not later than five years | <u>48,393</u> | <u>-</u> |
|   | <u>89,796</u> | <u>-</u> |

The property lease for the Alexandria office is a non-cancellable lease which commenced on 14 August 2014, with a three-year term, with rent payable monthly in advance. Contingent rental provisions within the lease agreement require that the minimum lease payments shall be increased by 4% per annum. Balances exclude GST.

**NOTE 13: EVENTS SUBSEQUENT TO REPORTING DATE**

There has been no matter or circumstance, which has arisen since 30 June 2015 that has significantly affected or may significantly affect:

- (a) the operations, in financial years subsequent to 30 June 2015, of the company, or
- (b) the results of those operations, or
- (c) the state of affairs, in financial years subsequent to 30 June 2015, of the company.

**NOTE 14: COMPANY DETAILS**

The registered office and principal place of business of the company is:

Unit 12, 56 O'Riordan Street

ALEXANDRIA NSW 2015





BMX AUSTRALIA LIMITED  
ACN 602 637 472

# DIRECTORS' DECLARATION

The directors have determined that the company is not a reporting entity and that this special purpose financial report should be prepared in accordance with the accounting policies outlined in Note 1 to the financial statements.

The directors of the company declare that:

1. The financial statements and notes, as set out on pages 6 - 16, are in accordance with the *Corporations Act 2001* and:
  - (a) comply with Accounting Standards in Australia as detailed in Note 1 to the financial statements and the *Corporations Regulations 2001*; and
  - (b) give a true and fair view of the financial position as at 30 June 2015 and performance for the year ended on that date of the company in accordance with the accounting policies described in Note 1 to the financial statements.
2. In the directors' opinion there are reasonable grounds to believe that the company will be able to pay its debts as and when they become due and payable.

This declaration is made in accordance with a resolution of the Board of Directors.

Director:  **Barry Knight** **PRESIDENT**

Director: 

Dated this 30 day of OCTOBER 2015



**PITCHER PARTNERS**

ACCOUNTANTS • AUDITORS • ADVISORS

Level 22 MLC Centre  
19 Martin Place  
Sydney NSW 2000  
Australia

Postal Address:  
GPO Box 1615  
Sydney NSW 2001  
Australia

Tel: +61 2 9221 2099  
Fax: +61 2 9223 1762

[www.pitcher.com.au](http://www.pitcher.com.au)  
[partners@pitcher-nsw.com.au](mailto:partners@pitcher-nsw.com.au)

Pitcher Partners is an association of independent firms  
Melbourne | Sydney | Perth | Adelaide | Brisbane | Newcastle

**BMX AUSTRALIA LIMITED  
ACN 602 637 472**

**INDEPENDENT AUDITOR'S REPORT  
TO THE MEMBERS OF BMX AUSTRALIA LIMITED**

We have audited the accompanying financial report, being a special purpose financial report of BMX Australia Limited, which comprises the statement of financial position as at 30 June 2015, the statement of profit or loss and other comprehensive income, statement of changes in equity and statement of cash flows for the year then ended, notes comprising a summary of significant accounting policies and other explanatory information, and the directors' declaration.

*Directors' Responsibility for the Financial Report*

The directors of the company are responsible for the preparation of the financial report that gives a true and fair view and have determined that the basis of preparation described in Note 1 to the financial report is appropriate to meet the requirements of the *Corporations Act 2001* and to meet the needs of the members.

The directors' responsibility also includes such internal control as the directors determine is necessary to enable the preparation of the financial report that gives a true and fair view and is free from material misstatement, whether due to fraud or error.

*Auditor's Responsibility*

Our responsibility is to express an opinion on the financial report based on our audit. We conducted our audit in accordance with Australian Auditing Standards. Those standards require that we comply with relevant ethical requirements relating to audit engagements and plan and perform the audit to obtain reasonable assurance about whether the financial report is free from material misstatement.

An audit involves performing procedures to obtain audit evidence about the amounts and disclosures in the financial report. The procedures selected depend on the auditor's judgement, including the assessment of the risks of material misstatement of the financial report, whether due to fraud or error. In making those risk assessments, the auditor considers internal control relevant to the company's preparation of the financial report that gives a true and fair view in order to design audit procedures that are appropriate in the circumstances, but not for the purpose of expressing an opinion on the effectiveness of the company's internal control. An audit also includes evaluating the appropriateness of accounting policies used and the reasonableness of accounting estimates made by the directors, as well as evaluating the overall presentation of the financial report.

- 18 -

BMX AUSTRALIA LIMITED  
ACN 602 637 472

INDEPENDENT AUDITOR'S REPORT  
TO THE MEMBERS OF BMX AUSTRALIA LIMITED

We believe that the audit evidence we have obtained is sufficient and appropriate to provide a basis for our audit opinion.

*Independence*

In conducting our audit, we have complied with the independence requirements of the *Corporations Act 2001*.

*Opinion*

In our opinion, the financial report of BMX Australia Limited is in accordance with the *Corporations Act 2001*, including:

- (a) giving a true and fair view of the company's financial position as at 30 June 2015 and of its performance for the year ended on that date; and
- (b) complying with Australian Accounting Standards to the extent described in Note 1 and the *Corporations Regulations 2001*.

*Basis of Accounting*

Without modifying our opinion, we draw attention to Note 1 to the financial report, which describes the basis of accounting. The financial report has been prepared for the purpose of fulfilling the directors' financial reporting responsibilities under the *Corporations Act 2001*. As a result, the financial report may not be suitable for another purpose.



Mark Godlewski  
Partner



PITCHER PARTNERS  
SYDNEY

Date 30 October 2015

**BMX Events Australia Pty  
Limited**

**ABN 35 075 442 081**

Financial report  
For the year ended 30 June 2015



## TABLE OF CONTENTS

|  |        |
|--|--------|
| Financial report   |        |
| Statement of profit or loss and other comprehensive income ..... | 1      |
| Statement of financial position .....                            | 2      |
| Notes to financial statements .....                              | 3 - 7  |
| Directors' declaration .....                                     | 8      |
| Independent auditor's report .....                               | 9 - 10 |



**BMX EVENTS AUSTRALIA PTY LIMITED**  
**ABN 35 075 442 081**

**STATEMENT OF PROFIT OR LOSS AND OTHER COMPREHENSIVE INCOME**  
**FOR THE YEAR ENDED 30 JUNE 2015**

|   | Note | 2015<br>\$            | 2014<br>\$           |
|---|------|-----------------------|----------------------|
| <b>Revenue</b>                                  | 2    | 624,309               | 554,656              |
| <b>Less: expenses</b>                           |      |                       |                      |
| Advertising expense                             |      | (8,064)               | (9,339)              |
| Audit and accounting fees                       |      | (2,064)               | (1,800)              |
| Awards & prize money expense                    |      | (96,645)              | (153,242)            |
| Catering  |      | (53,223)              | (6,425)              |
| Clothing and merchandise expense                |      | (66,443)              | (95,031)             |
| Consultants and contractors expense             |      | (7,200)               | (20,266)             |
| Depreciation and amortisation expense           |      | (1,253)               | (1,162)              |
| Drug testing                                    |      | -                     | (132)                |
| Hire of plant and equipment expense             |      | (474)                 | (11,528)             |
| Postage, printing and stationery                |      | (16,167)              | (9,348)              |
| Show entertainment                              |      | (16,730)              | (4,355)              |
| Television and production                       |      | (97,066)              | (27,870)             |
| Transponder and video                           |      | (17,870)              | (12,375)             |
| Travel, accommodation and entertainment expense |      | (71,900)              | (83,187)             |
| UCI entry fees expense                          |      | -                     | (17,894)             |
| Other expenses                                  |      | <u>(34,273)</u>       | <u>(27,828)</u>      |
|   |      | <u>(489,372)</u>      | <u>(481,782)</u>     |
| <b>Surplus</b>                                  |      | 134,937               | 72,874               |
| <b>Other comprehensive income for the year</b>  |      | <u>-</u>              | <u>-</u>             |
| <b>Total comprehensive income</b>               |      | <u><u>134,937</u></u> | <u><u>72,874</u></u> |

The accompanying notes form part of these financial statements.



BMX EVENTS AUSTRALIA PTY LIMITED  
ABN 35 075 442 081

STATEMENT OF FINANCIAL POSITION  
AS AT 30 JUNE 2015

|                                  | Note | 2015<br>\$     | 2014<br>\$     |
|----------------------------------|------|----------------|----------------|
| <b>Current assets</b>            |      |                |                |
| Cash and cash equivalents        | 3    | 646,176        | 516,712        |
| Receivables                      | 4    | 19,050         | 55,255         |
| Inventories                      | 5    | 3,462          | 6,925          |
| Other assets                     | 7    | <u>1,973</u>   | <u>1,973</u>   |
| <b>Total current assets</b>      |      | <u>670,661</u> | <u>580,865</u> |
| <b>Non-current assets</b>        |      |                |                |
| Property, plant and equipment    | 6    | <u>5,013</u>   | <u>6,266</u>   |
| <b>Total non-current assets</b>  |      | <u>5,013</u>   | <u>6,266</u>   |
| <b>Total assets</b>              |      | <u>675,674</u> | <u>587,131</u> |
| <b>Current liabilities</b>       |      |                |                |
| Payables                         | 8    | <u>76,959</u>  | <u>123,353</u> |
| <b>Total current liabilities</b> |      | <u>76,959</u>  | <u>123,353</u> |
| <b>Total liabilities</b>         |      | <u>76,959</u>  | <u>123,353</u> |
| <b>Net assets</b>                |      | <u>598,715</u> | <u>463,778</u> |
| <b>Equity</b>                    |      |                |                |
| Share capital                    | 9    | 1              | 1              |
| Accumulated surplus              | 10   | <u>598,714</u> | <u>463,777</u> |
| <b>Total equity</b>              |      | <u>598,715</u> | <u>463,778</u> |

The accompanying notes form part of these financial statements.

**BMX EVENTS AUSTRALIA PTY LIMITED**  
**ABN 35 075 442 081**

**NOTES TO FINANCIAL STATEMENTS**  
**FOR THE YEAR ENDED 30 JUNE 2015**

**NOTE 1: STATEMENT OF SIGNIFICANT ACCOUNTING POLICIES**

This financial report is a special purpose financial report prepared for use by the directors and members of the company. The directors have determined that the company is not a reporting entity. BMX Events Australia Pty Limited is a not-for-profit entity for the purpose of preparing the financial statements on the basis that it is prevented by its Constitution from making distributions to members.

The financial report has been prepared on an accruals basis and is based on historic costs, which do not take into account changing money values or, except where specifically stated, current valuations of non-current assets.

The following specific accounting policies, which are consistent with the previous period unless otherwise stated, have been adopted in the preparation of this report:

**(a) Revenue**

Revenue from sale of goods is recognised when the significant risks and rewards of ownership of the goods have passed to the buyer and the costs incurred or to be incurred in respect of the transaction can be measured reliably. Risks and rewards of ownership are considered passed to the buyer at the time of delivery of the goods to the customer.

Revenue from the rendering of services is recognised upon the delivery of the service to the customers.

Nominations revenue is recognised when payment is received.

Revenue from organising and hosting events is recognised in the period in which the events are held.

Interest revenue is recognised when it becomes receivable on a proportional basis taking in to account the interest rates applicable to the financial assets.

All revenue is stated net of the amount of goods and services tax (GST).

**(b) Contributions - Government Grants and Donations**

A non-reciprocal contribution or grant is recognised when the entity obtains control of the contribution or grant and it is probable that the economic benefits will flow to the entity, and the amount of the contribution or grant can be measured reliably. If conditions attached to the contribution or grant that must be satisfied before the entity is eligible to receive the contribution, recognition of contribution or income is deferred until those conditions are met.

**(c) Income tax**

No provision for income tax has been raised as the company is exempt from income tax.



BMX EVENTS AUSTRALIA PTY LIMITED  
ABN 35 075 442 081

NOTES TO FINANCIAL STATEMENTS  
FOR THE YEAR ENDED 30 JUNE 2015

**NOTE 1: STATEMENT OF SIGNIFICANT ACCOUNTING POLICIES (CONTINUED)**

**(d) Cash and cash equivalents**

Cash and cash equivalents include cash on hand and at banks, short-term deposits with an original maturity of three months or less held at call with financial institutions, and bank overdrafts. Bank overdrafts are shown within borrowings in current liabilities on the statement of financial position.

**(e) Inventories**

Inventories held for sale are measured at the lower of cost and net realisable value.

**(f) Property, plant and equipment**

Each class of plant and equipment is carried at cost or fair value less, where applicable, any accumulated depreciation and any accumulated impairment losses.

*Plant and equipment*

Plant and equipment is measured on the cost basis.

*Depreciation*

The depreciable amount of all property, plant and equipment is depreciated over their estimated useful lives commencing from the time the asset is held ready for use. Land and the land component of any class of property, plant and equipment is not depreciated.

**(g) Impairment of non-financial assets**

An impairment loss is recognised where the carrying amount of the asset exceeds its recoverable amount. The recoverable amount of an asset is defined as the higher of its fair value less costs to sell and value in use.

The recoverable amount is assessed on the basis of the expected net cash flows which will be received from the assets employment and subsequent disposal. The expected net cash flows have been discounted to present values in determining recoverable amounts.

**(h) Leases**

Leases are classified at their inception as either operating or finance leases based on the economic substance of the agreement so as to reflect the risks and benefits incidental to ownership.

**BMX EVENTS AUSTRALIA PTY LIMITED**  
**ABN 35 075 442 081**

**NOTES TO FINANCIAL STATEMENTS**  
**FOR THE YEAR ENDED 30 JUNE 2015**

**NOTE 1: STATEMENT OF SIGNIFICANT ACCOUNTING POLICIES (CONTINUED)**

**(h) Leases (Continued)**

*Operating leases*

Lease payments for operating leases, where substantially all the risks and benefits remain with the lessor, are recognised as an expense on a straight-line basis over the term of the lease.

Lease incentives received under operating leases are recognised as a liability and amortised on a straight-line basis over the life of the lease term.

**(i) Goods and services tax (GST)**

Revenues, expenses and purchased assets are recognised net of the amount of GST, except where the amount of GST incurred is not recoverable from the Tax Office. In these circumstances the GST is recognised as part of the cost of acquisition of the asset or as part of an item of the expense. Receivables and payables in the statement of financial position are shown inclusive of GST.

Cash flows are presented in the statement of cash flows on a gross basis, except for the GST component of investing and financing activities, which are disclosed as operating cash flows.

**(j) Comparatives**

Where necessary, comparative information has been reclassified and repositioned for consistency with current year disclosures.

|   | <b>2015</b>    | <b>2014</b>    |
|---|----------------|----------------|
|   | <b>\$</b>      | <b>\$</b>      |
| <b>NOTE 2: REVENUE AND OTHER INCOME</b> |                |                |
| Interest income                         | 9,983          | 11,608         |
| Nominations                             | 480,654        | 370,588        |
| Merchandise sales                       | 29,885         | 93,172         |
| Sponsorship/grants                      | 65,455         | 52,491         |
| Pro shop sales                          | 9,150          | 11,214         |
| Hosting fees                            | 29,182         | 9,364          |
| Awards presentation                     | -              | 3,668          |
| Other income                            | -              | 2,551          |
| Total revenue                           | <u>624,309</u> | <u>554,656</u> |

**NOTE 3: CASH AND CASH EQUIVALENTS**

|              |                |                |
|--------------|----------------|----------------|
| Cash on hand | 80             | 80             |
| Cash at bank | <u>646,096</u> | <u>516,632</u> |
|              | <u>646,176</u> | <u>516,712</u> |



BMX EVENTS AUSTRALIA PTY LIMITED  
ABN 35 075 442 081

NOTES TO FINANCIAL STATEMENTS  
FOR THE YEAR ENDED 30 JUNE 2015

2  
0  
1  
5

|  | 2015<br>\$      | 2014<br>\$      |
|--|-----------------|-----------------|
| <b>NOTE 4: RECEIVABLES</b>                   |                 |                 |
| CURRENT                                      |                 |                 |
| Trade debtors                                | 14,426          | 51,361          |
| Impairment loss                              | <u>-</u>        | <u>(730)</u>    |
|  | 14,426          | 50,631          |
| Other debtors                                | <u>4,624</u>    | <u>4,624</u>    |
|  | <u>19,050</u>   | <u>55,255</u>   |
| <b>NOTE 5: INVENTORIES</b>                   |                 |                 |
| CURRENT                                      |                 |                 |
| <i>At cost</i>                               |                 |                 |
| Finished goods - merchandise                 | <u>3,462</u>    | <u>6,925</u>    |
|  | <u>3,462</u>    | <u>6,925</u>    |
| <b>NOTE 6: PROPERTY, PLANT AND EQUIPMENT</b> |                 |                 |
| <b>Plant and equipment</b>                   |                 |                 |
| Plant and equipment at cost                  | 18,095          | 18,095          |
| Accumulated depreciation                     | <u>(13,082)</u> | <u>(11,829)</u> |
| Total property, plant and equipment          | <u>5,013</u>    | <u>6,266</u>    |
| <b>NOTE 7: OTHER ASSETS</b>                  |                 |                 |
| CURRENT                                      |                 |                 |
| Prepayments                                  | <u>1,973</u>    | <u>1,973</u>    |
|  | <u>1,973</u>    | <u>1,973</u>    |

**BMX EVENTS AUSTRALIA PTY LIMITED**  
**ABN 35 075 442 081**

**NOTES TO FINANCIAL STATEMENTS**  
**FOR THE YEAR ENDED 30 JUNE 2015**

|                              | 2015<br>\$           | 2014<br>\$            |
|------------------------------|----------------------|-----------------------|
| <b>NOTE 8: PAYABLES</b>      |                      |                       |
| CURRENT                      |                      |                       |
| <i>Unsecured liabilities</i> |                      |                       |
| Trade creditors              | 8,333                | 63,045                |
| Amounts payable to:          |                      |                       |
| - ultimate parent entity     | 38,255               | -                     |
| GST credits                  | 30,371               | 58,809                |
| Other payables               | <u>-</u>             | <u>1,499</u>          |
|                              | <u><u>76,959</u></u> | <u><u>123,353</u></u> |

**NOTE 9: SHARE CAPITAL**

|                            |                 |                 |
|----------------------------|-----------------|-----------------|
| Issued and paid-up capital |                 |                 |
| 1 (2014: 1) Ordinary       | <u>1</u>        | <u>1</u>        |
|                            | <u><u>1</u></u> | <u><u>1</u></u> |

**Rights of each type of share**

At shareholders meetings each ordinary share is entitled to one vote when a poll is called, otherwise each shareholder has one vote on a show of hands.

**NOTE 10: ACCUMULATED SURPLUS**

|  |                       |                       |
|--|-----------------------|-----------------------|
| Accumulated surplus at beginning of year | 463,777               | 390,903               |
| Net surplus                              | <u>134,937</u>        | <u>72,874</u>         |
|  | <u><u>598,714</u></u> | <u><u>463,777</u></u> |

**NOTE 11: COMPANY DETAILS**

The registered office and principal place of business of the company is:  
Unit 12, 56 O'Riordan Street  
ALEXANDRIA NSW 2015



BMX EVENTS AUSTRALIA PTY LIMITED  
ABN 35 075 442 081

DIRECTORS' DECLARATION

The directors have determined that the company is not a reporting entity and that this special purpose financial report should be prepared in accordance with the accounting policies outlined in Note 1 to the financial statements.

The directors of the company declare that:


1. The financial statements and notes, as set out on pages 1 - 7 presents fairly the company's financial position as at 30 June 2015 and performance for the year ended on that date of the company in accordance with the accounting policies outlined in Note 1 to the financial statements.
2. In the directors' opinion there are reasonable grounds to believe that the company will be able to pay its debts as and when they become due and payable.

This declaration is made in accordance with a resolution of the Board of Directors.

Director:

 BARRY JAMES KNIGHT

Director:

 KATRINA HARNWELL.

Dated this

28

day of

OCTOBER

2015



**PITCHER PARTNERS**  
ACCOUNTANTS • AUDITORS • ADVISORS

Level 22 MLC Centre  
19 Martin Place  
Sydney NSW 2000  
Australia

Postal Address:  
GPO Box 1615  
Sydney NSW 2001  
Australia

Tel: +61 2 9221 2099  
Fax: +61 2 9223 1762

[www.pitcher.com.au](http://www.pitcher.com.au)  
[partners@pitcher-nsw.com.au](mailto:partners@pitcher-nsw.com.au)

Pitcher Partners is an association of independent firms  
Melbourne | Sydney | Perth | Adelaide | Brisbane | Newcastle

**BMX EVENTS AUSTRALIA PTY LIMITED**  
**ABN 35 075 442 081**

**INDEPENDENT AUDITOR'S REPORT**  
**TO THE MEMBERS OF BMX EVENTS AUSTRALIA PTY LIMITED**

We have audited the accompanying financial report, being a special purpose financial report of BMX Events Australia Pty Limited, which comprises the statement of financial position as at 30 June 2015, the statement of profit or loss and other comprehensive income and statement of changes in equity for the year then ended, notes comprising a summary of significant accounting policies and other explanatory information, and the directors' declaration.

*Directors' Responsibility for the Financial Report*

The directors are responsible for the preparation and fair presentation of the financial report and have determined that the basis of preparation described in Note 1 to the financial report is appropriate to meet the needs of the members.

The directors' responsibility also includes such internal control as the directors determine is necessary to enable the preparation and fair presentation of a financial report that is free from material misstatement, whether due to fraud or error.

*Auditor's Responsibility*

Our responsibility is to express an opinion on the financial report based on our audit. We conducted our audit in accordance with Australian Auditing Standards. Those standards require that we comply with relevant ethical requirements relating to audit engagements and plan and perform the audit to obtain reasonable assurance about whether the financial report is free from material misstatement.

An audit involves performing procedures to obtain audit evidence about the amounts and disclosures in the financial report. The procedures selected depend on the auditor's judgement, including the assessment of the risks of material misstatement of the financial report, whether due to fraud or error. In making those risk assessments, the auditor considers internal control relevant to the entity's preparation and fair presentation of the financial report in order to design audit procedures that are appropriate in the circumstances, but not for the purpose of expressing an opinion on the effectiveness of the entity's internal control. An audit also includes evaluating the appropriateness of accounting policies used and the reasonableness of accounting estimates made by the directors, as well as evaluating the overall presentation of the financial report.

We believe that the audit evidence we have obtained is sufficient and appropriate to provide a basis for our

- 9 -

An independent New South Wales Partnership ABN 35 415 759 892  
Liability limited by a scheme approved under Professional Standards Legislation

AN INDEPENDENT MEMBER OF  
**BAKER TILLY**  
INTERNATIONAL





BMX EVENTS AUSTRALIA PTY LIMITED  
ABN 35 075 442 081

INDEPENDENT AUDITOR'S REPORT  
TO THE MEMBERS OF BMX EVENTS AUSTRALIA PTY LIMITED

audit opinion.

*Independence*

In conducting our audit, we have complied with APES 110 *Code of Ethics for Professional Accountants*.

*Basis for Qualified Opinion*

We were unable to obtain sufficient appropriate audit evidence in relation to the company's expenses incurred between 1 July 2014 to 31 March 2015. Management was unable to provide invoices to substantiate expenditure samples chosen within this period. Consequently, we were unable to determine within this period whether any adjustments were necessary for expenses incurred.

*Qualified Opinion*

In our opinion, except for the possible effects of the matter described in the Basis for Qualified Opinion paragraph, the financial report of BMX Events Australia Pty Limited presents fairly, in all material respects, the entity's financial position as at 30 June 2015 and its performance for the year ended on that date in accordance with the accounting policies described in Note 1 to the financial report.

*Basis of Accounting*

Without modifying our opinion, we draw attention to Note 1 to the financial report, which describes the basis of accounting. The financial report has been prepared to assist BMX Events Australia Pty Limited to meet the financial reporting responsibilities under the Constitution. As a result, the financial report may not be suitable for another purpose.

Mark Godlewski


Partner

PITCHER PARTNERS

SYDNEY


Date: 30 October 2015





**Australian Government**

**Australian Sports Commission**



**AIS**



**Oceania Cycling  
Confederation**



**SUBARU**

ALL 4 THE DRIVER™

## **BMX Australia Inc**

Unit 12, 56 O'Riordan Street, Alexandria NSW 2015

PO Box 6402, Alexandria NSW 2015

P: (02) 9008 1300

E: [info@bmxaustralia.com.au](mailto:info@bmxaustralia.com.au)

