



AUSCYCLING

**TECHNICAL REGULATIONS:
CYCLO-CROSS**

Version 1.0 | 1st November 2020



AUSCYCLING

These Regulations have been developed to ensure safety of all participants and to encourage fair competition.

Where any ambiguity or lack of a clear ruling exists the UCI regulations will take precedence.

Contents

SECTION 1 GENERAL	2
1.00 GENERAL	2
1.01 PARTICIPATION	2
1.02 RACE PROGRAMME - TECHNICAL GUIDE	3
1.03 TECHNICAL DELEGATE.....	3
1.04 SECURITY / SAFETY / COURSE MARKING	3
1.05 FIRST AID - MINIMUM STAFF/INFRASTRUCTURE REQUIREMENTS	4
1.06 FIRST AID ACCIDENT REPORTING.....	4
1.07 INFLATABLE ARCHES	4
1.08 COURSE	4
1.09 U-TURNS.....	5
1.10 CALL-UP ZONE	5
1.11 START SECTION	5
1.12 FINISH SECTION	5
1.13 OBSTACLES	5
1.14 PIT AREAS	6
1.15 BOXES.....	6
1.16 EQUIPMENT CHANGES.....	6
SECTION 2 EVENT PRODECURE	7
2.00 OFFICIAL PRACTICE/TRAINING	7
2.01 STARTING ORDER	7
2.02 FALSE START.....	7
2.03 DURATION OF EVENTS	7
2.04 ORDER OF EVENTS	8
2.05 CLASSIFICATION	8
2.06 CANCELLATION/INCLEMENT WEATHER PROTOCOL.....	8
2.07 IN-RACE COMMUNICATIONS	8
2.08 ELECTRONIC IDENTIFICATION	8
ANNEXURE 1 - Call up Zone	9
ANNEXURE 2 - Double Pit Area	10
ANNEXURE 3 - Single Pit Area	11

SECTION 1 GENERAL

1.00 GENERAL

- 1.00.01 Platinum and Gold sanctioned Cyclo-cross events with Elite, U23 and J19 categories conducted in Australia shall be conducted following UCI Technical Regulations only.
- 1.00.02 Events at Silver and Bronze sanctioned and those events including non UCI categories shall be conducted following UCI Technical Regulations plus may be subject to further regulation as subsequently follows.

1.01 PARTICIPATION

- 1.01.01 The membership category of the member shall be applied for Cyclo-cross as in other disciplines.
- 1.01.02 The following categories must be conducted as per UCI Technical Regulations for UCI, Platinum or Gold level events:

Men

- The category men junior shall comprise riders aged 17 to 18.
- The category men under 23 shall comprise riders aged 19 to 22.
- The category men elite shall comprise riders of 23 years and above.

Except when separate category races are organised, men under 23 can ride in the race for men elite, even if a separate race is being run for under 23 riders. If men under 23 and men elite compete in the same race, meaning same start time and same race distance:

- no separate results are made up;
- points are awarded according the elite points scale;
- in case of championships, only one title is awarded (for example, should an Under-23 rider would win the race, he shall be awarded the elite title).

Women

- The category women junior shall comprise riders aged 17 to 18.
- The category women under 23 shall comprise riders aged 19 to 22.
- The category women elite shall comprise riders of 23 years and above.

Except when separate category races are organised, women junior, women under 23 and women elite shall race together. Women junior, women under 23 and women elite can ride in the race for women elite, even if a separate race is being run for women junior. If two or three of the categories women junior, women under 23 and women elite compete in the same race, meaning same start time and same race distance:

- no separate results are made up for the grouped categories,
- points are awarded according the elite points scale, – in case of championships, only one title is awarded (for example, should an Under-23 category rider win the race, she shall be awarded the elite title).

- 1.01.04 Categories may be combined into single fields to create appropriate field sizes. For races other than UCI, organisers may choose their own categories to meet their local needs.

The following combined/graded fields are commonly utilised:

- Elite, Junior, and Master Men (A-Grade Men)
- Elite, Junior, and Master Women (Women)
- Elite, Junior and Master Men (B-Grade Men)

- 1.01.03 It is permitted that at the discretion of the organiser and President of the Commissaire Panel (PCP) to run more than one race on the course at the same time, with a short interval separating the start of each field.
- 1.01.04 Handicapping, grading, or otherwise assigning riders to combined fields or categories shall be the responsibility of the organiser.

1.02 RACE PROGRAMME - TECHNICAL GUIDE

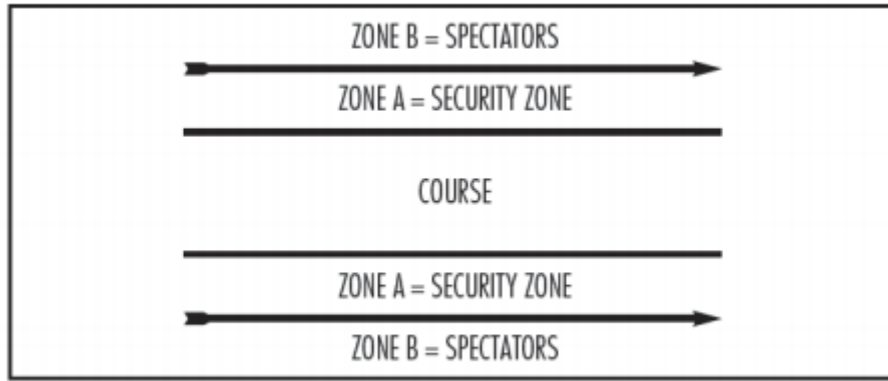
- 1.02.01 A technical guide shall be produced by the organiser providing the following information:
- a) The program of events and awards ceremonies.
 - b) The race categories, including the starting time for each category, including the number of laps or expected duration, and prizes.
 - c) Registration information, times and procedures and fees.
 - d) Warm-up and practice procedures and areas, if applicable.
 - e) Any special regulations for the race or race series, including start order.
 - f) A description of, directions to and a detailed map of the circuit, indicating circuit length, the registration area; the start and finish, the pit area, the location of obstacles, the parking area, and the nearest toilet facilities, a diagram of preferred number orientation if this differs from standard, and instructions for mounting any transponders for electronic timing systems
 - g) Contact information for the event race director.
 - h) At least one qualified first aid officer must be in attendance and a first aid kit must be on site at all times. It is recommended that an emergency action plan be prepared and available.
 - i) The organiser should endeavour to provide a water supply for cleaning of equipment and toilet facilities if there are none at the venue.

1.03 TECHNICAL DELEGATE

- 1.03.01 Where deemed necessary by AusCycling a Technical Delegate will be appointed by AusCycling.
- 1.03.02 Without prejudice to the responsibility of the organiser, the Technical Delegate shall supervise the preparation of the technical aspects of the event.
- 1.03.03 The Technical Delegate or delegate must carry out an inspection well in advance to confirm course compliance. The inspection will include the course, the distance, determine the double pit area, installations and the course marking plan.
- 1.03.04 The Technical Delegate must be on site prior to the first official training session and must carry out an inspection of the venue and course in conjunction with the organiser and the president of the commissaires' panel. They shall coordinate the technical preparations for the event and shall ensure that the recommendations made in the inspection report are implemented. The definitive version of the course and any changes, if this is the case, shall be the responsibility of the technical delegate. Where a technical delegate does not have to be appointed, this task shall fall to the PCP.

1.04 SECURITY / SAFETY / COURSE MARKING

- 1.04.01 A zone of at least 100 meters before and 50 meters after the finish line will be protected with barriers. It will be accessible only to organisational staff, the riders, paramedics, team managers and accredited press.
- 1.04.02 Adjacent parts of the course where riders pass in both directions must be appropriately separated by a safety net or the like. If a safety net is used it must have no openings greater than 1 cm x 1 cm.
- 1.04.03 For events where large crowds are expected, on technical parts of the course, a safety area must be provided between the spectators and the course, as shown below:
- The zone A sections must be minimum 75 cm wide.



- 1.04.04 The course should be at least 3 meters wide and be clearly defined and protected over the entire circuit by tape, barriers or safety netting. It is acceptable to use cones, flags, arrows or other markers where the course is well defined, and fields are small.
- 1.04.05 For Platinum and Gold sanctioned events the course must be at least 3 meters wide throughout and clearly marked and protected on both sides.
- 1.04.06 The use of dangerous elements such as sharp or uncapped metal stakes or wires of any kind is forbidden, and the course must be routed away from any object which presents danger to the riders or the object must be made safe.
- 1.04.07 From 5 minutes before the start of the race, the course may not be ridden by anyone other than the riders in the race.
- 1.04.08 The organiser should provide ample crossing points for spectators to safely travel around the course.
- 1.04.09 The race organiser must provide enough marshals to ensure the safety of the riders and spectators during competition and official training sessions.

1.05 FIRST AID - MINIMUM STAFF/INFRASTRUCTURE REQUIREMENTS

- 1.05.01 Platinum and Gold level events require the following at a minimum:
- A minimum of one trained doctor or paramedic to be on site for the duration of the event.
 - There must be a clearly defined first aid area in the main event village.
 - The first aid area must be manned continuously over the duration of the event (for both practice and competition).
- 1.05.02 Silver and Bronze level events require the following at a minimum:
- For all events, at least one fully qualified first aid officer must be in attendance.
 - This person may be undertaking other roles at the event but must not be a race participant.
 - A first aid kit/supplies must be on site at all times. This kit must be capable of dealing with basic injuries such as; grazes, cuts, plus fractures and dislocations.

1.06 FIRST AID ACCIDENT REPORTING

A report must be submitted, by the organiser, to AusCycling within seven working days of the end of the final race. The report will list all injuries and treatments rendered with the riders' name and license number.

1.07 INFLATABLE ARCHES

The use of inflatable arches which cross the course is forbidden.

1.08 COURSE

- 1.08.01 A Cyclo-cross course shall include road, country and forest paths and meadowland alternating in such a way as to ensure changes in the pace of the race and allowing riders to recuperate after difficult sections.
- 1.08.02 The course shall be usable in all circumstances, whatever the weather conditions.
- 1.08.03 Clay or easily flooded areas and agricultural land should be avoided.

- 1.08.04 Before the start of each race, the organiser must check the condition of the course and carry out any repairs required.
- 1.08.05 For National Championships, a parallel course is required for sections of the course which deteriorate easily.
- 1.08.06 For Platinum and Gold level events the course must form a closed circuit of a minimum length of 2.5 km and maximum 3.5km, of which at least 90% shall be rideable.

1.09 U-TURNS

U-turns on the course shall be installed and protected such as riders may not hold on the pole or on the barrier in the centre of the U-turns.

1.10 CALL-UP ZONE

- 1.10.01 An assembly area for starters (call-up zone) should be provided and marked off with barriers behind the start line (see annex 1).
- 1.10.02 For Platinum and Gold level events eight lanes with a width of 75 cm and a length of 10 m shall be marked out on the ground at right angles to the start line in order to facilitate organising the riders into starting order (see annex 1).

1.11 START SECTION

- 1.11.01 The start section should be on firm ground and have a length of at least 150 meters and a width of at least 6 meters. It must be as straight as possible and not include any descent.
- 1.11.02 The first narrowing or obstacle after the start section may not be abrupt, it must be such as to allow all the riders to pass easily.
- 1.11.03 The angle of the first corner must be greater than 90 degrees.
- 1.11.04 U-turns are not allowed.

1.12 FINISH SECTION

- 1.12.01 The finish section should run straight for at least 100 meters. The width must be at least 4 meters.
- 1.12.02 The finish section must be flat or uphill. If a finish banner is utilised, it shall be erected at least 2.5 m above the ground over the finish line and shall cover the whole width of the course.

1.13 OBSTACLES

- 1.13.01 The start and finish sections must be free of obstacles.
- 1.13.02 The course may include no more than six artificial obstacles. Obstacle shall mean any part of the course where riders are likely (but not required) to dismount.
- 1.13.03 The artificial obstacles allowed on a Cyclo-cross course are restricted to:
- planks;
 - steps;
 - non natural sand pits.
- No other artificial obstacles are allowed.
- 1.13.04 The length of an obstacle may not exceed 80 meters and the height may not exceed 40 cm. The total length of obstacles may not exceed 10% of the course.
- 1.13.05 Non-natural sand pits should be located on a straight section and have a level entrance and exit.
- 1.13.06 Descents of flights of steps may not be used.
- 1.13.07 The course may include a single section of planks. This obstacle must consist of two planks placed minimum 4 meters and maximum 6 meters apart and placed on a straight section. The planks must be solid for their entire height, without sharp edges and not made of metal. They must have a maximum height of 40 cm and extend the entire width of the course.
- In the event that the course is abnormally slippery, the plank section must be removed on the decision of the PCP in consultation with the organiser and, should he be present, the technical delegate.
- Either or both of the planks referenced above may be replaced by one or two tree logs which ever the case may be. If a tree log is used, its maximum thickness shall be below 40cm.
- Otherwise, all rules applicable to the specifications of planks shall apply to tree logs as well.

- 1.13.08 The course may pass over bridges or footbridges as long as they are at least 3 meters wide and have protective barriers on both sides. Bridges or footbridges shall be covered with an anti-slip surface (matting, mesh or anti-slip paint).
- 1.13.09 A separate footbridge for spectators must be provided.

1.14 PIT AREAS

- 1.14.01 The pit area is the part of the course where riders can change wheels or bicycles.
- 1.14.02 The pit areas must be straight and may not include an obstacle.
- 1.14.02.1 They must be located on a part of the course where the speed is not high, excluding graveled sections and descents.
- 1.14.03 At Platinum and Gold sanctioned events the pit areas must be at least 60 meters long.
- 1.14.04 A double pit area (see annex 2) is compulsory for Platinum and Gold sanctioned events.
- 1.14.05 If it is not possible to design a course such that a double pit area can be set up, two single pits may be utilised (see annex 3).
- 1.14.06 The double pit area must be set up in an area where two sections of the course are close enough together and the distance along the course between the successive pits is more or less equal each way.
- 1.14.07 In Silver and Bronze sanctioned events, the organiser must make provision for a double pit area or two single pit areas located at suitable distances around the course.
- 1.14.08 For the whole length of the pits the racing lane and the pit lane must be separated, using barriers and marker tape.
- 1.14.09 The pit area must be signaled and marked precisely with a yellow flag at the beginning and the end of the separation between the two lanes.
- 1.14.10 At the side of the pit lane a zone at least 2 meters deep shall be set aside for riders' mechanics and their equipment.
- 1.14.11 In double pit areas provision must be made for a water supply for cleaning of equipment.
- 1.14.12 For single pit areas, the water supply must be in the immediate proximity such that mechanics do not have to cross the course to access it. If a water tank or connections for high pressure cleaning apparatus are provided, they must be made freely available.

1.15 BOXES

- 1.15.01 Along the pit lane, provision must be made for boxes (sufficient for team numbers) marked off by barriers with a width of 4 meters (see annex 2).
- 1.15.02 Only two accredited assistants per rider shall be allowed in the box.
- 1.15.03 The pit boxes are allocated at the team managers meeting, or at the discretion of the PCP.

1.16 EQUIPMENT CHANGES

- 1.16.01 A rider may only take the pit lane to change his bicycle, wheel(s) or for other mechanical assistance.
- 1.16.02 Should a rider take the pit lane for any other reason, the commissaires shall decide a course of action and the decision shall be final.
- 1.16.03 In the event of warm weather conditions the PCP may permit feeding from the pit lane. Under those conditions feeding will not be allowed in the first or the final lap or at any other location on the course.
- 1.16.04 Equipment changes must be carried out within the confines of the pit lane and at the same point.
- 1.16.05 A rider who has passed the end of the pit area must continue to the following pit area for any bicycle or wheel change. A rider who is still in the racing lane may enter the pit lane as long as he retraces his route in the racing lane and enters the other lane at its start without obstructing other competitors.
- 1.16.06 Changes of wheel or bicycle between riders are forbidden.

SECTION 2 EVENT PRODECURE

2.00 OFFICIAL PRACTICE/TRAINING

- 2.00.01 The course should be open to competitors for training one hour before the first competition of the day.
- 2.00.02 It is permissible for competitors to train on the course during any breaks in the racing program, however, they must exit the course prior to the commencement of the following event.

2.01 STARTING ORDER

- 2.01.01 The riders shall assemble in the call-up zone at least 10 minutes before the start.
- 2.01.02 Riders must wait for the start with at least one foot on the ground or be penalised by being sent back to the last place in their start lane.
- 2.01.03 The start order of Platinum and Gold level events is determined as follows:
1. The defending format class National Champion;
 2. Recognised UCI World Champion in the format;
 3. Any rider ranked in the top 200 UCI World Rankings in ranking order;
 4. Riders ranked in the top 30 of the current National Cup Ranking;
 5. All other riders by entry sequence.

2.02 FALSE START

- 2.02.01 Riders who cause a false start shall be pulled out of the race.
- 2.02.02 In case of a false start, a new call up procedure and gridding will be done.

2.03 DURATION OF EVENTS

- 2.03.04 The duration of events must be as close as possible to:

Junior Men and Women	40 minutes
Women Under 23	40 minutes
Men Under 23	50 minutes
Women Elite	50 minutes
Men Elite	60 minutes

- 2.03.02 For women races where women elite, women junior or women under 23 ride together, the duration must be between 40 and 50 minutes.
- 2.03.03 The number of laps will be calculated and announced at the end of the second lap.
- 2.03.04 For races at the Silver and Bronze level that choose to utilise graded categories the following should be applied:

Category	Maximum Predicted Winning Time
Fields by Grade	
A Grade Men/Women	40-60 minutes
B Grade Men/Women	30 minutes
Open Bicycle Men/Women	30 minutes
Children	15 minutes

2.04 ORDER OF EVENTS

- 2.04.01 For all events scheduled on one day, the order of events must be as follows:
1. Men Junior
 2. Women Junior (if conducted separately)
 3. Men under 23 (if conducted separately)
 4. Women
 5. Men elite
- 2.04.02 The women and men elite races must be organised as stand-alone races. Meaning that no other categories should be added nor any kind of delayed start for another race or category shall be allowed for women and men elite races.

2.05 CLASSIFICATION

- 2.05.01 For Platinum sanctioned events the UCI regulations shall apply in regards classification.
- 2.05.02 For Gold, Silver and Bronze sanctioned events in Australia, the following may be applied:
- The last lap of the race shall be announced by the bell.
- 2.05.03 The decision as to whether the 80% rule is to be applied will be made by the president of the commissaires' panel after discussion with the organiser. If the decision is made to apply the 80% rule, any rider whose time being 80% slower of that of the race leader's first lap will be pulled out of the race by an official at an exit provided for this purpose just before or just after the finish section, and an official shall record the finishing position of riders removed at this location. Riders must be advised at the start line briefing if the 80% rule is to be applied.
- 2.05.04 Riders should not be removed on their final lap but should be classified as they cross the finish line.
- 2.05.05 Riders that withdraw from their event prior to being verified by the commissaires as a lapped or 80% rider or an official finisher will be classified as "Did Not Finish", and will lose all benefits, such as a placing, competition points, awards, and ranking points.
- 2.05.06 All riders who cross the finish line after the winner shall be considered to have finished the race and will be given a placing based on their position.
- 2.05.07 Lapped riders must complete the lap during which they were overtaken. A decision should be taken by the organiser and PCP and announced at the start line briefing as to whether lapped riders will then be removed from the race:
- a) Where fields are small, lapped riders may be permitted to continue racing at the direction of the PCP. At the end of the race these riders will be classified in the order in which they finished, plus the number of laps which have not been completed.
 - b) Where lapped riders are to be removed, they should be directed to leave the course by an official at an exit provided for this purpose just before or just after the finish section. At the end of the race these riders will be classified in the order in which they were removed from the race, plus the number of laps which have not been completed.
- 2.05.08 Riders who pull out of the event due to injury, mechanical failure or otherwise should inform the race officials.

2.06 CANCELLATION/INCLEMENT WEATHER PROTOCOL

Refer to the AusCycling Extreme Weather Policy.

2.07 IN-RACE COMMUNICATIONS

The use of radio links or other remote means of communication with riders is forbidden.


2.08 ELECTRONIC IDENTIFICATION

- 2.08.01 When an electronic device is provided to riders for their identification or their geolocation by the timing service provider, the riders shall be under the obligation to wear it in addition to the identification numbers.
- 2.08.02 The electronic device provided by the timing service provider shall be identical for all riders participating in the same event.

Annexure 1

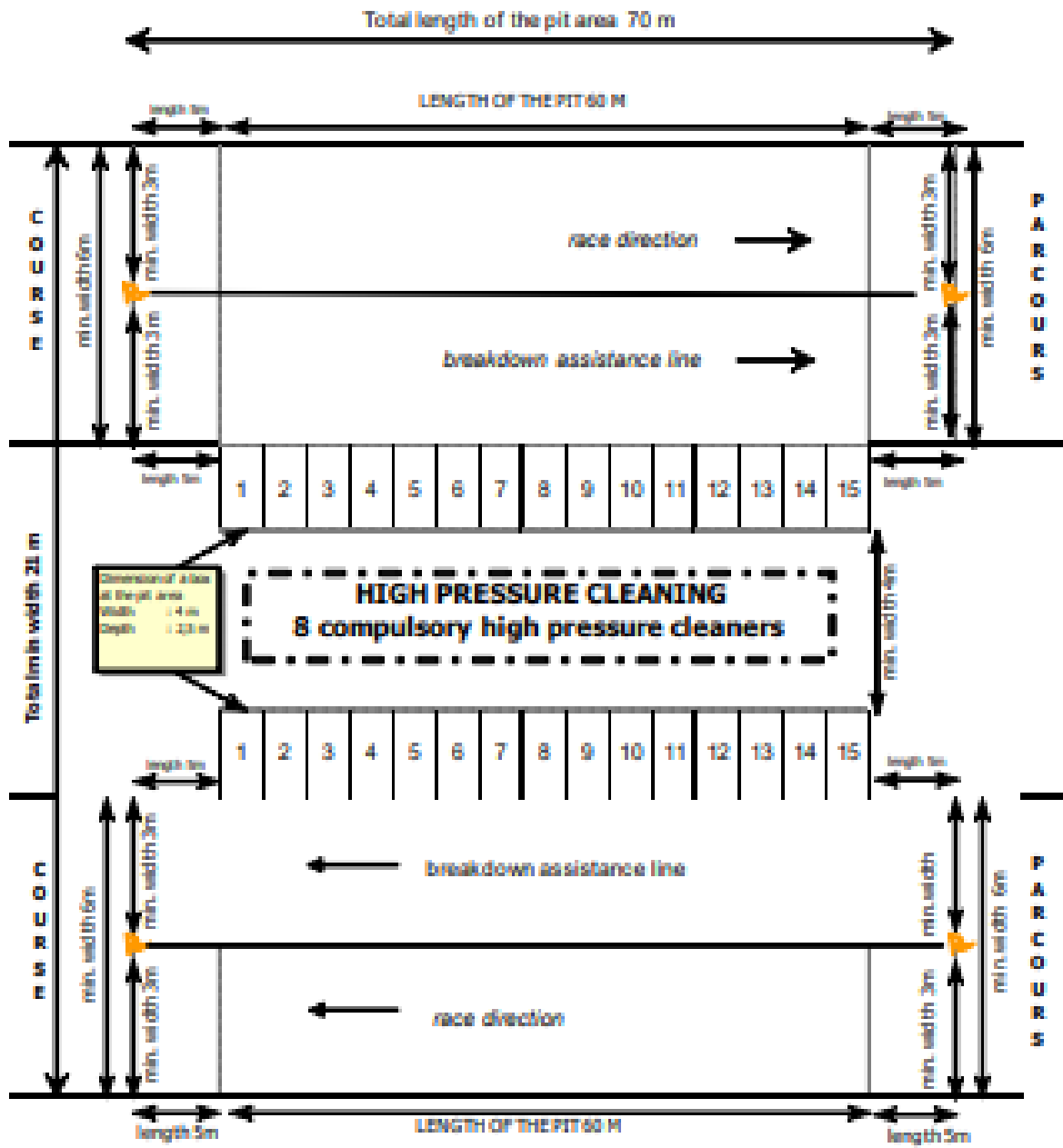
Call Up Zone

STANDARD CONFIGURATION OF A START ZONE



Annexure 2
 Double Pit Area

STANDARD CONFIGURATION OF A DOUBLE PIT AREA



Annexure 3
Single Pit Area

STANDARD CONFIGURATION OF A PIT ZONE

